



OFFICIAL JUNIOR RANGER ACTIVITY GUIDE

Ages 6+

Welcome, Ranger!



Junior Park Rangers explore, learn about, and help protect national parks. Follow these instructions to earn your official Junior Ranger badge and certificate. You can also purchase a Junior Ranger patch if you show your certificate at the store.

Rangers Always Work Safely

It can get really hot here, and most of Tuzigoot doesn't have much shade. That doesn't mean you can't go outside. Just make sure you drink lots of water and wear sunscreen. Wear a hat if you have one!

How old are you?



If you are 6 or 7 years old, do the activities on each page with the Sonoran mud turtle.



If you are 8 or 9, do the activities that have the turtle and the activities with the Arizona sycamore leaf.



If you are 10 or older, do all the activities in the book, including those with the macaw.



Grown-Ups

The Junior Ranger program should take 30–60 minutes for your child to complete, about as long as most families spend at the monument.

If your child does not finish before you leave, no problem! The monument's address is on the back of this booklet. They can finish later and mail it to us, and we'll send their official Junior Ranger badge and certificate to your address.



What is Archeology?

Archeology is simply the study of how people lived in the past. **Archeologists** are people who study the things those people left behind and use them to better understand how they lived.

Any object made or used by humans counts as an **artifact**. Arrowheads and pottery are artifacts, but so is this book!

Archeologists excavate and take careful records of what they uncover to learn about the past. In 1933 and 1934, archeologists excavated this pueblo and named it Tuzigoot.

Unfortunately, archeology is also destructive! Think about it—once you move an artifact, you can never put it back exactly like it was before. All of the dirt and other artifacts around it, called **context**, will be disturbed. Even the National Park Service doesn't excavate very often any more, for the same reason.


Excavating Your Life

Imagine that an archeologist is going to excavate your room 100 years from now. Name five things they might find that would be clues about your life.

What could an archeologist learn about you from those five artifacts?

All of the items in your bedroom are in context. Could the archeologist still learn about you if those items were scattered around your neighborhood?

Why is it important to leave artifacts in place when you find them?



Museum Scavenger Hunt

The people who lived at Tuzigoot were farmers. They also hunted and gathered foods that grew wild.

Do some hunting of your own—see if you can find these items in the museum. Along the way, you'll discover the same kinds of questions archeologists have tried to answer about these same artifacts!

Find an item that is evidence of *Hunting*. What is it? What is it made of?

Find some *Clothing* that a Sinagua person would wear. Describe it. What's it made out of? What does this tell you about the person who wore it?


What can you find in the museum that is evidence of *Farming*? What kinds of plants did the Sinagua people grow?

Not everything in life was about survival. Can you find evidence of *Artwork*? What did you find? How do you think it was created?



How many pots can you find?

Count as many pots as you can find in the museum. Write the number and draw your favorite one here. What would you put in it?



Then and Now


Tuzigoot is a special place. People have lived in the Verde Valley for over 13,000 years and built Tuzigoot's first rooms over 900 years ago.

The Sinagua Indians learned how to adapt and survive by using what they could find in nature or through trade with neighbors. They had many skills such as weaving cloth, making pottery and tools, and creating baskets.



We learn about how they lived by studying the things they left behind. By looking at these **artifacts**, we see that they were not that different from us!

Compare the items below and draw a line from the item in the left column to the item in the right column that matches it. (Hint: You can find answers in the museum.)

Things
Used Now



Things
Used Then





Searching for Clues

Excavating artifacts is just one part of an archeologist's job. Each artifact is a clue—you have to put all of them together to see what story they tell!

Archeologists compare artifacts very carefully to understand who made them, why, and what they were used for. Look at these pots, and draw a line between ones that match. Be careful! Just like at a real excavation, there may be more than one pair.



Dwell on this!

If archeology is like a mystery book, then excavating is like tearing out every page after you read it. If you miss a clue or don't take good notes, you can never go back for a second look at how things were before you dug them up.

Because of this, sometimes archeologists decide not to excavate! If we preserve a site instead, future technology may let archeologists investigate without ever having to disturb the ground.





Prehistoric Style

Do you ever think about what the designs and style of your clothing mean? How is what you wear different from what your mom or dad or great great grandparents used to wear? What about clothing in the United States versus other places?

Style is one kind of clue archeologists look for. It can tell us how old something is, where it came from, who made it, and many other details. And it works on more than just clothing—it's also true for pottery, jewelry, stone tools, and even buildings.



Undecorated Plainware

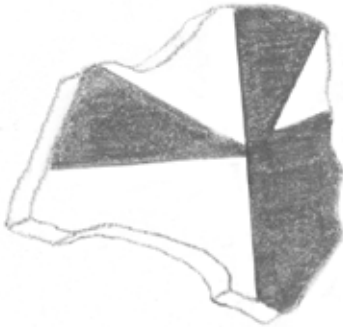

(897 Sherds, plus
108 Complete Bowls)

Sinagua Culture
1100-1400

Jeddito Black-on-Yellow

(734 Sherds)

Hopi Culture
1350-1600



Gila Polychrome

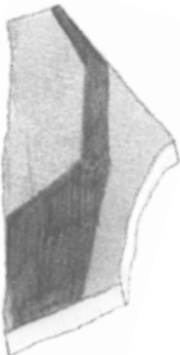
(6 Sherds)

Salado
Culture
1300-1400

Tularosa Black-on-White

(4 Sherds)

Mogollon
Culture
1175-1300



Prescott Black-on-Gray

(237 Sherds)

Prescott
Culture
800-1400

Walnut Black-on-White

Spindle Whorl

Ancestral Puebloan
Culture
1150-1225





Understanding the Clues



In archeology, style is called seriation. Now you give it a try. The notes on page 8 are all from a real archeology report written when Tuzigoot was first excavated! A sherd is a broken piece of pottery. See if you can figure out what their clues mean.



Pottery style helps archeologists start figuring out when places like Tuzigoot were occupied. When is the earliest time people might have lived here? (Hint: When was the oldest kind of pottery here first made?)



When is the latest time people might have lived here?



Based on the pottery we have, those times are the earliest and latest *possible*, but there's an even better clue. The largest number of pottery sherds are probably the ones they made themselves and used most. Which pottery was made at Tuzigoot? When? That's the most likely time period Tuzigoot was occupied!



Other kinds of pottery found here were probably acquired through trade. If that's true, then what cultures did the people from Tuzigoot trade with?


Chores & Homework

People of all ages lived at Tuzigoot, including kids like you. What kinds of chores do you do at home that kids here might have done, too?

A:



One piece of pottery was recycled into a round spindle whorl after it broke. Spindles are used to spin cotton into yarn, so what can we guess about the Sinagua from those clues?



Pueblo Trail

Go outside and explore the trail through Tuzigoot pueblo. See if you can find the answers to these questions.

Tuzigoot is a very large pueblo—one of the biggest in the entire Verde Valley. It's also very old. How many rooms are here? When were its oldest rooms built?

If you drove a long way to get here, Tuzigoot might seem like it's in the middle of nowhere! Even a thousand years ago, though, people who lived here had neighbors. Find the sign entitled "Line of Sight." What three other pueblos were close to Tuzigoot?

*Can you see
me now?*

People at Tuzigoot might have communicated by sight with people from other villages. How do you think they did it?

A:





A View from on Top

Just like back then, nearby communities can still be seen from the top of Tuzigoot's highest room. Do you know what towns they are?

_____ t _____ o o _____ w _____

The biggest town near Tuzigoot, named after a kind of tree that grows in Tavasci marsh.

c o a _____ k _____ o _____ o

The town close by that was built to extract copper brought from the mines.

J _____ o _____ e

The billion-dollar town visible on the mountain slope nearby.

Unscramble the circled letters above to complete the sentence below:

Junior Rangers

explore, _____, and protect

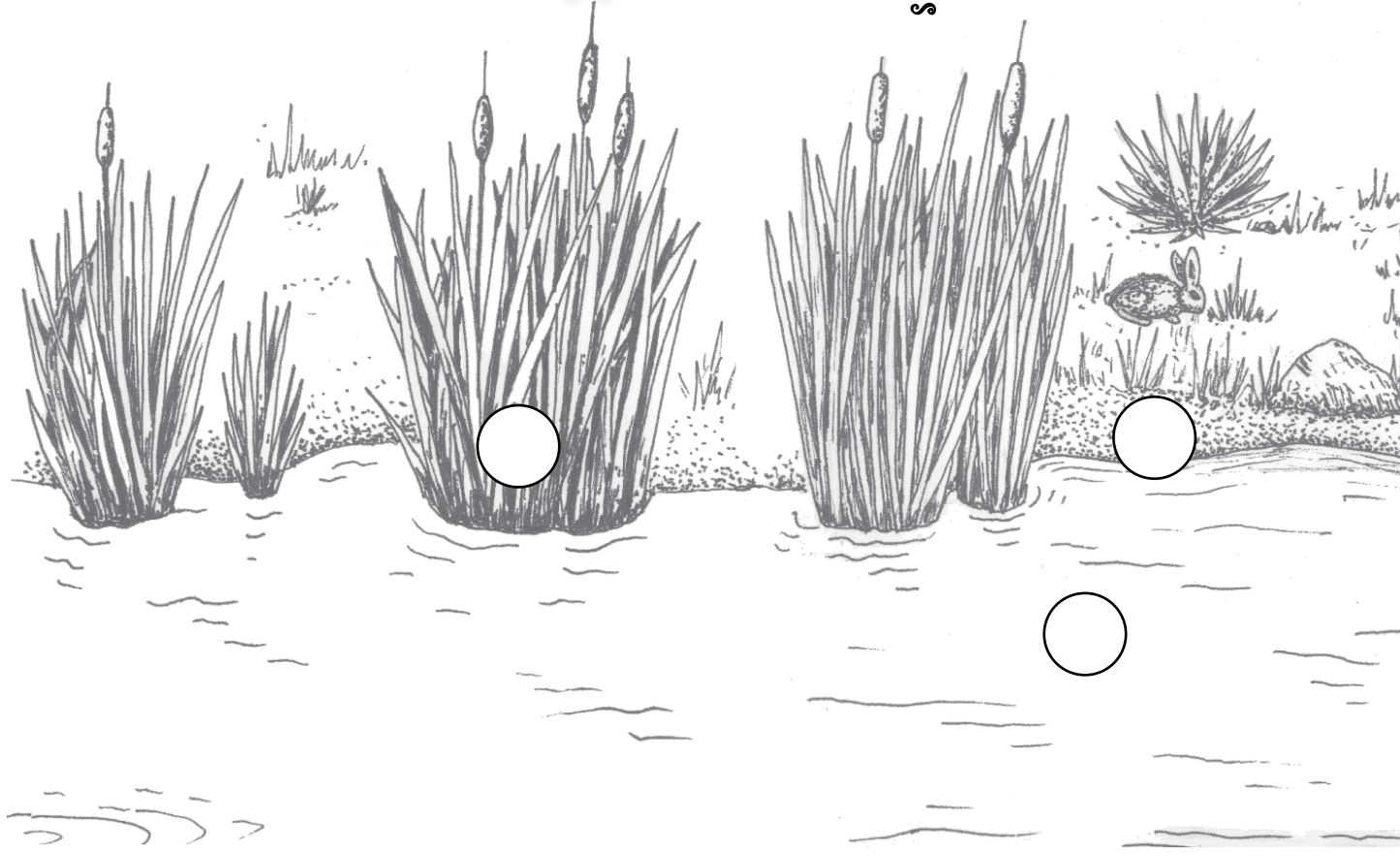
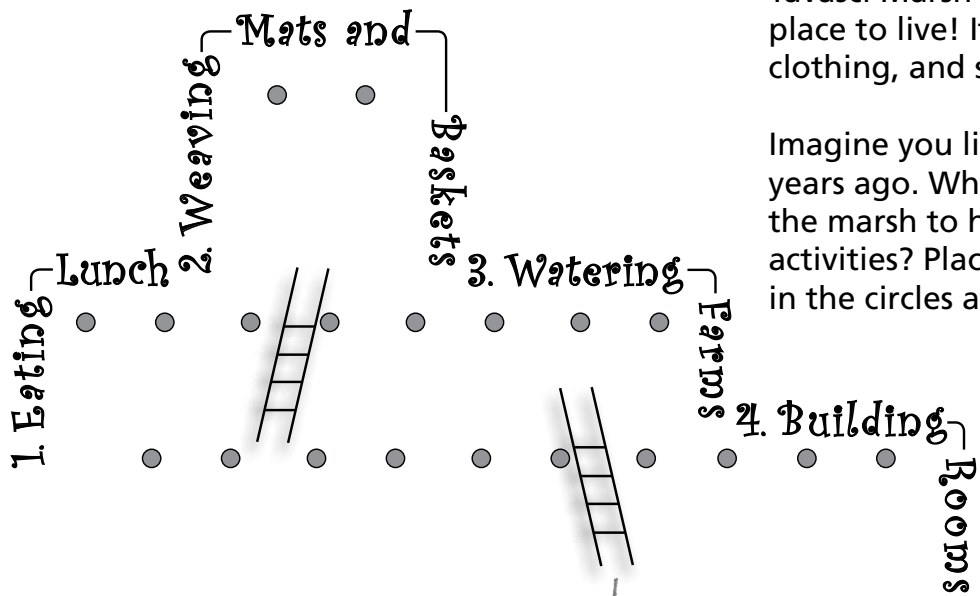
America's national parks!



Tavasci Marsh Trail

Tavasci Marsh made Tuzigoot a great place to live! It provided food, water, clothing, and shelter.

Imagine you lived at Tuzigoot over 700 years ago. What could you get from the marsh to help you with these daily activities? Place each activity's number in the circles at the marsh.





Poetry Corner


A *haiku* is a kind of poetry that always has three lines and 17 syllables or beats. The first line is five syllables long, the second is seven syllables long, and the third is five again. Look at the example, then write a haiku of your own about your visit to Tuzigoot.

Line 1: 1 2 3 4 5
An•cient • Pue•blo • Home

Line 2: 1 2 3 4 5 6 7
What • was • it • like • to • live • here?

Line 3: 1 2 3 4 5
Ar•ti•facts • tell • us.

Your Turn!





Share with a Park Ranger...

Write about something you learned today that surprised you or that you found interesting. Draw a picture to go along with what you learned. Share your picture with the park ranger when you get your badge.

Draw here!



Certificate of Achievement

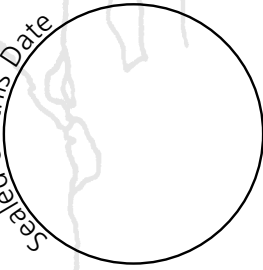
This certifies that



has admirably performed all the necessary requirements
and has qualified to become a Junior Park Ranger at

Tuzigoot National Monument

Scaled on this Date



By Park Ranger

Final Thought



Park Rangers come from many backgrounds. The rangers who wrote this book came from Arizona, Tennessee, New York, Washington, Michigan, and Venezuela. Some are naturalists and scientists, while others are artists, linguists, police officers, computer programmers, and veterans.

One of rangers' most important jobs is preserving America's special places and telling their stories until the next generation of rangers is ready to take over. Will you someday wear the flat hat and protect these national treasures?

As a Junior Ranger, I will

Leave all plants, animals, and other objects as I found them for others to enjoy,

Put litter in a trash can or recycle bin,

Learn more about national parks all over the United States, and

Share what I have learned with my family and friends.