



GIRL SCOUT RANGER



# 19<sup>th</sup> Amendment Centennial Program



Girl Scouts hiking in the woods. (Photo courtesy of the NPS.)



A Girl Scout troop poses for a photo on a winter hike at Rocky Mountain National Park. (Photo courtesy of the NPS.)



Girl Scouts is a registered trademark of Girl Scouts of the USA, as is the Trefoil logo and other names and marks.



Girl Scout Rangers at New River Gorge National River. (Photo courtesy of the NPS.)

# ★ GIRL SCOUT RANGER ★

## 19<sup>th</sup> Amendment Centennial Patch Program

The Girl Scout Ranger program invites Girl Scouts to participate in projects at national park sites to spark their awareness of the national parks and Girl Scouting; to provide them with the opportunity to learn more about protecting our natural and cultural resources; and to promote their exploration of natural and cultural resources, environmental science, and conservation careers.

Through the Girl Scout program model, girls *Discover, Connect, and Take Action*. As a result of cooperative and experiential learning, girls acquire skills that build courage, confidence, and character.

In 2020, for the 100th anniversary of the passage of the 19th Amendment, which gained some women access to the vote, we will celebrate the advances for women that came about from the suffrage movement—and the key historical figures that led the movement. While the 19th Amendment to the US Constitution was a significant step for women’s civil rights in our country, there were still many women who were discriminated against and denied equal rights.<sup>1</sup> As the nation commemorates the 100th anniversary of the ratification of the 19th Amendment, the NPS will explore the complex history and its legacy at the places where it

happened. From the young, immigrant women who worked the textile mills at Lowell National Historical Park,<sup>2</sup> to the female shipyard workers at Rosie the Riveter/World War II Home Front National Historical Park,<sup>3</sup> to the women who work to protect and preserve national parks, women’s history can be found at every park. The Girl Scout Ranger program encourages girls to learn more about the full history of women’s suffrage and the 19th Amendment. They are encouraged to think about their own role in the world they live in today because of advances made in the past. Participants will receive a **limited-edition commemorative patch**.



This program aligns with the existing Girl Scout national program model and recognizes the Girl Scout handbooks and earned age-level awards, which include extensive civic engagement and history components and an emphasis on volunteering and serving communities near and distant from national parks.

The patch program:

- ✦ Exposes girls to the rich social history that is found in our national parks in a thoughtful, and interactive way.
- ✦ Gives NPS professionals and Girl Scouts and their adult volunteers a fun and educational way to become more familiar with NPS sites so that both groups understand the benefits that come from working collaboratively.
- ✦ Encourages leaders and girls to go to environmental and history experts when they are seeking opportunities to work toward earning badges, Take Action™ projects, and the Girl Scout Bronze, Silver, and Gold Awards.

# ☆ GIRL SCOUT RANGER ☆

## 19<sup>th</sup> Amendment Centennial Patch

Women in America fought for suffrage—the right to vote—for more than a century. Organized efforts to demand the vote began in 1848 at the Seneca Falls Convention in New York. On August 26, 1920, the 19th Amendment became part of the US Constitution, and the right to vote in the United States could no longer be denied on the basis of sex. The suffrage movement faced many struggles often related to race and class. The movement was by no means settled with the passage of the 19th Amendment, which did not ensure equal access for all women, including African Americans, Native Americans, and Chinese immigrants. The fight for women’s suffrage was eventually successful, yet it was complex and interwoven with issues of civil and political rights for all Americans. See “Who Was Excluded?: Women’s Suffrage”<sup>1</sup> for more information.

As the nation commemorates the 100th anniversary of the ratification of the 19th Amendment, the NPS will explore the complex history and its legacy at the places where it happened. Women’s history can be found at every park. If you want to understand our nation’s history, come explore the remarkable legacies of American women at NPS sites.



Girl Scout Rangers take the pledge.  
(Photo courtesy of the NPS.)

**Links to resources  
referenced in the text  
can be found at the  
back of the booklet.**

## A Note for Adult Leaders:

Ask the girls to think about activities that interest them. NPS park websites describe the public interpretive and educational programs, along with various volunteer opportunities. Think about how these can enhance girls' Journeys™ or meet badge requirements. Make a list of ideas for possible activities. The historic centennial in 2020 offers an opportunity to commemorate a milestone of democracy and to explore its relevance to the issues of civic engagement and equal rights today. As part of the Girl Scout Ranger Program, Girl Scouts can receive a limited-edition commemorative patch for their participation in activities that will enhance their understanding of the significance of the 19th Amendment.



Girl Scout Rangers work together at New River Gorge National River. (Photo courtesy of the NPS.)

## For Girl Scouts: Get started!

Choose your site. With the help of an adult, search <https://www.nps.gov> to find parks by state or to search on a map. If you are not near a national park, you can visit a National Heritage Area (NHA), a National Historic Landmark (NHL), or a property listed on the National Register of Historic Places (NRHP).<sup>4</sup> Please first make sure the one you choose to visit is open to the public! Some NHL and NRHP places are privately owned. You can also try a museum or historical society in your community. If you are not able to visit, take a look at the park or historic site's webpage. These are often full of photos, videos, history, and other educational resources. Many also have Facebook and Instagram accounts. Another great source of information is the NPS women's history webpages.<sup>5</sup>



Girl Scouts attend a National Park Service educational program. (Photo courtesy of the NPS.)

## Find out who was there.

Once you've selected your site, complete one or more of the following to find answers to the questions below:

- ✘ With help from an adult, research the site's web page.
- ✘ Visit the site and take a tour or attend a ranger-led program, if applicable.
- ✘ Look for books or trusted websites that explain the history commemorated at the site.


Consider the following questions:

- ✘ Who were the women/girls who lived or worked here?
- ✘ What was life like for women/girls at the time?
- ✘ Did they have any rights? (Could they work? Obtain an education? Own property? Manage their wages? Did they have rights to their own children?)
- ✘ What were their biggest concerns?


- ✧ Were the women who lived/worked here different from other women at this time? Were they free or enslaved? Were they wealthy or poor? Did they practice a religion? Were they mothers?
- ✧ Did the women who lived/worked at this site belong to any groups or reform movements?
- ✧ Did they have the right to vote yet? Would/did having the right to vote help them improve their lives?
- ✧ How have things changed for women since the time these women lived/worked here?
- ✧ What contributions are women making today to help protect and preserve this site?

Taking what you know about women's lives at this place:

- ✧ Do any of the same issues still exist?
- ✧ If so, what is being done (and by whom) to change things today?
- ✧ Do they use any of the same strategies today that suffragists did 100 years ago?







## Activities

Choose from the following activity options to earn your patch! Or, if you have an idea of your own, contact the park to coordinate. Call ahead—some parks may have their own centennial activities you can do.

### Color a Suffrage Cat!

Did you know that the cat was a symbol of the women’s suffrage movement?<sup>6</sup> In April of 1916, suffragists Nell Richardson and Alice Burke started a cross-country road trip. Setting out from New York City, these two women stopped in cities and towns across America to talk about the importance of women’s suffrage. Along the way, the women adopted a cat that became their unofficial mascot. The cat became a symbol of suffrage!



Suffrage Cat. (Photo courtesy of the NPS.)

Suffrage Cat is part of the National Park Service’s 2020 commemoration of the 19th Amendment, marking the centennial (100th anniversary) of its passage.<sup>7</sup> It was an important addition to our constitution because it recognized women’s voting rights. Suffrage means the right to vote in political elections.

Find a new adventure with Suffrage Cat! Print this feline and add your own artistic touch with crayons, markers, or other fun decorations.<sup>7</sup> Take your new friend to visit a national park or a national historic site. Get a picture of you and your new buddy.

**Links to resources  
referenced in the text  
can be found at the  
back of the booklet.**

## Make a Suffrage Star!

With help from an adult, research and find out why these are symbols for women's rights. After decades of people fighting for women's right to vote, the United States House of Representatives and Senate passed the 19th Amendment to the Constitution. Even though Congress passed the amendment in June 1919, it was not yet law. Constitutional amendments have to be approved, or ratified, by three quarters of the states. In 1920, there were 48 states. That meant that 36 states had to approve the 19th Amendment. Each time a state voted to ratify the amendment, members of the National Woman's Party sewed a star onto their purple, white, and gold Ratification Banner. It had room for 36 stars. When the last star was added, it would symbolize that the 19th Amendment was the law of the land. The last star was sewn on to the Ratification Banner on August 18, 1920, when Tennessee voted yes. Design your own 19th Amendment Ratification Star.<sup>8</sup> How will it represent you? Your town? Or the country? The sky's the limit!

## Visit a park...

Learn about the girls and women who lived or worked there. Choose the one that interests you most.

- ✦ Create a poster showing a day in her life.
- ✦ Dress up as that person and tell your family or your troop about her life.



Alice Paul and other suffragists sew a star onto the suffrage flag after another state ratified the 19th Amendment. (Photo courtesy of Library of Congress.)

## Design your own flag!

Flags are powerful symbols used to represent and unify people, places, organizations, and movements. This includes the suffragists. Alice Paul sewed a star of the National Woman's Party suffrage flag each time a state voted to ratify the 19th Amendment. Work on your own or with your troop to design a flag representing the women's suffrage movement or women's rights. Find out more about the National Woman's Party at the Belmont-Paul Women's Equality National Monument in Washington, DC.<sup>9</sup> The site tells the story of more than a century of activism by American women.

## Cook for a Cause!

Take a look at *The Woman Suffrage Cookbook*,<sup>10</sup> edited and published by Hattie A. Burr in 1886 and/or *The Suffrage Cook Book*,<sup>11</sup> compiled by Mrs. L. O. Kleber and published in 1915 by The Equal Franchise Federation of Western Pennsylvania. Both include recipes submitted by prominent citizens of the time, helpful hints for living well, some fun-to-read advertisements, and pro-suffrage information.


- ✦ Why did suffragists, who were trying to expand opportunities for women, publish cookbooks to spread their message?
- ✦ Would this strategy be effective today?
- ✦ Make one of the recipes to share with your family or friends!

## Investigate!

Find out more about the current conditions of the park or historic site you've selected. What challenges does it face? Is it being threatened by new development, environmental issues, or funding challenges? Have women been active in addressing those issues? How would you persuade others to join you in advocating action on that issue? Hint: Think about it from your audience's point of view and consider their interests.

## Speak up!

At the time it was considered inappropriate behavior for women to speak publicly, march, and picket. However, public speaking was such an important tool that



Title page of *The Suffrage Cookbook*.  
(Courtesy of the Project Gutenberg.)

## Fun fact!

**Women had important roles in preserving historic places in the United States as far back as the mid-1800s.**



Suffragist Maud Malone speaking to crowds on May 2, 1914. (Photo courtesy of Library of Congress.)

“suffrage schools” were organized to train women to be effective communicators. Experienced speakers traveled to other locations to help build the skills of brand-new suffragists. Read a speech presented by one of the suffragists and try performing it yourself for your friends or family. Or, write your own on a topic you feel strongly about and present that.

## Do you want to make a change?

Learn about the history and process for amending the US Constitution.<sup>12</sup> Develop a campaign for an amendment you would support.

- ✦ Research and develop a proposed amendment.
- ✦ Present your proposed amendment with a group of your peers and/or adults.
- ✦ Develop a campaign to petition for this proposed amendment to go to Congress.

## Express yourself!

Posters and cartoons have been used to great effect in many political and social movements, including women’s suffrage. Take a look at the many pro- and anti-suffrage posters and cartoons online and design your own. With help from an adult, go to the NPS Women’s History webpages “In the Press: Women’s History”<sup>13</sup> and “From Mannish Radicals to Feminist Heroes: Suffragists in Popular Culture”<sup>14</sup> or search online for “suffrage cartoons” and/or “suffrage posters,” and you’ll turn up a rich selection of images. You may also look at Crusade for the Vote’s “Imagery and Propaganda”<sup>15</sup> and “American Suffrage Cartoons”<sup>16</sup> in the collections of the Library of Congress.

## Career exploration

Talk with a woman working at the park or historic site you have chosen. What is her title? What does she do? What qualifications did she need to attain



Anti-women’s suffrage postcard depicting a man taking over housework including washing laundry and taking care of a baby. (Courtesy of the Curt Teich Postcard Archives Digital Collection, original in the Brian L. Bossier Collection, The Newberry, item BB94. [http://collections.carli.illinois.edu/cdm/singleitem/collection/nby\\_teich/id/942/rec/1](http://collections.carli.illinois.edu/cdm/singleitem/collection/nby_teich/id/942/rec/1))

her position? As a woman, would she have been considered for that position 100 years ago? Would she have had an opportunity to pursue the qualifications that allow her to perform that job today? If you aren't able to connect with someone in person, check out the Women of the NPS page at <https://www.nps.gov/subjects/womenhistory/women-of-the-nps.htm>.<sup>25</sup>

## Be a history detective...

The presence of women is more obvious at some historic sites than others, such as the Belmont-Paul Women's Equality National Monument<sup>9</sup> in Washington, D.C.; the Rosie the Riveter WWII Home Front National Historical Park<sup>3</sup> in California; the Pauli Murray Family Home National Historic Landmark<sup>17</sup> in North Carolina; and Women's Rights National Historical Park<sup>18</sup> in New York. Some other NPS sites related to women's history are Clara Barton National Historic Site,<sup>19</sup> Mary McLeod Bethune Council House National Historic Site,<sup>20</sup> Frederick Douglass National Historic Site,<sup>21</sup> Maggie Walker National Historic Site,<sup>22</sup> and First Ladies National Historic Site.<sup>23</sup> If the site you've selected is recognized for something other than women's history or does not highlight the lives of the girls or women who lived or worked there, use this as an opportunity to discover a hidden story. Women's history is everywhere, including national parks, National Heritage Areas, NHLs, and NRHP properties.<sup>4</sup>

Find out what the lives of girls and women in this area of the country were like during that time in history. Where is the site located? What time period does the site's history reflect? Consider some of the same questions as in the "Find out who was there" section on page five. Could these



Dr. Sarah Allen, NPS marine ecologist, regional science leader, and research coordinator. (Photo courtesy of the NPS.)



Doing archival research. (Photo courtesy of C. Turton.)

women vote? If not, why not? When did it change? What impact did having (or not having) the vote make on their lives?

In coordination with the park, present that information to your family or Girl Scout friends on site. Share it with the park—your work might help expand the stories it tells.

- ✧ Imagine a day in the life of the girls/women you have identified. Put yourself in their shoes. What were your typical chores and activities? Make a list of the rights they had and compare them to your own. How would your life be different if you were alive at that time? Write about it.
- ✧ Create a poster advocating for one thing that would make a big difference in the lives of the girls/women that lived or worked at the site.
- ✧ Draw a comic or write a short script for a performance that illustrates how male and female lives differed during that era. Record the performance if you like.



Costumed interpreters at Minuteman National Historical Park. (Photo courtesy of the NPS.)

## Pass it down, pass it forward!

Visit Women’s Rights National Historical Park<sup>18</sup> in Seneca Falls, New York, or Belmont-Paul Women’s Equality National Monument<sup>9</sup> in Washington, DC, to learn more about the struggle for women’s rights and see some of the original documents, images, and objects associated with these trailblazers. If you can’t make the trip, with the help of an adult, explore the many resources available on the NPS women’s history webpages.<sup>5</sup> Develop an educational program to teach younger children about the history of the suffrage movement.



Suffragists speak to crowds as part of the “Prison Special” tour, San Francisco, 1919. (Photo courtesy of Library of Congress. <http://hdl.loc.gov/loc.mss/mnwp.160057>)

## What would you do?

With your friends, family, class, or troop watch *One Woman, One Vote* (documentary) and then lead a conversation. If you were denied the right to vote today, what would you do to change the situation? National Women's Party members picketed places like the White House to convince President Wilson to support women's right to vote. Over two years, thousands of women protested and hundreds, including Lucy Burns, were arrested. Would you be willing to go to jail to fight for your rights? What were some of the reasons that men and even some women gave for why women should not be allowed to vote? Learn more about Alice Paul, an outspoken suffragist and feminist, who tirelessly led the charge for women's suffrage and equal rights in the United States. Her story is shared at both the Belmont-Paul Women's Equality National Monument<sup>9</sup> in Washington, DC, and Paulsdale, the Alice Paul House National Historic Landmark in New Jersey.<sup>24</sup>



Miss Lucy Burns in Occoquan Workhouse, Washington DC, November 1917. (Photo courtesy of Library of Congress. <https://www.loc.gov/resource/mnwp.274009>)

## Explore hidden history

Conduct research to find someone who was active in the suffrage movement (for or against) in your own community or family. This may include men and women who fought for the vote but were not allowed to vote until decades later. Use primary sources for your research. Primary sources include photos, diaries, letters, newspaper reports from the time of the events, and many other resources. They can be found in libraries, local historical societies, archives, and online. You may also conduct or listen to recorded oral histories from those who were there.

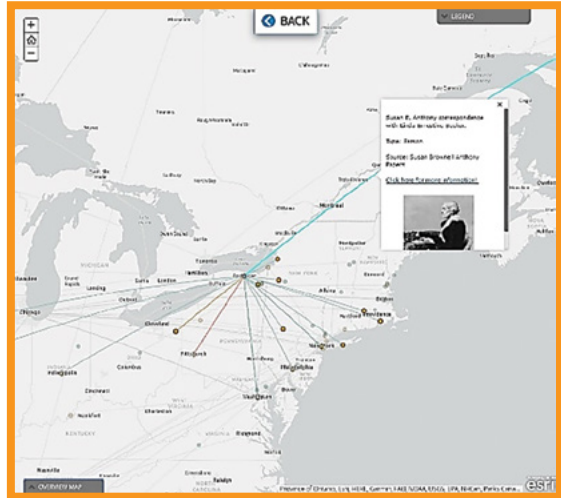
Challenge yourself to see how much information you can find!

- ✂ Write a letter to a suffragist that you learned about.
- ✂ Create and act out a short skit on the suffrage movement.
- ✂ Lead your friends on a tour and share the story you discovered.
- ✂ Write a 500-word profile of the local or regional person or suffrage site you've discovered in your community and share it with your local national park or historic site. Make a

persuasive argument for how the story of the person or place you discovered connects to the history of the site. Your research may just contribute to the broader national narrative of the struggle for the vote.

- ✧ Create a work of art that represents the story of the person or place you've discovered.
- ✧ Write a poem about the person or place and their connection to the suffrage movement.
- ✧ Write an article for your local newspaper to share your discovery with your community.

Your work may be linked to a major project mapping the social networks of suffrage activists from the 19th through the 20th centuries. The map will show social connections between people on the landscape, revealing less obvious links between people and places and illustrating where the suffrage movement intersected across the United States from the mid-19th century through the present day.



Visualization of suffrage activists' social networks.

## Get Outside!


Women often hiked or did other outdoor activities to prove they were just as capable as men and worthy of participation in the political process. Cora Smith Eaton led a group up Mount Rainier and planted a “Votes for Women” flag on top.<sup>25</sup> “General”

Rosalie Jones led a group of Suffrage Pilgrims on a hike from New York City to Washington, DC, to march in the 1913 Woman Suffrage Procession.



Early visitors to Yellowstone National Park.  
(Photo courtesy of the NPS.)





A woman rides a bicycle at Coney Island. Alfred S. Campbell, Publisher, 1897.  
 (Photo courtesy of Library of Congress. <https://www.loc.gov/item/2017656928/>)

## Bicycles for freedom!

Susan B. Anthony said, “Let me tell you what I think about bicycling. I think it has done more to emancipate women than anything else in the world. It gives women a feeling of freedom and self-reliance. I stand and rejoice every time I see a woman ride by on a wheel... the picture of free, untrammelled womanhood.”

Until the bicycle, women were primarily dependent on men for transportation. The bicycle gave women a safe and inexpensive means to go where they wanted, when they wanted. As cycling became more common, women’s fashions also evolved to allow more freedom of movement. Imagine the first women to ride bicycles with heavy skirts, bustles, and corsets.

Go to a park with your troop or your family and explore nature. Take pictures or draw the variety of birds, plants, and animals to create a scavenger hunt or collage showing what you see along your route.



Using binoculars to explore nature. (Photo courtesy of the NPS.)

# Links to Resources

- 1 “Who Was Excluded? Women’s Suffrage,” <https://www.nps.gov/articles/who-was-excluded-women-s-suffrage.htm>
- 2 Lowell National Historical Park <https://www.nps.gov/lowe>
- 3 Rosie the Riveter/World War II Home Front National Historical Park <https://www.nps.gov/rori>
- 4 National Heritage Areas <https://www.nps.gov/heritageareas>; National Historic Landmarks <https://www.nps.gov/nationalhistoriclandmarks>; National Register of Historic Places <https://www.nps.gov/nationalregister>
- 5 NPS Women’s History webpages <https://www.nps.gov/womenshistory>
- 6 “Women’s Suffrage and the Cat,” <https://www.nps.gov/articles/womens-suffrage-and-the-cat.htm>
- 7 “Suffrage Cat,” <https://www.nps.gov/articles/suffrage-cat.htm>
- 8 “Design Your Own 19th Amendment Ratification Star,” <https://www.nps.gov/articles/design-your-own-19th-amendment-ratification-star.htm>
- 9 Belmont-Paul Women’s Equality National Monument <https://www.nps.gov/bepa>
- 10 *The Woman Suffrage Cook book*, Michigan State University Libraries <https://d.lib.msu.edu/fa/74/datastream/OBJ/View/>
- 11 *The Suffrage Cookbook*, Project Gutenberg <http://www.gutenberg.org/ebooks/26323>
- 12 “Constitutional Amendment Process,” National Archives <https://www.archives.gov/federal-register/constitution>
- 13 “In the Press: Women’s Suffrage,” <https://www.nps.gov/articles/in-the-press-women-s-suffrage.htm>
- 14 “From Mannish Radicals to Feminist Heroes: Suffragists in Popular Culture,” <https://www.nps.gov/articles/from-mannish-radicals-to-feminist-heroes-suffragists-in-popular-culture.htm>
- 15 “Imagery and Propaganda,” National Women’s History Museum <http://www.crusadeforthevote.org/propaganda/>
- 16 “American Suffrage Cartoons,” Library of Congress <https://www.loc.gov/photos/?q=American+suffrage+cartoons>
- 17 “Pauli Murray Family Home,” <https://www.nps.gov/places/pauli-murray-family-home.htm>
- 18 Women’s Rights National Historical Park <https://www.nps.gov/wori>
- 19 Clara Barton National Historic Site <https://www.nps.gov/clba>
- 20 Mary McLeod Bethune Council House National Historic Site <https://www.nps.gov/mamc>
- 21 Frederick Douglass National Historic Site <https://www.nps.gov/frdo>
- 22 Maggie L Walker National Historic Site <https://www.nps.gov/mawa>
- 23 First Ladies National Historic Site <https://www.nps.gov/fila>
- 24 Paulsdale, Alice Paul Institute <https://www.alicepaul.org/>
- 25 Mount Rainier National Park <https://www.nps.gov/mora>
- 26 Women of the NPS <https://www.nps.gov/subjects/womenshistory/women-of-the-nps.htm>





Girl Scouts learn from a ranger at a national park.  
NPS photo.



A group of Girl Scouts pose for a photo during a hike.  
NPS photo.



**U.S. Department of the Interior  
National Park Service**

**EXPERIENCE YOUR AMERICA™**