Pecos

National Park Service
U.S. Department of the Interior

Pecos National Historical Park
New Mexico

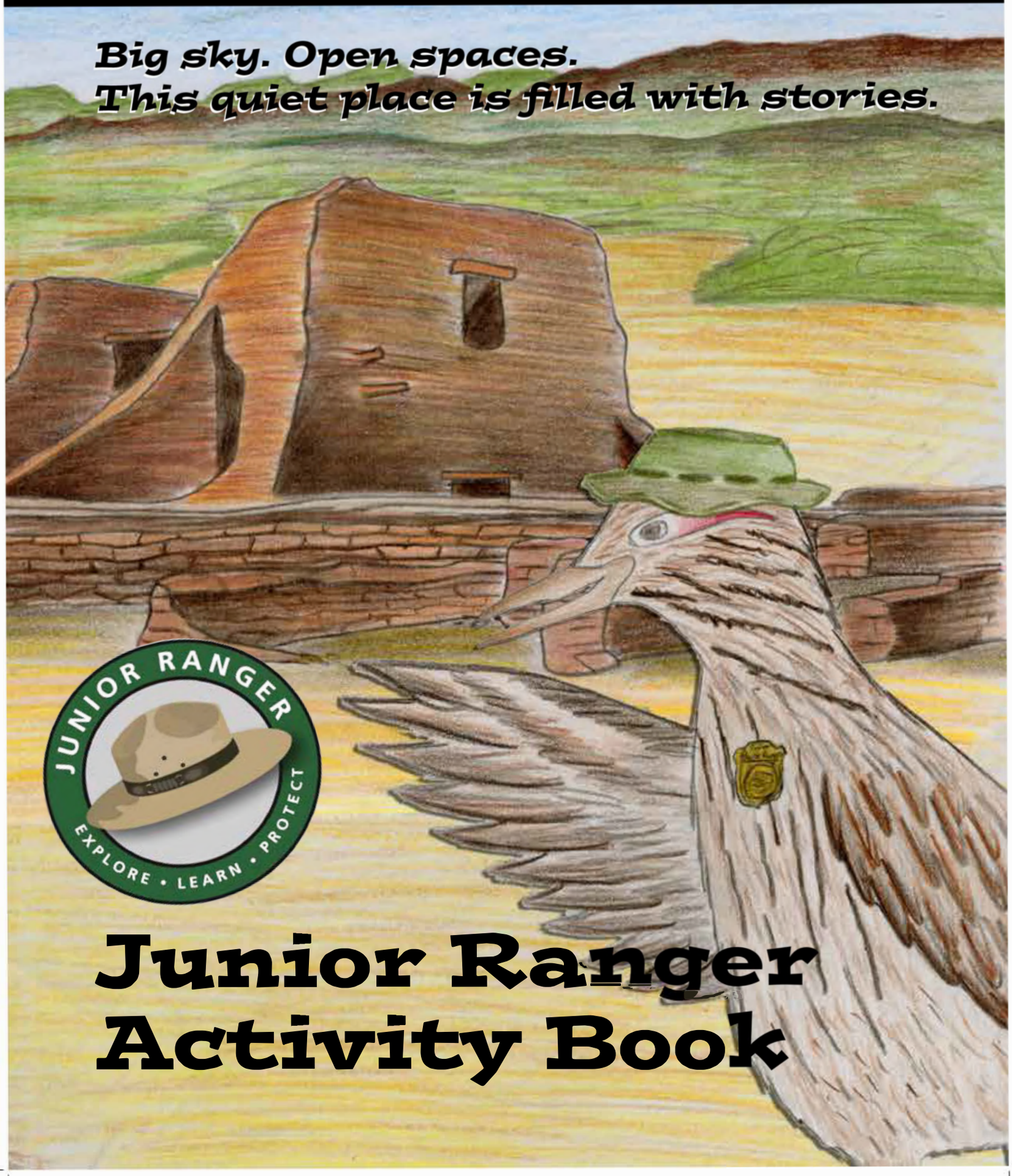

Junior Ranger Activity Book

This Junior Ranger book belongs to

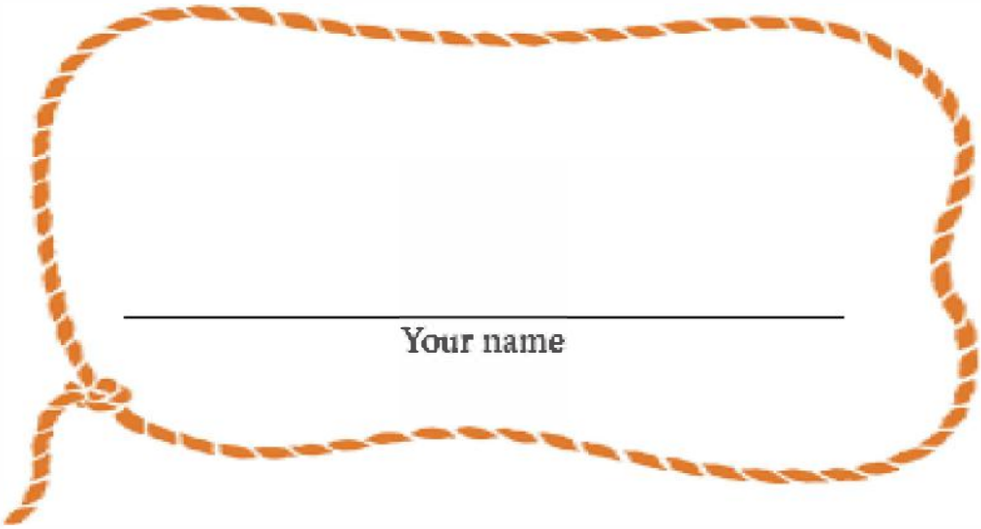

_____

Your name

and here is how you can earn your Junior Ranger Badge:

1) DO ACTIVITIES
These drawings on each page show difficulty levels. Find the level that you can do and complete at least 3 of the activities.

CORN
Ages 4-6

CIVIL WAR BUGLE
Ages 7-9

COWBOY HAT
Ages 10+

2) TAKE THE PLEDGE
Find the rangers at the front desk to take the Junior Ranger Pledge and earn your badge.

OR

Mail your booklet to the park at the following address:
Pecos National Historical Park
Junior Ranger Program
P.O. Box 418
Pecos, NM 87552

BONUS!
Complete 5 activities and you can also earn a Junior Ranger Patch!

Welcome

to Pecos National Historical Park

*Explore *Learn *Protect
Be a Junior Ranger!

EXPLORE
the sites and history of Pecos National Historical Park.

LEARN
about the people, stories, and places of Pecos.

PROTECT
the parks through your words and actions.

START HERE...

by interviewing a Park Ranger.

You: What's your name?
Ranger: _____

You: Why did you become a park ranger?
Ranger: _____
_____

You: What do you like about your job?
Ranger: _____
_____

Ask your question: _____?
Ranger: _____
_____

What's to see and do?

Pecos National Historical Park is home to many layers of history. Here are some of the places you can visit and explore at the park.

PECOS PUEBLO



Ancestral Sites Trail

Walking this short trail will take you up through the Pecos Pueblo and lead you to the Mission Church and Convento. Don't miss your opportunity to explore one of the reconstructed kivas along the trail.

MISSION CHURCH AND CONVENTO

Battlefield Trail

Did you know a Civil War Battle was fought here in Pecos? Hike the Battlefield Trail to imagine what it would have been like in 1862 when soldiers were fighting in this area.

BATTLE OF GLORIETA PASS

Forked Lightning Ranch and Kozlowski's Trading Post

Many travelers who made their way across the Santa Fe Trail stopped at Kozlowski's Trading Post to purchase goods. Today the Trading Post is part of the Forked Lightning Ranch and a popular place for visitors to visualize life on a working cattle ranch.

TRADING POST

RANCH HOUSE

1 What's in the symbol?

Here is the symbol of the National Park Service. What do you see in this symbol? **Connect the dots to see the full image.**

Each part of the symbol stands for something the National Park Service helps keep safe. **Once you are done, use the letters to label the different parts of the picture.**

A
The sequoia tree =
plants

B
The bison =
wildlife

C
The mountains =
pretty scenery

D
The water =
recreation

E
The arrowhead =
history and archaeology

2 Why do we protect and respect?

Imagine thousands of people visiting the park each year.
In the boxes draw or describe what would happen if each park visitor ...

... walked off of the trail.

... fed the animals.

... threw trash in the church.

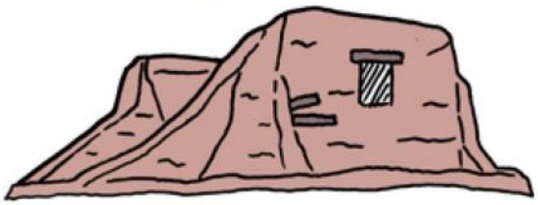

... wrote on the walls.

3 Spanish times

My name is Cristóbal. I am a Mexican Indian boy who came to Pecos with my family and a priest named Fray Luis from Mexico City. I help Fray Luis care for our sheep. I have learned Towa, the language spoken by the Pecos people, and am the interpreter for Fray Luis. I like it here because there are so many new things to learn and so many other children to play with.

Unfortunately, six of my sheep have escaped and are roaming around the pueblo.

Help Cristóbal find the sheep in the pueblo by circling each one.



4 Design your own pottery

We can discover a lot about a group of people by looking at the pottery they make. We are able to learn with whom they may have traded goods, as well as when and where the pottery was actually made.

Take a look at the pottery on this and the next page. The symbols, designs, and patterns are meaningful to the person who made them.

Decorate the pot below with your own designs such as symbols, patterns, shapes, animals or even your name.



5 Matching pottery sherds

One important person who helped change archaeology throughout the Southwest was ALFRED KIDDER. Kidder studied people of the past by carefully looking at the things they left behind. He worked here in Pecos over many years and much of what we know today is a result of his hard work.

ALFRED KIDDER, Archaeologist

Over time, soil will build up like layers of a cake. The oldest dirt is at the bottom and the newest at the top. An archaeologist's job is to look through those layers to learn about the way ancient civilizations lived based on the objects left behind.

First, draw lines from each piece of pottery to the layer of dirt in which it would have been found. Then, label the dirt in order of age: *Old, Older, Oldest.*

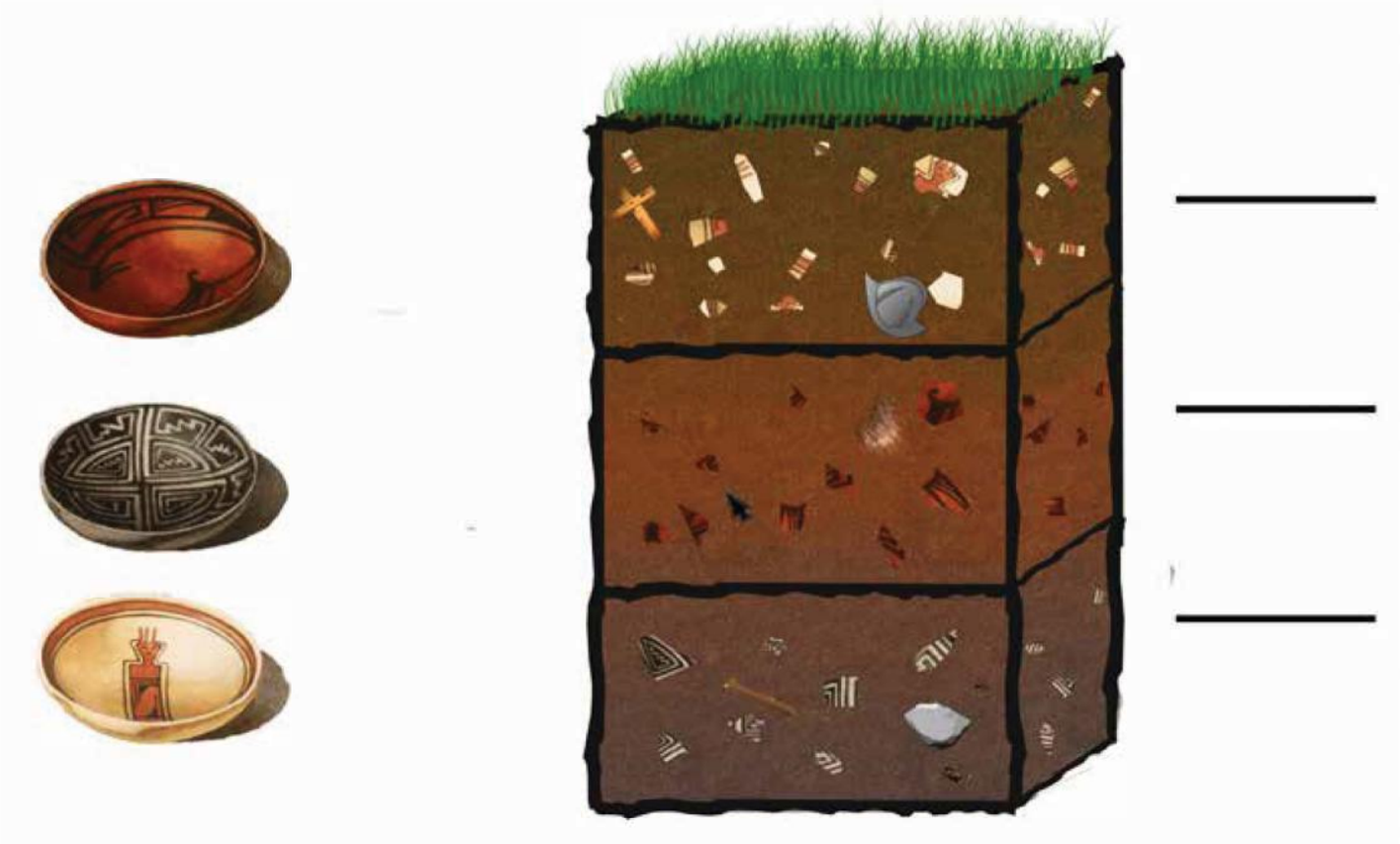

6 Trade fair

Pecos Pueblo was home to many trade fairs between the Pecos people and neighboring tribes. Pueblo people needed goods from other tribes in order to survive. The people from the Rio Grande Valley frequently brought corn and pottery to trade while the Great Plains people often brought bison hides, meat, and Alibates flint used for making stone tools.

Help everyone from the Rio Grande Valley and from the Great Plains move their goods to the centrally located Pecos Pueblo so they can all participate in the trade fair.

RIO GRANDE VALLEY

GREAT PLAINS

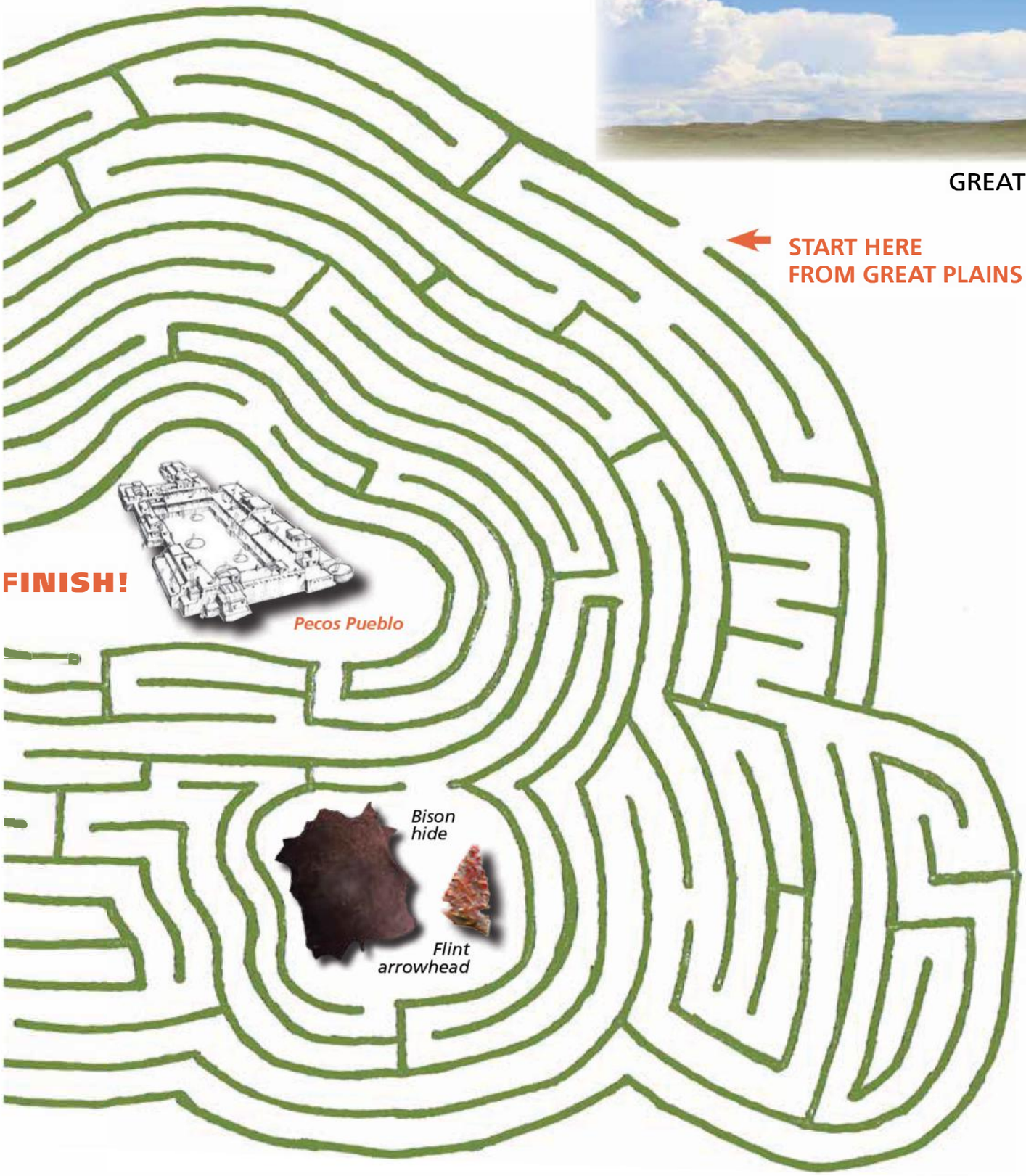

7 Life at Pecos Pueblo

kivas • baskets • hand • piñon • fish • pottery • turkey • corn

In Pecos, we must gather our own food. We grow plants such as maize, which is another word for _____, as well as squash and beans. Our families will also hunt for mule deer and rabbits. Another staple in our diet are the pine nuts that fall out of pine cones onto the ground. These nuts are called by the Spanish word for pine nut which is _____. When we go down to the Pecos River or Glorieta Creek to get water, we often catch _____ to eat as well.

To learn more about the life of the people of Pecos, read this story and fill in the blanks using the words in the box above.

We make our own tools from the resources around Pecos. To carry corn, bread, and water, we weave baskets from yucca plants, and we make beautiful pieces of _____ out of clay. We make blankets with _____ feathers to keep us warm at night.



Our homes are quite unique. We build them with stone and mud all by _____ . We lay wooden beams across the top to make a roof that protects us from the weather. When the _____ are not being used for ceremonies, we use them to listen to stories, weave cloth, make _____ and fabricate tools.

8 Civil War

Long before there were phones, people used Morse Code to send messages electronically over long distances. Special telegraph operators would send "tick" noises which could be a dot (•) or a dash (—) to represent the alphabet.

A	• —
B	— • • •
C	— • — •
D	— • •
E	•
F	• • — •
G	— — •
H	• • • •
I	• •
J	• — — —
K	— • —
L	• — • •
M	— —
N	— •
O	— — —
P	• — — •
Q	— — • —
R	• — •
S	• • •
T	—
U	• • —
V	• • • —
W	• — —
X	— • • —
Y	— • — —
Z	— — • •

To practice Morse Code, write your name here using the symbols to the left:

_____

Then follow the instructions below to help the General.

Dear Soldier,

The General is on the front lines and needs supplies immediately! We have received a message for you to decode. Use the Morse Code alphabet to figure out what items the General needs.



9 A visit to the trading post

PRICE LIST

Bandana	$ .05
Beans (1 pound)	.08
Boots	4.50
Butter (1 pound)	.15
Chaps	3.25
Coffee (1 pound)	.12
Cookies (1 dozen)	.15
Cowboy hat	4.00
Dried apples (1 pound)	.10
Hairbrush	.50
Harmonica	.20
Jeans	3.00
Rope	4.25
Saddle	18.00
Shirt	.25
Soap (1 bar)	.08
Socks (pair)	.15
Soda	.25
Tea (1 pound)	.25

Imagine yourself traveling the Santa Fe Trail with your family on a stagecoach. A nice gentleman named Martin Kozlowski has opened a Trading Post here in Pecos. He has all kinds of goods for sale and his wife cooks delicious fresh trout from the Pecos River for dinner. Your family needs some supplies before you continue your travels. With $20 saved up, what are you going to buy at the store?

Use the price list to fill out your order form and add up the total bill for all your goods.

KOZLOWSKI TRADING POST

BILL

Quantity	Item	Unit Price	Total
		TOTAL	

Ages 7–9 Ages 10+

10 Cattle brands

Pecos National Historical Park is home to the Forked Lightning Ranch.

Tex Austin named the ranch ...

and its brand is pictured here.

Later, Buddy Fogelson and Greer Garson owned the ranch and kept the same name.

Ranchers would create their own unique brand to tell which cows and horses belonged to their ranch. They still do this today.

The **rules** for reading a brand are:
1. Read from left to right.
2. Read from top to bottom.
3. Read from outside to inside.

1. Study the rules and draw lines to match the name of the ranch with its brand.

Bench Lazy N Ranch

Rocking N Ranch

Bar N Ranch

Circle Tumbling N Ranch

2. Use the first letter of your name to create your own brand in the box below.

11 Habitat or home?

Habitat is really a fancy word for *home.* It is the place where an animal gets all the things it needs to survive, like food, water, and shelter.

Draw a line from the animals in the center column to the food they need in the left column and to their shelter in the right column. Hint: There may be more than one correct answer.

FOOD	ANIMAL	SHELTER
Mayfly	Black Bear	City
Lizard	Fish	Rocks
Ice Cream	Human	Long grass
Rabbit	Rattlesnake	River
Fish	Roadrunner	Forest

12 Moving through time

The Glorieta Pass has been used by humans for over 10,000 years to travel back and forth. Travelers, traders, and tourists have all taken the same path through the mountains, but the way they moved varied a great deal. **Complete the rhymes and use the images to figure out the different ways that individuals have moved through Glorieta Pass.**

The first Americans traveled far
Crossing deserts and mountains without a car
On their journey they had time to talk
From here to there they would have to _____ .

Centuries ago, came a new type of beast
It stood proud and tall on four hooved feet
It traveled the ocean, Spain was its source
Saddle up partner! You're riding a _____ .

Traders and travelers on the Santa Fe Trail
Carried silver, clothes, tools and goods for sale
To haul by yourself you might start a-laggin'
Instead put your goods in a big covered _____ .

It's called "Iron Horse,"powered by steam
It moves with great force as though in a dream
Connecting the land, California to Maine
Many goods, many people now ride the _____ .

Today they fill roads like hundreds of ants
Your parents will drive it although you yet can't
To school, to store, to parks near and far
Buckle your sealbelt if you're in a _____ .

Draw how you think visitors might come to the park in the future.

13 Picture this

Take in the sights, sounds, and smells of Pecos National Historical Park.

Cross off each item you are able to find in the park. See if you can get four in a row. Fill in *Your space!* showing us something new that you discovered on your own.

For a real challenge, try to find all of the items pictured below.

Roadrunner

Buffalo gourd

Ranger

Trading post

Forked Lightning Ranch

Adobe bricks

Kiva

Mission church

Stink bug

Your space!

Colorado monument

Cholla cactus

Glorieta Mesa

Verbena

Windmill

South Pueblo

Junior Ranger

CERTIFICATE

This is to certify that

_____

is now an official Junior Ranger at
Pecos National Historical Park.

I, _____, will respect
the history of Pecos National Historical Park
and help preserve and protect
America's National Parks.

_____ _____

Park Ranger *Date*


ROUTE
U.S.
66