D-1604

historic structure report
june 1980

TUSKEGEE INSTITUTE
GREY COLUMNS



NATIONAL HISTORIC SITE / ALABAMA

ON MICROFILM

NATIONAL PARK SERVICE
DENVER SERVICE CENTER
BRANCH OF MICROGRAPHICS
LIBRARY COPY

Color Scans
12/11/2002

HISTORIC STRUCTURE REPORT

GREY COLUMNS

TUSKEGEE INSTITUTE NATIONAL HISTORIC SITE

TUSKEGEE, ALABAMA

DENVER SERVICE CENTER

BRANCH OF HISTORIC PRESERVATION

SOUTHEAST/SOUTHWEST TEAM

NATIONAL PARK SERVICE

UNITED STATES DEPARTMENT OF THE INTERIOR

DENVER, COLORADO

Table of Contents

Table of Contents.....iii
List of Illustrations.....v
Preface.....vii
Administrative Data Section.....1
A. Name and Number of Structure.....3
B. Proposed Use of Structure.....3
C. Justification for Such Use.....3
D. Provision for Operating Structure.....3
E. Cooperative Agreement.....3
F. Description of Proposed Construction Activity.....3
G. Statement of Significance.....3
H. Estimate of Proposed Construction Costs.....3
History Data Section.....5
Appendix.....13
Bibliography.....15
Illustrations.....17
Landscape Data Section.....37
I. Background of the Area.....39
A. Geographic Location.....39
B. Brief History of the Area.....39
II. Grey Columns.....39
Appendix A - Summary of Personal Interviews.....45
Appendix B - Drawings.....47
Architectural Data Section.....55
I. Introduction.....57
A. Location.....57
B. Purpose of the Report.....57
C. Organizational Structure.....58
D. Documentation.....58
E. Terminology.....58
II. Historical Development.....61
A. Introduction.....61
B. Original Construction.....61
C. 1920's Additions and Alterations.....63
D. Post-World War II Alterations.....65
E. Park Service Alterations.....65
F. Description of Existing Structure.....66
III. Itemized Tables.....71
A. Introduction.....71
B. Exterior.....73
C. First Floor.....145
D. Second Floor.....213
E. Attic and Cupola.....251
F. Basement and Crawlspaces.....263

IV. Engineering Systems.....289
A. Structural.....289
B. Mechanical.....290
C. Electrical.....292
V. Recommended Preservation Program.....295
A. Introduction.....295
B. Proposed Alterations.....296
C. Alternative Proposals.....298
D. Rejected Alterations.....299
E. Evaluation of Effect.....300
F. Cost Estimate.....301
Appendix I - Paint Analysis.....303
A. Introduction.....303
B. Exterior Trim Paint.....305
C. Interior Woodwork Paint.....309
D. Interior Wall Paint.....321
E. Interior Ceiling Paint.....328
F. Interior Decorative Plaster Paint.....330
G. Firebox Paint and Whitewash.....333
H. Floor Paint.....333
Appendix II - Mortar Analysis.....335
Appendix III - X-Ray Analysis.....341
Appendix IV - Hardware Inventory.....365
Appendix V - 1934 Historic American Buildings Survey Drawings....401

List of Illustrations

Northeast Elevation, ca. 1900.....19
Northeast Elevation, ca. 1910.....20
Northeast Elevation, ca. 1920.....21
Northeast Elevation, ca. 1930.....22
Northeast Elevation, ca. 1950.....23
North Corner, March 30, 1934.....24
Northwest Elevation, ca. 1950.....25
West Corner, March 30, 1934.....26
South Corner, March 30, 1934.....27
Southeast Elevation, ca. 1950.....28
Front Doorway, March 30, 1934.....29
Interior Entry and Front Stair Halls, April 3, 1934.....30
Rear Stair Hall, March 30, 1934.....31
East Parlor, March 30, 1934.....32
North Parlor, March 30, 1934.....33
Dining Room, 1934.....34
Breakfast Room, 1934.....35
View from Old Montgomery Road, ca. 1915.....36
Site Plan - Existing Conditions.....49
Site Plan - ca. 1880.....51
Site Plan - ca. 1920.....53
Cover Sheet (H.A.B.S. - 1978).....75
Site Plan (H.A.B.S. - 1978).....77
Transverse Section and Details (H.A.B.S. - 1978).....79
Details (H.A.B.S. - 1978).....81
Northeast Portico - Balcony Detail.....87
Northeast Elevation.....87
Northeast Elevation (H.A.B.S. - 1978).....89
Southeast Elevation (H.A.B.S. - 1978).....95
Southeast Elevation.....99
Northwest Elevation.....99
Northwest Elevation (H.A.B.S. - 1978).....105
Northwest Wing Elevation.....113
Handicapped Entrance.....113
Northwest Elevation of Wing Porch.....113
Southeast Wing Elevation.....125
South Corner of Rear Wing.....125
Southwest Elevation - West End.....131
Southwest Elevation.....131
Southwest Elevation (H.A.B.S. - 1934).....133
Main Roof Ventilator.....141
Sleeping Porch Roof.....141
Southeast Side of Wing Roof.....141
First Floor Plan (H.A.B.S. - 1978).....147

Partial First Floor Plan (H.F.C. - 1979).....149
Molding Profiles (H.F.C. - 1979).....151
Interior Elevations - Rooms 101 and 104 (H.F.C. - 1979).....153
Interior Elevations - Rooms 104 and 108 (H.F.C. - 1979).....155
Interior Elevations - Rooms 103 and 108 (H.F.C. - 1979).....157
Interior Elevations - Rooms 102, 105, and 110 (H.F.C. - 1979).....159
Interior Elevations - Rooms 102, 105, 110, and 111 (H.F.C. - 1979).161
Interior Elevations - Rooms 107 and 111 (H.F.C. - 1979).....163
West Parlor Bathroom - Northwest Wall.....187
West Parlor Bathroom - Southwest Wall.....187
Breakfast Room - Southwest Wall.....201
Breakfast Room - Northwest Wall.....201
Pantry - Southwest Wall.....209
Pantry - West Corner.....209
Second Floor Plan (H.A.B.S. - 1978).....215
Front Bathroom - Tub and Shower.....219
Front Bathroom - Spit Sink.....219
Front Bathroom - Large Sink.....219
West Bedroom Bathroom - Northeast Wall.....235
Attic Plan (H.A.B.S. - 1978).....253
Cupola Plan (H.A.B.S. - 1978).....259
Basement Plan (H.A.B.S. - 1978).....265
Southeast Portico Crawlspace.....287
Northwest Portico Crawlspace.....287
X-Ray 1 - West Parlor Bathroom - Northwest Wall.....343
X-Ray 2 - West Parlor Bathroom - Door Jamb.....345
X-Ray 3 - West Parlor Bathroom - Northeast Wall.....347
X-Ray 4 - South Bedroom Bathroom - Southeast Wall.....349
X-Ray 5 - West Bedroom Bathroom - Northwest Wall.....351
X-Ray 6 - Front Bathroom - Southwest Wall.....353
X-Ray 7 - West Bedroom Bathroom - Northwest Wall.....355
X-Ray 8 - South Bedroom Bathroom - Southeast Wall.....357
X-Ray 9 - Dining Room Pantry - Northeast Wall.....359
X-Ray 10 - Dining Room Closet - Southwest Wall.....361
X-Ray 11 - Dining Room Closet - Door Jamb.....363
Hardware Types 1 - 17 369
Hardware Types 18 - 37 373
Hardware Types 39 - 54 377
Hardware Types 55 - 72 381
Hardware Types 73 - 88 385
Hardware Types 89 - 107 389
Hardware Types 108 - 127 393
Hardware Types 128 - 144 397
Hardware Types 145 - 157 401
First and Second Floor Plans (H.A.B.S. - 1934).....405
Elevations and Transverse Section (H.A.B.S. - 1934).....407
Details (H.A.B.S. - 1934).....409

Preface

The Historic Structure Report for Grey Columns contains four primary data sections - administrative, history, landscape, and architectural. Prepared from 1977 through 1979, the Report has had a number of authors and contributors.

The Administrative Data Section was prepared by John Paige, Historian, and David Arbogast, Historical Architect, both of the Denver Service Center in July of 1979.

Initial research and investigation for the History Data Section was conducted by John Jenkins. From this research a draft of the History Data Section was written by Dr. John Platt, Historian, of the Denver Service Center. This draft was edited and revised by John Paige, resulting in the present History Data Section.

In 1978 Edward Pryce, landscape architect with the firm of Williams-Russell Assocaites of Atlanta, Georgia, and retired professor of landscape architecture at Tuskegee Institute, prepared an Historic Landscape Report for all three buildings of Tuskegee Institute National Historic Site. Sections pertinent to Grey Columns were reorganized and included as the Landscape Data Section.

David Ates, Historical Architect, of the Denver Service Center and David Arbogast were responsible for the bulk of research and writing of the Architectural Data Section, work on which was commenced in 1978. David Arbogast was responsible for the fabric analyses used in the Report. The engineering systems section of the Architectural Data Section was prepared by Curtis Edlunk, Structural Engineer; Robert Thielke, Mechanical Engineer; and Jeff Gould, Electrical Engineer, all of the Denver Service Center.

A large number of people provided valuable assistance and aid in the preparation of the Report. Superintendent Lissimore and Ron Thompson, Chief of Interpretation, of Tuskegee Institute National Historic Site, along with their staff, were especially helpful. A number of residents of Tuskegee provided valuable insight for the Landscape Data Section. Judith Johnston and Richard Browne of the Harpers Ferry Service Center were very cooperative both in providing detailed design decisions for the first floor visitor rooms and in providing the set of interior elevation drawings of those rooms which was prepared for them by William O. Karjala. The Historic American Buildings Survey team which prepared measured drawings of the structure during the summer of 1978 was invaluable to the Report. To all a debt of gratitude is extended.

ADMINISTRATIVE DATA SECTION

John Paige and David Arbogast

Denver Service Center
National Park Service

A. Name and Number of Structure

Grey Columns, Structure No. 1, Tuskegee Institute National Historic Site, Macon County, Alabama. Order of significance - IIa.

B. Proposed Use of Structure

The exterior of the building will be preserved to coincide with the approximate date of occupancy of the Varner family, from 1857-1974. The building will function primarily as a visitor orientation center, housing interpretive exhibits, an audio-visual room, and restroom facilities for Tuskegee Institute National Historic Site on the first floor. The second floor and the wing basement will be used as park administrative headquarters.

C. Justification for Such Use

Use of Grey Columns will be according to the approved General Management Plan and the approved Interpretive Prospectus.

D. Provision for Operating Structure

This structure will be operated as a visitor orientation center and National Park Service administrative headquarters.

E. Cooperative Agreement, if any, Executed or Proposed for Operating the Structure.

No cooperative agreement will be required to operate this structure.

F. Description of Proposed Construction Activity

Information on this subject is found in the architectural data section of this report.

G. Statement of Significance

Grey Columns is a significant architectural resource illustrative of the antebellum social, cultural, and economic history of the region. Its architectural significance was recognized by the Historic American Buildings Survey more than forty years ago.

H. Estimate of Proposed Construction Costs

Information on this subject can be found in the architectural data section of this report.

TUSKEGEE NATIONAL HISTORIC SITE

GREY COLUMNS

BY JOHN JENKINS

HSR/HISTORY DATA

Near Tuskegee Institute, two city blocks east on Old Montgomery Road, stands the ante-bellum mansion known as Grey Columns, constructed ca. 1854-1857 by William Varner. The Varner family was prominent locally, and owned a large cotton plantation which required slave labor.

William Varner, son of George and Elizabeth Varner, was born in Georgia on May 9, 1793. He married Sabrina Watson on January 10, 1833, and this marriage produced seven children at the family plantation near Forsyth, in Monroe County, Georgia.[1] The names of the children were James, Thomas, Edward, Louisa, Warren, William, and Jane.[2] Sabrina Watson Varner's health failed and she died on March 22, 1853 at the birth of her ninth child. The baby passed away in May of the same year. Mother and child were buried in the family orchard near the house. William Varner became restless after the tragedy and left Georgia for his holdings in Barbour and Macon Counties in Alabama.[3]

Upon arriving in Alabama the family moved into a house within the city of Tuskegee purchased from Josiah and Nancy Peal in late 1853. Not long after, Varner purchased fifteen acres about a mile northwest of town which he eventually expanded into a large plantation.[4]

William Varner owned property not only in Macon County, Alabama, but in Barbour County, and the old home in Monroe County, Georgia. His 1853 properties in Alabama consisted of the town lots and home in Tuskegee, fifteen acres outside of town, and 4,697 acres in Barbour County. The family remained in town while Mr. Varner developed plans for the new family mansion on the lot outside of town.[5]

About 1854, work commenced on the construction of the mansion which would be known as Grey Columns or the Varner home. For three years contractors worked on the construction. The home included four parlors, a study, an elegant dining room, and six bedrooms on the second floor. By 1857, the mansion had been completed at a cost of $17,712.80 and Varner

---

1. William Varner Papers. Mr. Varner is a descendent of William Varner of Tuskegee. He is presently living in Auburn, Alabama. The vital statistics were taken from the Varner Family Bible printed in Philadelphia: M'Carty & Davis, 1834.

2. U.S. Census 1850 Monroe County, Georgia. Free Schedule. Federal Archives and Record Center, Denver, Colorado.

3. Varner-Alexander Papers. Journal of Jane Varner, September 1859 Department of Archives and History, Montgomery, Alabama.

4. Deed Records, Tuskegee, Alabama. Macon County Courthouse.

5. Varner-Alexander Papers. Department of Archives and History Montgomery, Alabama.

sold the home in town, moving the family into the spacious new mansion.[6] The kitchen, always a fire hazard during the era of woodburning stoves, was built separate from the house and servants would prepare and then bring the food into the dining area.[7]

Family life prior to the outbreak of the American Civil War apparently went smoothly for the Varners with the plantations producing revenue. In Georgia, according to the 1850 census, William Varner owned fifty-two slaves of which thirty-four were women and eighteen men. Thirty-one were under the age of fifteen with remaining twenty-one being productive workers.[8] It would be difficult to surmise what slaves moved with the family to Tuskegee, but it is possible all went with the Varners to Alabama. The new plantation no doubt needed clearing of the thickly growing forests characteristic of the area, and other improvements to put the land into production. The slaves may have helped construct the mansion, but it is believed that Mr. Varner contracted masons and carpenters for the work. The Varner plantations in Macon and Barbour Counties, Alabama, continued to produce cotton after the outbreak of the Civil War. The war had little effect upon the family until Bvt. Maj. Gen. James H. Wilson, commanding the Cavalry Corps of the Military Division of the Mississippi, launched raids upon northern and central Alabama in March of 1865. The Confederate armies could do little but retreat against the overwhelming strength of the well-supplied Federals.[9] Wilson's Raiders captured Montgomery without a fight, and after destroying the huge stores of cotton, the troops started east toward Columbus, Georgia. As the U.S. Army crossed the land they destroyed bridges, cotton, and small factories, and confiscated crops and stock.

Arriving in Tuskegee, the same treatment should have been accorded the town had not William Varner made his home there. According to local legend, Varner's son, Edward, knew one of the Federal officers who had been a classmate with him at a northern college. After inviting the officer into Grey Columns for coffee and a talk, the soldiers were given orders not to burn the city, and the troops withdrew toward Columbus.[10] After the war William

---

6. Mrs. Florida B. Segrest Neil. Interview at Tuskegee, Alabama, February 12, 1974. Mrs. Neil was a life-long friend of the Alexanders and Varners who lived in the home and were descendants of William Varner; Varner-Alexander Papers. "A Bill of the Expenses of Building In Tuskegee, Alabama." Department of Archives and History, Montgomery, Alabama.

7. Ibid.

8. U.S. Census 1850 Monroe County, Georgia. Federal Archives and Record Center, Denver, Colorado.

9. O.R. Civil War. Wilson's Raid-Alabama and Georgia, pp. 339 - 506. Series I, Vol. XLIX.

10. Boles, W.J. Birmingham News, "This Date In Alabama History." August 11, 1942. The story of Edward Varner saving Tuskegee from the Federal troops is common knowledge of Tuskegeeans, and there have been references to it in local newspapers and histories. However, no reference (continued)

Varner took the Oath of Allegiance, to the United States, and received the President's Warrant of Pardon dated April 23, 1866.[11] Varner's former slaves did not make an exodus from the plantation immediately at the close of the war, but remained with their master. The medical bill for the year 1866 showed that Varner paid $386.00 for care and medicine of thirty-seven former slaves. Probably more Negroes worked and lived on the Tuskegee plantation, but did not need medical care during the year.[12]

Varner made his wealth through growing cotton before the war and afterward the crop remained profitable. With Freedmen working the fields, and with his property still intact due to a college friendship, the receipts for selling cotton in 1866 during April through June amounted to $113,535.80 after taxes, insurance, and other expenses were paid. Varner died in 1870 and the plantation was passed on to his son E.T. Varner.[13]

As conceived by William Varner, the floor plan of Grey Columns was developed along the "T" shape with a central hall. An overall square plan was created with the two-story portico wrapping around the stem of the "T". Along the front and most of two sides were sixteen columns, each about twenty-seven feet high adding majesty to the home.

The mansion was constructed upon a high point on the plantation. To the rear of the mansion the land sloped into a swampy creek bottom. The vegetation was thick, consisting of a variety of trees, shrubs, and other plant life. The land to the front and sides of the mansion sloped somewhat, but not into a swampy quagmire. The water table was high. William Varner demonstrated engineering ability as he allowed the foundation to settle two years before constructing the upper floors. The patience apparently paid off as only minor cracks have developed in the home's walls to date.[14] Grey Columns was constructed with approximately 300,000 bricks, some believed to have been fired in a kiln constructed at the site, and some also purchased from local manufacturers. The brick construction facilitated work as cut stone would have been difficult and expensive to obtain. William Varner contracted stuccoing work to a Mr. Clap, and the wet plaster was scored to appear as stone.[15]

---

10. (continued) has been made to who the officer was, and nothing is found on the matter in the Varner-Alexander Papers, or the official records of the Civil War and the story could be apocryphal.

11. Varner-Alexander Papers. Department of Archives and History, Montgomery, Alabama.

12. Ibid.

13. Ibid.

14. Florida B. Neil Segrest. Interview at her home in Tuskegee, Alabama, February 3, 1976.

15. Varner-Alexander Papers. "A Bill of the Expenses of Building in Tuskegee, Alabama." Department of Archives and History, Montgomery, Alabama.

A problem arose with the brick fired at the plantation kiln. The clay had not been fired at a sufficient temperature to cure properly. The brick came out strong enough for use, but so soft as to allow moisture permeation. To avoid mildew, or deterioration of the brick in the humid Tuskegee climate the exterior walls and columns were covered with a coat of stucco.[16]

The original mansion floor plan as determined by the 1934 Historic American Buildings Survey team, designated two living rooms, two parlors, one study, and a dining room on the first floor. On the second floor, a master bedroom and five other bedrooms accommodated the family. There were apparently no indoor baths until a descendent of William Varner, E. R. Alexander, remodeled the mansion circa 1920. The third floor consisted of the cupola above an attic storage area.

Each element of the construction had its own contractor to execute or direct the work. Bricklaying, woodworking, stuccoing, plastering, lighting, painting, and laying and railing of the stairways each received professional attention.[17] When completed, exterior walls measured 22 inches thick and interior partitions 18 inches.

A bill of the expenses of the home follows:

"A Bill of the Expenses of Building In Tuskegee, Ala."

Paid of Fitts for Brick	$ 2,487.00
Paid Robinson for laying brick	2,030.43
Paid Wm. L. Lewis for wood work	3,685.00
Paid Jansy for Casting	788.94
Paid Mr. Clap for stuccoing	942.50
Paid Mr. Clopton for lumber	964.97
Paid for [illeg.]	835.00
Paid Rail Road Freight	431.88
Paid Jones for Plastering	582.50
Paid for Lime to Jung & Co.	525.89
Paid for marble steps & [?]	371.00
Paid for Mantle pieces Marble	278.32
Hauling Brick from [?] Kiln	500.00
Bill for furniture from Montgomery	46.06
Paid for Lighting [?]	29.25
Paid for Robt. May for Chimneys	22.75
Paid Shelton for stairs	173.00
Paid Mortiss for Brick work on steps	13.75
Paid B.R. Jones of Montgomery	98.45
Paid Jones & LaGuna	73.20
Paid Edmonds for oil and paint	14.00
Paid C. Fowler for paint and oil	24.13

---

16. Mr. and Mrs. William Varner. Interview at Grey Columns, February 12, 1976.

17. Varner-Alexander Papers. "A Bill of Expenses." Department of Archives and History, Montgomery, Alabama.

Paid Mr. Lafore for painting	202.50
Paid for Iron railing	60.37
Paid for Mahogany	115.00
Paid for Clop and putty	133.30
Paid freight on Lime	38.40
Paid [illeg.]	2.25
Paid freight on [?]	7.96
Paid A.J. Carter for Nails	7.00
Paid for Iron to Negroe	8.00
[illeg.] out houses	60.00
Cost of lot	2,000.00
Hauling Sand boxes casting & c	150.00
	17,712,80
	6,000.00
	23,712.80[18]

The sixteen Doric columns were constructed of brick masonry cylinders which were then covered with stucco which was molded into fluting and capitals. The columns were placed along the front and most of two sides of the mansion. Each column rested upon a square masonry plinth. Their capitals supported a wood abacus below a full, stuccoed entablature with paired brackets above each column supporting wide wood eaves.[19]

The sills and elaborate lintels containing anthemia and acroteria were of cast iron. Their construction, as denoted on the bill of expense, was for the sum of $788.94. The windows were double-hung, being nine-over-nine facing the first floor portico and six-over-six elsewhere. Closable shutters with operable louvers were placed on all windows, and held open by iron shutter hooks (later replaced with shutter dogs).

The front was divided into five bays with a center doorway having a single door, sidelights and transom, with Corinthian columns on each side supporting a bracketed balcony with cast iron railing. The balcony was entered from the second floor hallway. The portico floor was probably of wood construction with a painted deck. The front steps were constructed of marble. A hipped roof with octagonal cupola, completed the exterior elegance of Grey Columns. The front hall included a chandelier, polychromed cornice and rosette, and elliptical arch supported by two wood Doric columns through which one entered the rear portions of the home.

William Varner survived the Civil War by five years, and when he passed away in 1870, his son Edward T. Varner became owner. From architectural investigation it appears that Edward made no improvements. The plantation gradually produced less after William Varner's death as the Freedmen left to make their own life.

---

18. Varner-Alexander Papers. "A Bill of the Expenses of Building in Tuakegee, Alabama." Department of Archives and History, Montgomery, Alabama.

19. Ibid.

In 1918 the nephew of Edward Varner, Edward R. Alexander and wife Anna Lyde Smith Alexander, inherited Grey Columns. Alexander made many improvements to the mansion after he took up residence. It also appears that about this time a fire caused damage to the interior of the structure. The fire precipitated an extensive remodeling which included: replastering of walls and ceilings, new flooring, electrification of the lighting system, installation of a modern heating system, installation of two bathrooms, installation of a telephone, building of a two-story addition on the rear, and modifications made to some doors, windows and fireplace mantels.

During 1934, a Historic American Building Survey Team recorded Grey Columns by means of drawings, photographs and written documentation. Unfortunately, the drawings were not of the then-existing structure, but of the plantation house as it supposedly originally looked. This resulted in numerous inaccuracies occuring in the drawings.

After World War II, the Varner family undertook additional remodeling work on the house. This work included: adding two more bathrooms, continuing work on updating the electrical system, replacing some curtains and installing venetian blinds on some of the windows, replacing the historic standing seam roofing with asphalt shingles and installing a wrought iron metal railing and an awning to portions of the house. Descendants of the Varner family sold the house to the National Park Service in 1975.

Since the National Park Service took over the property additional changes have taken place. The kitchen was converted into maintenance staff offices and the west parlor became an audio-visual room. Maintenance work continues to the present time on the house.

APPENDIX

GREY COLUMNS
VARNER-ALEXANDER HOME

Chain of Occupancy:

From 1858 to 1974 the same family line lived in Grey Columns. Although cotton lost much of its profit after the Civil War the family continued to be prominent locally.

1. 1857-1870 - William Varner
2. 1870-1918 - Edward T. Varner (son)
3. 1918-1941 - E. R. Alexander (nephew of E.T. Varner)
4. 1941-ca. 1958 - Wife, Annie Lyde Alexander until c. 1958.
5. 1950-1974 - Margaret Whitfield Smith Lightfoot.

BIBLIOGRAPHY

GREY COLUMNS

Manuscript Material

1. The papers of William Varner and family are found in the Alabama State Department of Archives and History in Montgomery, Alabama. The papers contain letters, legal documents, bills of sale, and various items pertaining to the family. The collection includes William Varner and descendents up to the death of Anna Lyle Alexander in 1958. The papers are located in four large file drawers in the manuscript division of the Alabama State Archives building. In drawer one is the main body of papers from William Varner. They are not complete, being spotty in such items as expenses on his home and properties, and in information about his slaves such as medical expenses. In spite of this drawback, they provide valuable insight into the life of the Varner family. If other papers exist, they have not shown up in research, but perhaps someday may be found among papers of descendents of William Varner.

2. Genealogical papers of the Varner family proved a valuable asset. The papers are in the possession of William Varner of Auburn, Alabama. Mr. Varner was a great help in showing the papers to me, and then having them copied. They contained the Varner family Bible printed in Philadelphia in 1834. Also, the family has completed much genealogical study and have much information on the family to the Revolutionary War.

Documents

Alabama Census 1860. Macon County, Alabama. Free Schedule. Denver, Colorado. Denver Public Library.

Georgia Census 1850. Monroe County, Georgia. Free and Slave Schedules. Denver, Colorado. Federal Record Center

The War of the Rebellion: A compilation of the Official Records of the Union and Confederate Armies. Series I, Volume XLIX. Wilson's Raids - Alabama and Georgia." Washington: Government Printing Office, 1897.

U.S. Department of the Interior, National Park Service Historic American Buildings Survey. Varner-Alexander House. Survey No. 16-543, 3-6-'34.

Interviews

Segrest, Mrs. Florida W. D. V. Interview at her home in Tuskegee, Alabama, February 3, 1976.

Varner, Mr. and Mrs. William. Interview at Grey Columns, Tuskegee, Alabama, February 16, 1976.

Newspapers

Birmingham News "This Date in Alabama History," August 11, 1972.

Books

Garraty, John A. The American Nation. New York: American Heritage Publishing Co., Inc., 1966.

Hesseltine, William B. The South in American History. Englewood Cliffs, New Jersey: Prentice-Hall, Inc., 1960.

ILLUSTRATIONS



Figure 1. Northwest Elevation, ca. 1900. Note the lightning rod, cupola paint scheme, unstuccoed and uncapped chimneys; standing seam metal roof, and the downspouts inside the columns. (Park Files, Tuskegee Institute National Historic Site)



Figure 2. Northeast Elevation, ca. 1910. Note the view through the house. (Park Files, Tuskegee Institute National Historic Site)



Figure 3. Northeast Elevation, ca. 1920. Note the plumbing vent pipe rising from the roof. (Park Files, Tuskegee Institute National Historic Site)



Figure 4. Northeast Elevation, ca. 1930. Note the concrete walk with valley gutters and the banksia roses at the balcony area. (Park Files, Tuskegee Institute National Historic Site)



Figure 5. Northeast Elevation, ca. 1950. Note the stuccoed and capped chimneys. (Park Files, Tuskegee Institute National Historic Site)



Figure 6. North Corner, March 30, 1934. Note the lawn furniture and the unstuccoed and uncapped chimneys. (W.N. Manning, Historic American Buildings Survey)



Figure 7. Northwest Elevation, ca. 1950. (Park Files, Tuskegee Institute National Historic Site)



Figure 8. West Corner, March 30, 1934. (W.N. Manning, Historic American Buildings Survey)



Figure 9. South Corner, March 30, 1934. Note the exterior downspout on the column. (W.N. Manning, Historic American Buildings Survey)



Figure 10. Southeast Elevation, ca. 1950. (Park Files, Tuskegee Institute National Historic Site)



Figure 11. Front Doorway, March 30, 1934. Note the screen door and the plant brackets. (W.N. Manning, American Buildings Survey)



Figure 12. Entry and Front Stair Halls, April 3, 1934. (W.N. Manning, Historic American Buildings Survey)



Figure 13. Rear Stair Hall Looking Northeast, March 30, 1934. (W.N. Manning, Historic American Buildings Survey)



Figure 14. East Parlor, 1934. Note the mirror and its reflection. (W.N. Manning, Historic American Buildings Survey)



Figure 15. North Parlor, March 30, 1934. Note the contrast between this parlor and the east parlor (figure 14). (W.N. Manning, Historic American Buildings Survey)



Figure 16. Dining Room, 1934. Note the wall treatment and the plate rail. (The Southern Magazine, Park Files, Tuskegee Institute National Historic Site)



Figure 17. Breakfast Room, 1934. Note the light fixtures. (The Southern Magazine, Park Files, Tuskegee Institute National Historic Site)



Figure 18. View of Grey Columns from Old Montgomery Road, ca. 1915. Note the picket fence. (Park Files, Tuskegee Institute National Historic Site)

LANDSCAPE DATA SECTION

Williams-Russell and Associates
Edward L. Pryce, R.L.A.

Denver Service Center
National Park Service

BACKGROUND OF THE AREA

A. Geographic Location

Tuskegee is located in east-central Alabama, 40 miles east of Montgomery and 51 miles west of Columbus, Georgia. It is served by U.S. Highway 80 and Interstate 85. Atlanta is 133 miles northeast via I-85.

B. Brief History of the Area

Tuskegee, county seat of Macon County, was laid out in 1833 in which year the county was created out of land once comprising the Creek Nation. The antebellum period saw Tuskegee prosper as plantations were established and flourished on the then rich virgin soil. Merchants followed the influx, along with lawyers, doctors and other professional people and tradesmen. The city grew, and in the mid-1840s, a number of schools were opened to train the white youth of the area. The War between the States brought an end to the old way of life, but education has continued to play an important role in the economy of the city because of the establishment of Tuskegee Institute.

Tuskegee Institute was founded in 1881 by an act of the General Assembly of Alabama. The slaves in the area were familiar with the educational facilities for the whites and realized their importance. Thus, it was not surprising that soon after the emancipation, a mulatto son of a white planter set up a trade school for blacks. Later this same man, Lewis Adams, teamed up with George W. Campbell, a white businessman of the community, to push the enabling legislation and appropriation for Tuskegee Institute through the Alabama Legislature.[1]

GREY COLUMNS

(Also See Drawings - Appendix B)

A. Introduction

Grey Columns, an ante-bellum mansion of the Greek Revival style, was constructed during the years 1854-57 by William Varner.[2] The house was built on 15 acres of land just to the north and west of the town of Tuskegee.

The locating of the house on the land in relation to the Old Federal Road (built in 1834) was well studied to produce a markedly favorable effect upon the visitor and/or passerby. The use of the highway to effect a distant view of the house creates a feeling of awe for the powerful beauty of the mansion and, by implication, for

---

1. Based on data contained in the "Plan of Historic Preservation for the City of Tuskegee, w/Special Emphasis on Tuskegee Institute" (Montgomery: Alabama Historical Commission, 1972).

2. Jenkins, John W., "History of William Varner and Grey Columns" (Denver: Denver Service Center, 1976), p. 1.

the master of the house. This effort to impress is carried onto the grounds along the gently curving driveway, around the fulsome roundabout to the side entrance.

The grounds in front of the house, nearly two acres in extent, are laid out in the English landscape style, with grass and tree clumps predominating. But the long straight walkway from the house to the road is not characteristic of the English or natural style. "And most certainly should the drives and walks never cut through the middle of the grounds if a natural, rural effect is to be preserved.[3] The strong effect created by the lining up of the front door with the straight walk and centerline of the road straightway was perhaps too evident and desirable to ignore.

In 1916, there large oak trees grew inside the circle. There was no concrete curbing on the driveway nor the turnaround. (See figure 8 - History Data Section). There was an iron gate at the narrow drive entrance. The carriage house was near the site of the present garage. In front of this were large oaks which were lined on the edge of the driveway half way to the gate.[4] Vinca Minor, or periwinkle, was used as a ground cover under the trees along the entrance drive.[5]

The mock orange or trifoliate orange hedges at the front of the house were planted by Miss Lou Varner. Miss Lou, as an eleven year old, is credited with saving Grey Columns and the town of Tuskegee from the torches of the Union Raiders. She reportedly met the Union Officer, who had come to burn the house, and told him that her brother was ill and could not be moved. Upon learning that the brother was a Harvard schoolmate, the officer ordered his troops not to fire the town.[6]

Many plantation owners like William Varner, designed their grounds in the English manner "for it seems to have been the South that has set and example . . . laying out English gardens . . . . There were, in the first place, two great models which were widely imitated by great Southern landowners: Mount Vernon and Monticello."[7] After a visit to

---

3. Waugh, Frank A., Book of Landscape Gardening (New York: Orange Judd Co., 1935 Third Edition, 1899 First Edition), p. 66.

4. Mrs. Laurazeta Lewis Smith. Interview at Grey Columns, August 28, 1978. Mrs. Smith was a visitor to Grey Columns from 1916 to the present.

5. Mrs. Florida Segrest. Interview at Tuskegee, Alabama, August 16, 1978. Mrs. Segrest, historian and friend of the Varner-Alexander's, was a frequent visitor of Grey Columns since 1929.

6. Ibid.

7. Hyams, Edward, The History of Gardens and Gardening (New York: Praeger Publishing Co., 1971), p. 262.

England in 1804, Jefferson said that he "made a memorandum of plans to eliminate the aspect of form in the grounds about the house. There were to be lawns and plantings of trees, diversified by thickets, all so arranged as to give advantageous prospects from the roads and paths that circled the little mountain on which Monticello stood. The park was to be broken by clumps of oaks, elms, maples, and other native trees as the open grounds of the English are broken by clumps or trees".[8]

But the environmental conditions of Tuskegee mitigated against achieving the lush greenwards of England. Native grasses do not grow at all well under the shade of trees here. The front lawn of Grey Columns had many large bare spots under the trees.[9]

The existing iron fence across the front and down the west side is typical of a fairly common mass-produced design much used around the turn of the century. There is pictorial evidence of the existence of a picket fence on the west side around 1900. (See figure 18 - History Data Section). Wire fencing was used on the east side amongst the trees and across the back of the house enclosing the farm aspect.

Down the hill, behind the carriage house, were the barn and barnyard. A milk cow and a horse were kept as well as chickens. Mr. Edward Robert Varner raised and bred fighting cocks, which were kept in special hutches and runs in the barnyard. Climbing roses were grown on the barnyard fence extending from the house to the carriage house. The kitchen, or cook house, was near the well. (See figure 9 - History Data Section). The cook lived in a little frame house about a hundred feet beyond the kitchen. The barnyard and yard around the kitchen were clean-swept.[10]

Archeologists of the Park Service found evidence of several buildings of unknown functions in the woods below the house. A large concrete slab was also found in the same area.[11] Such a collection of buildings would be in keeping with the physical organization of a farmstead such as Grey Columns. There would presumably have been a smoke house, a granary, an equipment shed with repair and storage facilities and possibly a forge. The concrete slab could have been used as a fertilizer-mixer platform or as the rat-proff base for a storage building.

Several cabins of household workers could have been in the area as well. Cabins of slaves and later, share-croppers, were scattered over the plantation. A row of five or six cabins, probably dating from slavery, called Varner's Quarters was located adjacent and to the rear

---

8. Ibid., p. 264.

9. Interview with Mrs. Laurazeta Lewis Smith, August 28, 1978.

10. Ibid.

11. Mr. John Troy Lissimore. Interview at Grey Columns, August 24, 1978.

of the present St. Andrews Espiscopal Church and the Tuskegee Institute baseball field. These cabins were demolished when Tuskegee Institute purchased this parcel of land from the Varners in the 1960s.[12] (See drawing D-2 - Appendix B).

The back yard and the well were separated from the east side yard by a fence. On the east side of the house was a garden and a large flower pit. Beyond these was a vegetable garden and fruit trees. Then came the Scuppernong arbor near the present fence line.[13] (See drawing D-3 - Appendix B).

The curving brick-bordered path at the front and east sides of the house probably led to the gazebo. Near to the gazebo and running southerly parallel to the house was a Scuppernong arbor.[14] Scuppernong is the name of a variety of the native muscadine grape, Vitis rotundifolia. "In Southern gardens the old-fashioned Scuppernong arbor is a valuable tradition which might be preserved in modern home grounds. As to varieties, the old Scuppernong, the patented Never-miss, or the late Yuga may be suggested for bronze fruits; good black types are the prolific Hunt and the sweet Dulcet."[15] The arbor would probably have been constructed of iron or heavy wooden posts and beams, since the vines grow vigorously and would accumulate a great weight by the end of the growing season.

Although the rose garden has not been clearly delineated, the roses that would have been growing there probably came from these cultural groups: "Cabbage or Provence Rose (R. centifolia) . . . , Moss Rose (R. centifolia muscosa) . . . , Hybrid China Rose (R. Indica hybrida) . . . , Damask Rose (R. Damascena) . . . , Banksian Rose (R. Banksiana) . . . , Many-flowered Rose (R. Multiflora) . . . , Evergreen Rose (R. Sempervirens) . . . , Hybrid Perpetual Rose . . . , Burbon Rose . . . , Musk Rose (R. moschata) . . . , Rea-scented China Rose (R. Indica Odorate) . . . , Macartney Rose (R. Bracteate) . . . , Cherokee Rose (R. laevigata) . . . , Noisette Rose (R. Noisettiana) . . . , Polyantha Romontant Rose (R. Polyantha) . . . , Hybrid Tea Rose (R. Indica Odorate Hybrida) . . . , R. Rugosa."[16]

---

12. Mr. G.H. Lewis. Interview at Tuskegee, Alabama, September 13, 1974. Mr. Lewis has lived in Tuskegee since 1918. He is a barber who formerly rented a barber shop from the Varner-Alexanders. This shop was located on the Montgomery Road near Varner's Quarters.

13. Mrs. Laurazeta Lewis Smith. Interview, August 28, 1978.

14. Mrs. Florida Segrest. Interview, August 16, 1978.

15. Wigginton, Brooks E., Trees and Shrubs for the Southeast (Athens: University of Georgia Press, 1963), p. 37.

16. Henderson, Peter, Handbook of Plants (New York: Peter Henderson & Co., Publishers, 1899) pp. 276-380.

The location of the vegetable garden on the east side of the house seems clear, but its relation to the rose garden and the Scuppernong arbor is not clear. Mrs. Segrest's remembrance of it being near the gazebo would place the arbor between the rose garden and the vegetable garden, which would be the more logical position for it. The arbor would have served, then, as a visual screen between the rose garden and the vegetable garden, which would have been rather unsightly during several periods during the year. Vegetables grown at the turn of the century and earlier were basically the same as those grown now except for minor varietal differences.[17]

The centerline of the Montgomery Road straightaway extends down the long front entrance walk to bisect the house. (See figure 4 - History Data Section). This symmetry is projected around the area directly in front of the house by the trifoliate orange hedge enclosing roughly symmetrical spaces. The hedge line nearest the house forms an arc terminating on either side of the line of the house walls. The resulting quadrants are now in grass, but one early photograph shows flower beds on both sides of the axial walk. The enclosures formed by the trifoliate orange hedge were probably taken up with flowering plants. The thorny hedge was probably used as an ornamental device for keeping stray animals out of the flowers planted within. Some plants grown at Grey Colums are specifically remembered. A Banksia rose grew up one front column and was trained across the balcony rail. Virginia creeper grew up most of the other columns. Purple and white violets were grown in profusion at the base of the house around the front and west sides. Iris, thrift pinks, the lilies of the valley were also used in great numbers. English ivy was used near the base of the house and was allowed to run on a few trees.[18] One thornless climbing rose that formerly grew at Grey Columns is now being grown at the home of Mrs. Florida Segrest. Mrs. Smith also mentioned that the pots on the porch were filled with maidenhair fern. (See drawing D-3 - Appendix B, also).

The list of plants grown at Grey Columns would certainly be a lengthy one, considering that the presence of a plant or flower pit on the grounds indicates some tender plants were grown. An excellent listing of trees, shrubs, vines, bulbs, perennials, and annuals of the period may be found in McQuire, Diane Kostial and Smith, Isadore, The Garden Book for the Longfellow House, 1969, Cambridge Plant and Garden Clubs, Cambridge, Mass. Another excellent list is to be found in Waugh, Frank A., Book of Landscape Gardening, First Edition 1899, 3rd Edition 1926, Orange Judd Publishing Co., New York.

The brick walls around the sides of the house and across the front are assumed to have been laid down around the 1920s, since they are not clearly shown in earlier photographs. The former pool, in

---

17. Ibid., p. 521.

18. Mrs. Laurazeta Smith. Interview, August 28, 1978.

which water lilies and other water plants were grown, was also built about this time. (See figure 6 - History Data Section). Mrs. Smith declares that the house was said to have been built on the site of an Indian and slave graveyard. She recalled one instance of the ground's sinking at a spot about ten feet east of the center of the present pool. This spot was roughly grave-shaped. She pointed to another grave-shaped settlement in the lawn to the east of the house.[19] (See drawing D-3 - Appendix B, also).

Mrs. Segrest recalled that the Varners and Alexanders began to purchase camellias in quantity during the early depression years. Many of these camellias were six to eight feet tall when the author used them to demonstrate pest control techniques to his class in ornamental horticulture in 1948. The circle inside the driveway contained ten or twelve of the largest ones. Other camellias with some azaleas were planted in clumps on both sides of the driveway down to the gate. Some of these groupings are still to be seen. There were some purple-leaf plum trees planted on the west fence near the gate. The masonry gate structures were built at the time of the construction of curbs and gutters and the fountain in the circle, in the 1920s.[20]

The balance of the Grey Columns acreage, southerly of the land around the house and garage, and beyond the traces of building that presumably made up the farmstead, is now heavily wooded. This sloping land was once part of the 3,500-acre Varner plantation.[21] The land was largely cleared except for some trees on fence lines, swampy places and branch banks. Cotton and corn were the principal row crops with slaves and with tenants. Tenant farming was discontinued in the late 1920s.[22] The author remembers in 1934 walking through the young woods behind the Tuskegee Institute baseball field and observing some places where old plowed rows had held their shape under a blanket of pine needles. The second growth timber stands are now forty to fifty years old and are made up mostly of pine, sweetgum, water oak, with some willow oak, winged elm and hickory.

---

19. Ibid.

20. Ibid.

21. Jenkins, John W., op. cit., p. 15.

22. Mr. G.H. Lewis. Interview, September 13, 1978.

APPENDIX A

SUMMARY OF PERSONAL INTERVIEWS

A. On-sight interview with Mr. Laurazeta Lewis Smith, a visitor to Grey Columns from 1916 to the present. Mrs. Smith was accompanied by Mrs. Florida Segrest, August 28, 1978:

Following are Mrs. Smith's recollections about the grounds around the house:

In 1916, there was no curbing on the driveway nor the turnaround. Three large oak trees grew inside the circle. There was an iron gate at the narrow drive entrance. The carriage house was near the site of the present garage. In front of this were large oaks which were lined on the edge of the driveway half way to the gate. The first car was purchased around 1912.

Down the hill, behind the carriage house, were the barn and barnyard. A milk cow and a horse were kept as well as chickens. Mr. Robert Edward Alexander, called "Mr. Ted", raised and bred fighting cocks, which were kept in special hutches and runs in the barnyard. Climbing roses were grown on the barnyard fence extending from the house to the carriage house.

On the east side of the house was a rose garden and a large flower pit. Beyond it was a vegetable garden and fruit trees. Then came a Scuppernong arbor near the present fence line. Toward the back of the house on this side is the well which was in use until the early 1970s. A banksia rose grew up one front column and was trained across the balcony rail over the upstairs door. Virginia creeper grew up most of the other columns. Purple and white violets were grown in profusion at the base of the house around the front and west sides. Iris and thrift pink and valley lilies were also used in great numbers. English ivy was used near the base of the house and allowed to run on a few trees. Maiden hair fern grew in the pots on the porch. The front lawn had many large bare spots under the trees.

The kitchen, or cook house, was near the well. The cook lived in a little frame house about a hundred feet beyond the kitchen. The barnyard and yard around the kitchen was clean-swept.

She said that the house was said to have been built on the site of an Indian and slave graveyard. She recalled one instance of the ground's sinking at a spot about ten feet east of the center of the present pool. This sink was roughly grave-shaped. She pointed out another grave-shaped settlement in the lawn to the east of the house.

B. Interview with Mrs. Florida Segrest, historian and friend of the Varner-Alexander's and frequent visitor of Grey Columns since 1929 - August 16, 1978:

Mrs. Segrest said the present State Highway 126 in front of Grey

Columns was once the second Federal Road, built in 1834. Vinca Minor was used as a ground cover under the trees along the entrance drive. She stated that the curving brick-bordered path at the front and east sides of the house probably led to a gazebo. Near to the gazebo and running southerly parallel to the house was a Scuppernong arbor. Mrs. Segrest is presently growing a thornless climbing rose which formerly grew at Grey Columns.

The mock orange or trifoliate orange hedges at the front of the house were planted by Miss Lou Varner. Miss Lou, as an eleven year old, is credited with saving Grey Columns and the town of Tuskegee from the torches of the Union Raiders. She reportedly met the Union Officer, who had come to burn the house, and told him that her brother was ill and could not be moved. Upon learning that the brother was a Harvard classmate, the officer ordered his Union troops not to fire the town.

Mrs. Segrest also remembered helping to remove furniture from a small house in the back yard amongst some trees to the southeast of the main house. She also recalled a milk cow that was allowed to roam freely around the back yard.

Mrs. Segrest reported that the Varners and Alexanders began to purchase camellias in quantity during the early depression years.

C. Interview with Mr. G.H. Lewis - September 13, 1978.

Mr. G.H. Lewis was a barber who has lived in Tuskegee since 1918 and who formerly rented a barber shop from the Varner-Alexanders. His shop was located on the Montgomery Road near Varner's Quarters. He remembers the Quarters as being a row of five or six frame houses or the two or three room "shotgun" type. The houses were very old in 1918 and may have dated from slavery times.

APPENDIX B

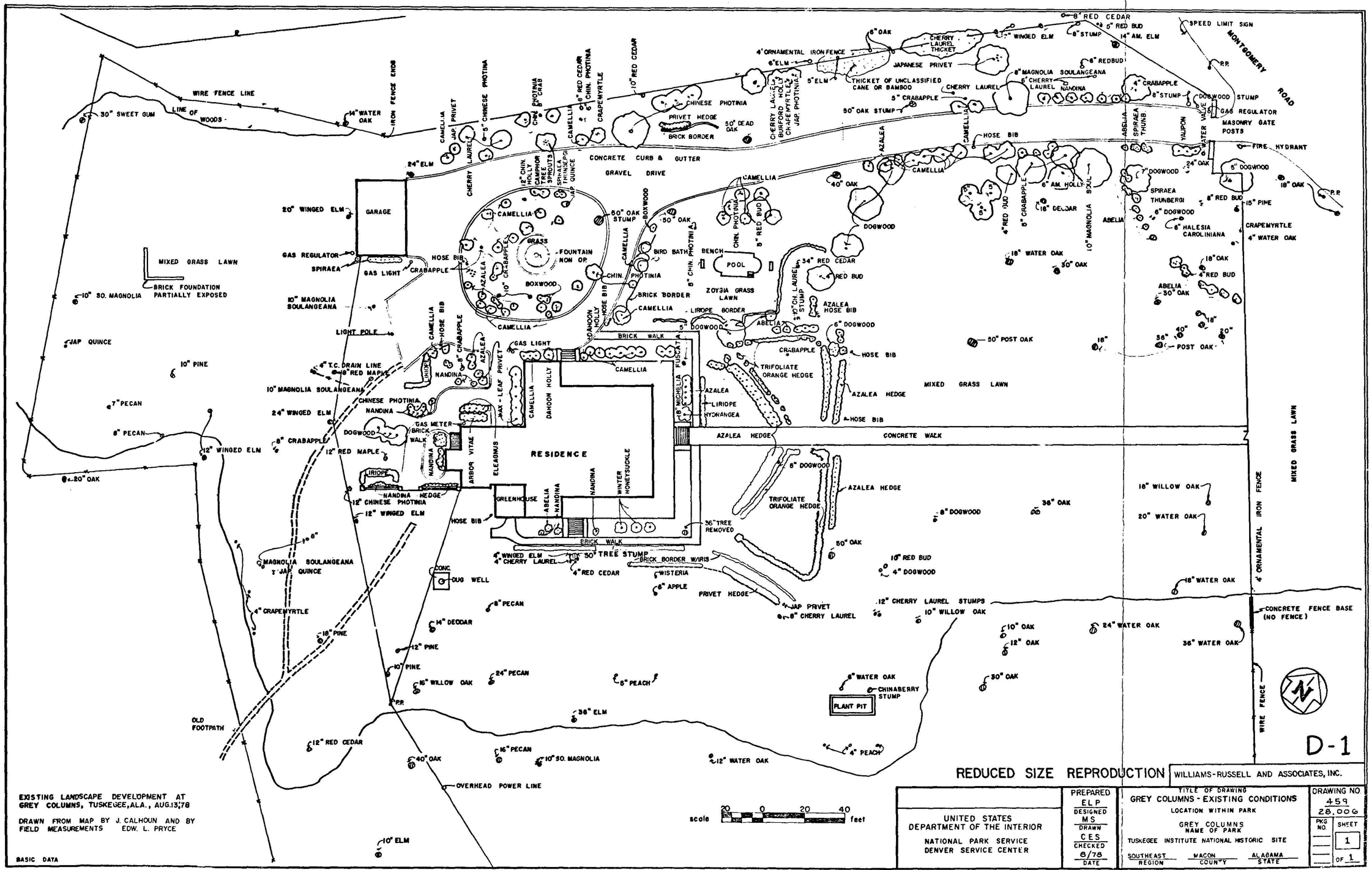

ON MICROFILM

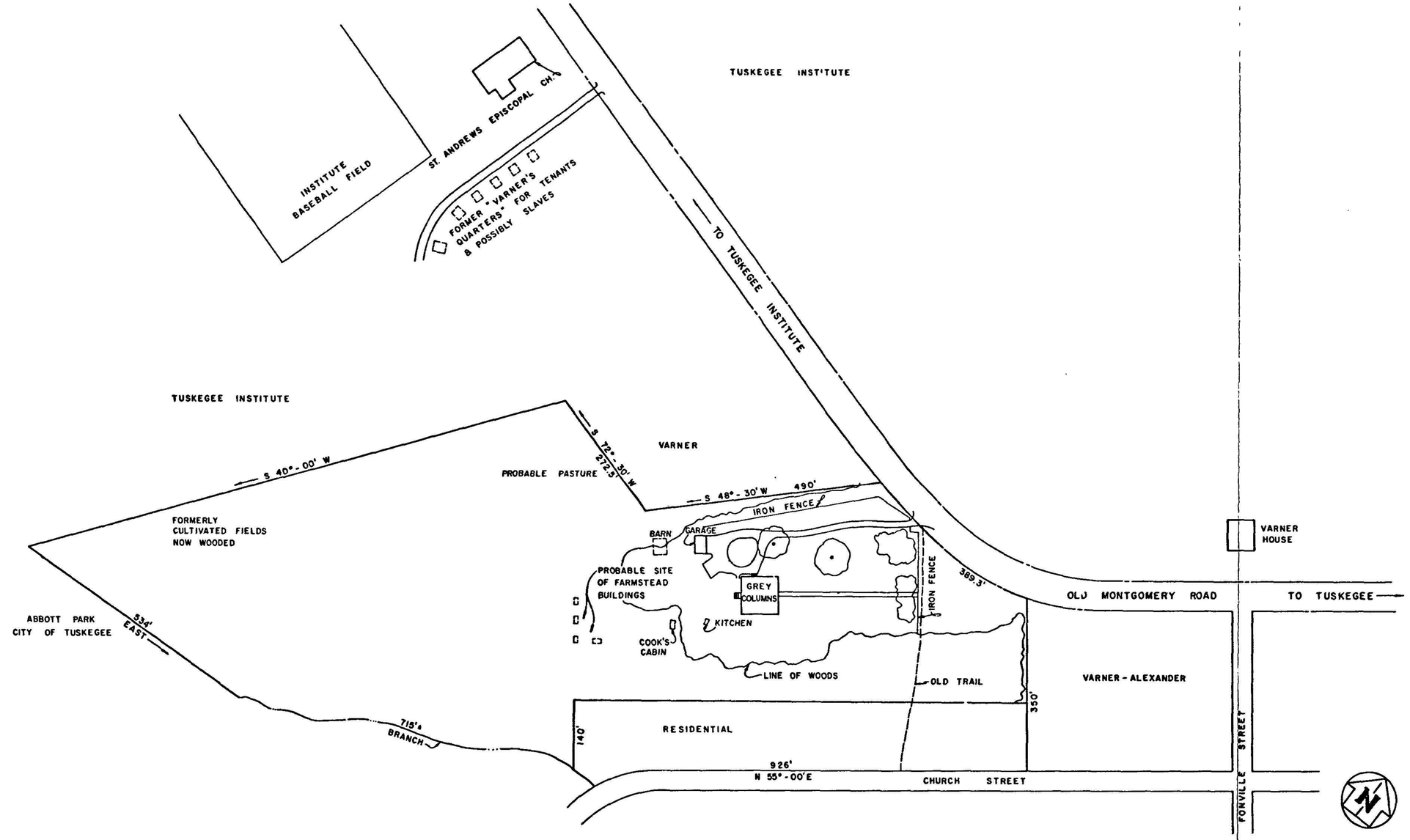

D-2

PROBABLE CIRCA 1880

FARMSTEAD BUILDINGS & PRESENT BOUNDRIES AT

GREY COLUMNS, TUSKEGEE INSTITUTE NATIONAL HISTORIC SITE

DRAWN BY EDWARD L. PRYCE FROM SURVEY PLAT BY

ROBERT R. BELL DATED JULY 17, 1969

scale 100 0 100 200 feet

REDUCED SIZE REPRODUCTION

WILLIAMS - RUSSELL AND ASSOCIATES, INC.

UNITED STATES
DEPARTMENT OF THE INTERIOR
NATIONAL PARK SERVICE
DENVER SERVICE CENTER

PREPARED	TITLE OF DRAWING	DRAWING NO.
ELP	GREY COLUMNS - CIRCA 1880	459
DESIGNED MS	LOCATION WITHIN PARK	28,007
DRAWN CES	GREY COLUMNS NAME OF PARK	PKG. NO. / SHEET 1
CHECKED 8/78	TUSKEGEE INSTITUTE NATIONAL HISTORIC SITE	OF 1
DATE	SOUTHEAST REGION / MACON COUNTY / ALA. STATE	

BASIC DATA

ON MICROFILM

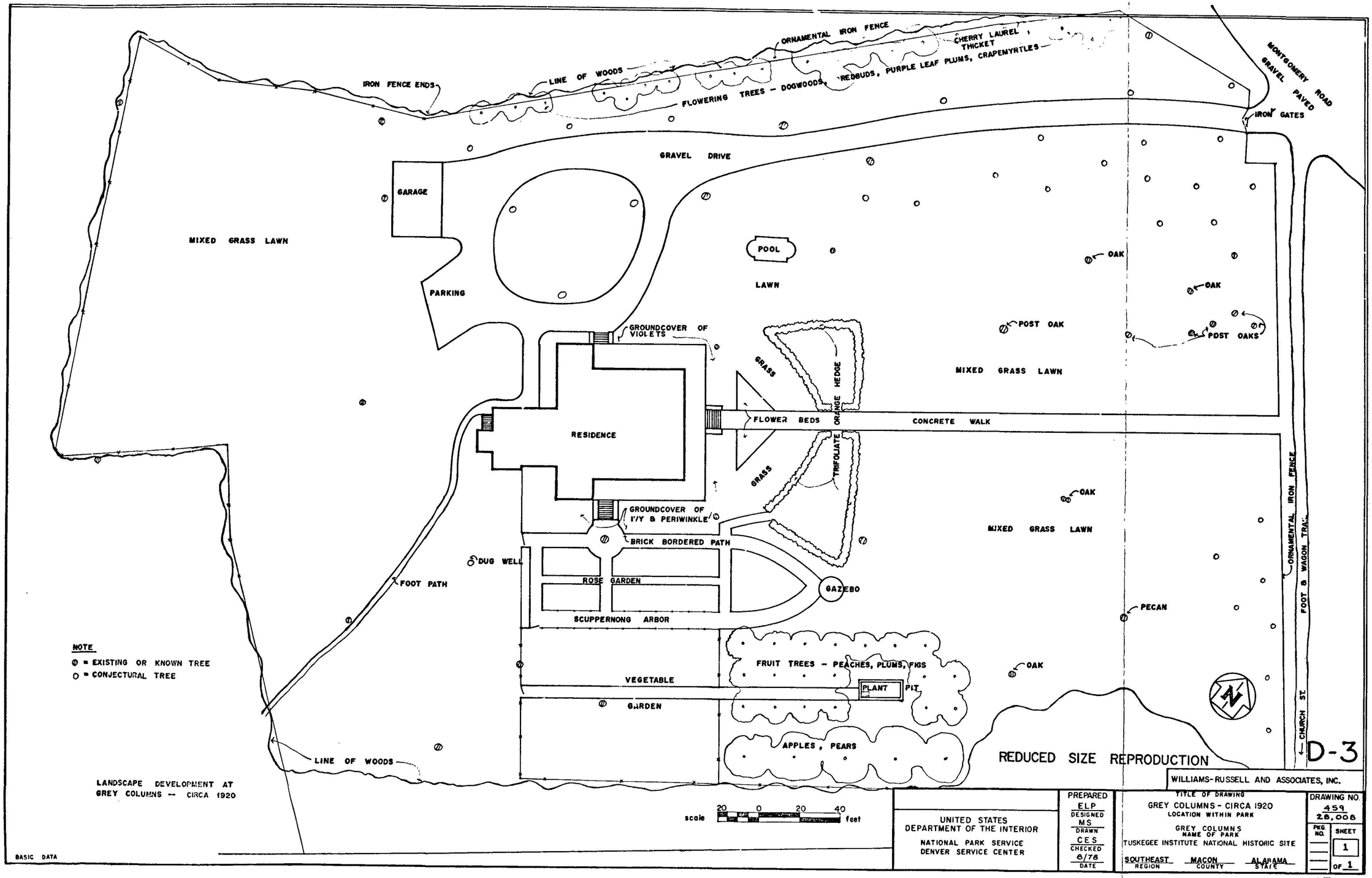

ON MICROFILM

Architectural Data Section

GREY COLUMNS

Tuskegee Institute National Historic Site

David Arbogast and David Ates

Denver Service Center
National Park Service

I. Introduction

A. Location

Tuskegee Institute National Historic Site is located on the northwest side of Tuskegee, Alabama, forty-two miles east of Montgomery and forty miles west of Columbus, Georgia. The site lies at the east of the "Black Belt" agricultural portion of the state, on the southern coastal plains. The topography of this section ranges from gently tilted to rolling. The elevation of Tuskegee is approximately 440 feet above sea level. Visitors to the area may exit from Interstate 85 (which connects Montgomery and Atlanta, Georgia) and drive three miles southwest. Old Montgomery Road, which runs through the Institute, is a major thoroughfare and provides the principal access to the Site (see Vicinity Map).

The National Park Service proposes preservation of three principal historic structures under federal ownership. Two of the structures, The Oaks and George Washington Carver Museum, were Institute buildings located on the college campus. The third, Grey Columns, a vacated private residence, is located one-quarter mile outside the campus boundary at the east entrance to Tuskegee Institute.

Grey Columns is located at 399 Old Montgomery Road, southeast of the campus of Tuskegee Institute. The house is set far back from Old Montgomery Road on approximately 21 acres of land, the remnant of a once-large plantation. Northwest of the house there is a large yard surrounded by a cast iron fence. A straight concrete walk runs from the center of the house front to the fence. In the yard are a number of mature trees in a parklike setting. This setting is extended on the southeast side of the house, as well. To the rear, southwest, side of the house the land falls off into a heavily-wooded ravine. At the northwest side there is a gravelled circular drive with a three-car garage. Miscellaneous landscape features include a small fountain in the center of the circular drive and a small concrete pond. Please consult the Historic Landscape Study by Edward Pryce for more detailed information concerning the grounds.

B. Purpose of the Report

The purpose of this report is to give a detailed analysis of all building elements, their appearance and condition during the period 1920-1934, and their present appearance and condition. Recommendations for the exterior are included as steps to be undertaken to achieve a depiction of the living environs of that period within the broader interpretive framework as spelled out in the General Management Plan and Interpretive Prospectus. Recommendations for the interior are included to achieve the objectives of the National Park Service for use as park staff headquarters and a visitor orientation and interpretive center. This report is intended to serve as a guide for preservation as well as the continued maintenance of Grey Columns and written for those involved in these activities.

A number of observations should be offered at this point regarding the style and thrust of this report. The reasonings behind presenting the description of Grey Columns during the residency of E.R. Alexander are not immediately evident. The Task Directive calls for adaptive restoration with emphasis on the period 1881-1900 and the Interpretive Prospectus

calls for the adaptive restoration of the house to the 1920s. Therefore, material was gathered for the earliest period for which enough specific information could be obtained to permit adaptive restoration. This period proved to be 1920-1934. It had been hoped that an earlier period could be used, such as that during the founding of Tuskegee Institute (1881). However, because of the extensive alterations made to the house following the fire, such data was not forthcoming and the earliest, reliable period was determined to be the 1920s. Subsequently, management decisions by Harpers Ferry Center, the Park, and the Southeast Regional Office, have altered the need for information relating to adaptive restoration to that required for adaptive reuse. Nevertheless, the information is presented in the report in fulfillment of the Task Directive and Interpretive Prospectus.

It is felt that the report provides a solid overview and detailed analysis of Grey Columns with additional information to be found in the appendices.

C. Organizational Structure

The architectural data section is divided into two primary sections. The first contains existing and historical descriptions of the building elements as well as recommended treatments. The second consists of appendices containing full reports of the various analyses undertaken in the present investigation. Because of their highly detailed nature, only a handful of the copies of this report contain these analyses. Full reports are located at the Park, the Southeast Regional Office, the Washington Office, Harpers Ferry Center, and the Denver Service Center.

D. Documentation

Documentation of the house has been undertaken in three forms. During the summer of 1978 an Historic American Buildings Survey team prepared measured drawings of the house. Because the drawings were incomplete at the end of the summer, they were completed by personnel at the Denver Service Center. These drawings are included within the report as a means of understanding the building. A second form of documentation was the use of still black-and-white photography. A complete set of photographs of the building was taken by the authors during the course of the preparation of this report. A number of pertinent photographs are included within the text as a means of describing the existing building. Unless otherwise noted, the photographs accompanying the report and appendices were taken by the authors in 1978. A third form of documentation was the use of audio tape recordings made by the authors during the week of August 14-18, 1978. The information from the recordings is contained within the report. The recordings, themselves, are stored with other research materials gathered at Denver Service Center where they will remain until development is complete. Also contained within the appendices are the results of an inventory of the hardware of the building which will find their way into contract documents.

E. Terminology

Some comment should be offered regarding the terminology used in the report, especially those terms used within the tables. Five terms are

used to describe the condition of elements. An excellent condition is one in which the element is perfect, a good condition is one in which the element is less than perfect, but in serviceable condition, a fair conditon is one in which an element is in need of repair to bring it to a serviceable condition, a poor condition is one in which an element is in need of immediate repair in order to prevent further, serious deterioration, and a missing condition is one in which an item has been removed, but traces of its former presence remain (e.g. hinge location for missing shutters). Virtually none of the elements in the house are in excellent condition, a majority are in good condition, a substantial minority are in fair condition, and a small number are in poor condition.

Several terms are used in reference to the dating of the elements. "1850" indicates that the element was probably constructed as part of the original house. "1920" indicated that the element was added on or about 1920. This date is used primarily in reference to the rear wing addition, plaster coats and some paint, the radiators and gas units, the electric system, and two of the bathrooms. "1950" means that the element was added sometime around that year. This date is used to refer primarily to the other two bathrooms not added around 1920. "Park" is used in reference to those elements installed under Park Service ownership (1974-present). The Park Service has primarily added paint coats and carpeting in the first floor rooms, but has removed a large number of items from the house, most of which are in storage. These removals are noted in the comments section following the item removed.

The Munsell System of Color has been used to provide a standardized means of description of paint colors used on the house. This system provides an unchanging reference, as opposed to paint manufacturer's color chips which are continually being changed and upgraded in response to consumer demands. Unless otherwise noted, the recommended paint colors are those given in the 1920-1934 descriptions.

The categories listed under the recommendations section are relatively self-explanatory. "Preserve" is used to describe maintenance work of a routine nature which is normally handled by Park maintenance staff. "Repair" means what is says and is work which is proposed to be included within the development of the house. "Replace in kind" means replacement of elements now missing or so deteriorated that they cannot be repaired. This work will also be included in development of the house. "Remove" means just that. Items to be removed, unless otherwise specified, will not be retained by the Park Service. "Install" means to install an element in addition to the existing element. Paint is listed in this category as, in most cases, the existing paint will not be removed, but a new coat of paint will be added. It should also be noted that paint and varnish finishes are generally given following the item(s) they cover.

The remaining terminology used in the report should be clear and understandable.

II. Historical Development

A. Introduction

An understanding of the basic history of Grey Columns is essential to a realization of the underlying factors contributing to the present state of the building. For purposes of this discussion the history of the building has been divided into four basic periods - 1850-1920, 1920-1950, 1950-1974, and 1974-present. The ownership of Grey Columns passed from the hands of the Varner family to the Alexander family to the Smith and Lightfoot families, all of whom were related either by blood or marriage, until the Park Service acquired the structure in 1974. Thus, the delineated periods are divided into three sections under the Varners et. al. and one section for the Park Service. The three sections have been designated in relation to major periods of construction activity on the house. None of the Varner dates, except for 1974 are exact, but are approximations of probable periods.

B. Original Construction

As constructed, Grey Columns consisted of a two-story T-shaped building with a two-story Doric colonnade filling out three sides of the T into a square. A low, square, hipped roof with octagonal cupola covered the house and portico. The roof was covered with standing seam metal roofing, both on the main roof and on the octagonal cupola roof. The cupola roof was surmounted by an iron lightning rod with a rod extending to the ground at the south corner of the building. The roof was also pierced by six brick chimneys which were not stuccoed, capped, or painted. Eight downspouts ran down the building, two on each side, with the portico downspouts running inside the adjacent columns. The cupola had two downspouts on its south and west sides. Both roofs had wide wood eaves supported by sawn Italianate-style brackets.

The portico probably had a wood deck supported by wood framing members. Supporting the framing was a stuccoed brick masonry base wall. On each side of the portico were flights of steps from the ground made of brick masonry covered with pargeting. Inset in the front of the base wall was a series of cast iron grilles for ventilation of the crawlspace below the portico. The ceiling of the portico was built of plaster on sawn wood lath. It was painted with a series of primitive trompe l'oeil panels of a different type than those in place at present. These can be seen beneath the flaking paint of the existing ceiling.

The main walls of the house, both interior and exterior were of brick masonry construction. The exterior walls were faced with a coat of stucco scored to resemble ashlar stone masonry, similar to the stucco of the base wall of the portico. The Doric columns were constructed of brick masonry, as well, with stucco used to model fluting and capitals.

The window sash were of two primary types. Those which faced onto the portico on the first floor contained nine-over-nine double-hung sash running to the floor level of the interior rooms. The remainder

of the windows contained six-over-six double-hung sash. All of the windows had cast iron sills and elaborate Greek Revival style lintels, with the exception of the cupola windows. All of the windows had pairs of operable, louvered, exterior wood shutters.

The walls of the cupola were probably sheathed with flush wood siding. These walls, as well as all exterior trimwork were painted a dark green, typical of the Greek Revival style.

There were five exterior doorways. Two identical doorways opened from the portico into the rear rooms. They consisted of a masonry opening, frame, and a four-panel wood door. At the rear of the house a doorway opened from the hall to a small wood porch with a flight of steps descending directly to the ground. This doorway contained a masonry opening, frame, four-panel door, two sidelights, and a transom. The front doorway was much more elaborate, by comparison, and contained a masonry opening, frame, four-panel door, two sidelights, and a transom. The doorway was flanked by two wooden Corinthian columns on which carved wood brackets supported a wood balcony with a cast iron railing painted black. Opening onto the balcony from the second floor was a doorway quite similar to the lower rear doorway.

The interior had a very direct and simple plan consisting of nine rooms on each floor with three rooms on each side of the house and a central hallway area divided into three parts. There were large closets in the west parlor and the west bedroom, two smaller closets in the dining room, and two adjoining closets in the east bedroom. Beneath the first and second floor front stairs were small closets. These closets and the stair leading to the third floor contained wood frame walls, as did the front room of the center second floor. All of the other rooms were built with solid brick masonry walls. All of the walls and ceilings were covered with sawn wood lath and plaster which was then probably painted. All of the first floor rooms, except the northwest parlor and the closets contained large plaster rosettes in the center of their ceilings from which were probably suspended oil or kerosene chandeliers. The floors of the house were of wide wood flooring which was probably waxed and polished.

The center and rear halls contained U-shaped stairs with open wells and a common landing divided by a wall and doorway. The stairs were basically mirror images of each other with the major exception being that the rear stair contained sawn wood brackets nailed to its stringer. Dividing the entry hall from the center first floor hall was a pair of wood Doric Columns connected by a plaster arch. Attached to the walls flanking the columns were two pilasters. The columns, arch, and pilasters were painted white.

Each major room (not the halls) contained a fireplace with a total of twelve fireplaces for the house. The first floor fireplaces consisted of whitewashed brick fireboxes, marble mantels and hearths, and a projecting chimney breast rising to the ceiling. The mantels of the

southeast side of the first floor were carved and those of the northwest side were plain. The second-floor fireplaces consisted of whitewashed brick fireboxes, marble hearths, simple wood mantels, and projecting chimneys rising to the ceiling.

The interior doors were single-hung four-panel wood doors. There were apparently no doors in the wide openings of the first floor opening to and between the entry hall, parlors, and dining room. Most first-floor doors had silver-plated brass hardware. The second-floor doors and minor first-floor doors had porcelain knobs and iron hardware. Door and window casings were similar in style, being wood, eared casings. Baseboards in the rooms were of wood and were molded in a Greek Revival style. All woodwork was painted white.

The attic, which contained a single, large space covering the entire house and portico, was left unfinished with exposed framing of the second-floor ceilings and roof above. A small area around the plastered stair wall in the center of the attic was floored.

The cupola was finished with a wide board floor and flushboard walls and ceiling painted with a thick, heavy cream paint. In the center of the ceiling hung a brass chain for a lamp.

Below the first floor an unfinished crawlspace with brick masonry foundation walls having narrow access openings, dirt floors, and ceiling of the exposed framing for the first floor.

C. 1920's Additions and Alterations

From the construction of Grey Columns in the 1850s until approximately 1920 there appear to have been no major alterations of any type. The only alteration of any consequence was the early change from green exterior trim paint to dark brown paint. This lack of major alterations can be explained in part by the Civil War and its long term effect on the economy of the South.

Sometime, probably around the year 1920, there was a fire in the house of a relatively serious nature. Charred and blackened framing members of the roof attest to its extent. It also apparently damaged the wood flooring of the first and second floors and the plaster walls and ceilings. As a result, an extensive program of remodeling was begun which included the following work:

1. The walls and ceilings of the first and second floors were replastered and painted, retaining the original molded plaster cornices and rosettes.

2. New flooring was laid in all first and second-floor rooms and halls except the west bedroom.

3. Electricity was installed in the house and new chandeliers were hung from the ceilings.

4. The fireplaces were modified with the installation of gas-fired heating units. A system of cast iron radiators was also installed in all rooms, except the front stair halls.

5. The front center room of the second floor and one of the closets of the south bedroom were entirely remodeled and converted into bathrooms. New doorways were also built between the front bathroom and the east bedroom, the south bedroom bathroom and the southeast bedroom, the south bedroom, and the south bedroom anteroom.

6. French doors and sidelights were installed in the five wide doorways of the first floor. The door leading from the dining room to the portico was replaced.

7. The rear addition was constructed.

8. Windows located west of the dining room fireplace, in the dining room closet, and in the south bedroom anteroom were converted to french doors opening into the new addition.

9. The window west of the south bedroom fireplace was removed and replaced with a small built-in closet.

10. Telephone service was installed in the house.

11. The portico floor was removed and replaced with a concrete floor with inlaid red tile.

12. Two metal ventilators were built into the roof.

13. The dining room fireplace was reconstructed and enlarged with a massive cast cement Renaissance Revival mantel.

14. A wood plate rail was added to the dining room.

15. Screens were installed over the lower sash of the windows and new valances with draperies and curtains were installed.

16. The exterior walls of the cupola were changed from dark brown paint to cream paint.

17. The fireplace mantels of the north and east bedrooms were replaced by the present mantels.

In 1934 the Historic American Buildings Survey recorded Grey Columns by means of measured drawings, photographs, and written documentation. The drawings were not of the then-existing building, but of the house as the surveyors believed it to have been originally constructed. As a result, there are several inaccuracies in the drawings, such as the large doorway opening from the parlors to the entry hall being depicted as narrow doorways.

D. Post-World War II Alterations

Following World War II, the family undertook a number of changes involving a longer span of time than the 1920s remodeling and addition work. These changes included the following:

1. The west parlor and west bedroom closets were converted to bathrooms.

2. Venetian blinds were installed in all six-over-six double-hung windows on the first and second floors.

3. The chimneys of the main house had brick caps built over them and both the caps and the chimneys were stuccoed and painted.

4. Wrought iron railings were installed on the northwest portico steps and the rear porch steps.

5. A large metal awning was installed off the kitchen and rear porch.

6. The historic standing seam metal roofing was replaced with asphalt shingles and roll roofing on the addition.

7. The electric system was revised and upgraded.

8. New valances and curtains were installed on the second floor and in the west parlor.

9. White marble facing was installed on the front portico steps and a new white marble lintel piece replaced the carved marble lintel of the east parlor mantel.

E. Park Service Alterations

Following acquisition of the house by the Park Service in 1974 a number of changes were made to adapt the house on an interim basis as Park headquarters and visitors center. The alterations include the following:

1. Almost all ceiling light fixtures, wall sconces, and valances and curtains and drapes which had been removed prior to acquisition were returned to the Park Service. Removed by the Park Service were many interior window screens, some venetian blinds, a few exterior shutters, many of the radiators, and some of the gas heating units.

2. The walls and ceilings of the first floor rooms were cleaned and repainted.

3. Some of the first floor wood flooring was refinished. Wall-to-wall carpeting was installed in four of the first floor rooms with a fifth room receiving strips of red carpeting.

4. New telephone service was installed.

5. The west parlor was converted for temporary use as an audio-visual room with the installation of temporary equipment. No change was made in the architectural fabric.

ow

6. The west parlor bathroom, as well as the south bedroom bathroom, were converted for temporary darkroom use. Major change in the architectural fabric occurred with the installation of a plywood sheet on the interior of the west parlor bathroom window.

7. The kitchen was converted for use as maintenance staff offices. All appliances and plumbing were removed.

8. The electrical system was supplemented with new wiring and outlets.

Thus, Grey Columns has reached its present state, having undergone three periods of major alteration. When, and if, the worked proposed within this Historic Structure Report is executed, then the fourth period of alteration, that of the conversion to park offices and visitor facilities, will have been completed.

Because of the nature of the proposed work is adaptive and preservative and not restorative in nature, no attempt has been made to find comparable buildings from which historical details and items would be copied to be used in reconstruction. The only area requiring an historical approach to reconstruction is the replacement of the balcony doorway. Details taken from both the front doorway and the doorways of the first floor halls provide the best data for the replacement of this upper doorway.

E. Description of Existing Structure

Grey Columns, as it exists today, consists of two primary sections - the main, original, portion, and a smaller ell built to the rear of the main portion. The original section of the house is a two-story T-shaped building with a full Doric colonnade filling out the remaining three sides of the T into a square form.

The roof is a shallow square hip roof covered with asphalt shingles. At the peak of the roof is an octagonal cupola having an octagonal hip roof above it. The main roof is pierced by six brick masonry chimneys covered with stucco painted cream, two plumbing vent pipes, and two square metal ventilators. Both roofs have wide wood eaves with sawn Italianate-style brackets. There is a lightning rod atop the cupola roof with an iron rod running to the south corner and thence to the ground. There are eight sheet metal downspouts (two on each side) running from the gutters to the ground. The downspouts facing the portico run outside the face of the columns. The cupola has two downspouts on its south and west sides.

The portico has a concrete floor with square red tile inlay. The ceiling of the portico is plastered with wood lath and is painted with a series of primitive trompe l'oeil coffered panels. Steps on each of the three sides lead to the portico. The northwest and southeast

steps are of brick masonry parged with concrete. In the northeast (front) base wall of the portico area series of elaborate cast iron vent grilles.

The main walls of the house are of brick masonry construction. The exterior faces of the walls are faced with stucco scored to imitate ashlar masonry. The Doric columns are built of brick masonry cylinders with a stucco facing providing architectural fluting and capitals. All stucco work is painted a beige color with the "stone" joints being picked out in white paint.

The window sash consist of two types. The windows facing onto the portico contain nine-over-nine double-hung sash extending to the floor of the portico. The remainder of the windows contain six-over-six double-hung sash. All windows have wood shutters (although some have been removed by the Park) with once-operable louvers. The louvers are now inoperable because of paint buildup. Each window opening has a cast iron lintel and sill piece. The lintels are fancy, each with a design of anthemia and acroteria. The windows of the cupola lack the cast iron lintels and sills, but are otherwise identical to the other windows. All exterior trim unless otherwise noted is painted dark brown. The walls of the cupola are faced with sheet metal painted cream.

There are four exterior doorways to the original portion of the house. The doorways to the side porticos are similar with the exception of the doors themselves differ from one another. The doorways are simple with nothing more than a masonry opening, frame, and door. The front doorway is quite elaborate, by comparison. It contains a masonry opening, frame door, two sidelights, and transom. The doorway is flanked by two Corinthian columns of wood, painted cream, on which carved wood brackets support a wood balcony with a cast iron railing painted black. Opening onto the balcony at the second floor level is a doorway once similar to the lower doorway. At present it contains a masonry opening, wood frame, center panel of concrete stucco, two small side doors, and a transom.

The interior has a simple plan consisting of nine major rooms on each floor with three rooms on either side of a center hallway divided into three sections. Each of the side rooms has a fireplace with a total of twelve fireplaces in the original section of the building. With exceptions, as noted, the walls are of brick masonry which has a smooth coat of plaster painted in various colors. Wood frame walls are located at the bathrooms, all closets, and the stair to the cupola. All of these rooms, except the bathrooms, closets, and the front upstairs hall, have large, molded plaster cornices. The major rooms of the first floor except the northwest parlor each contain elaborate, molded plaster Italianate-style rosettes in the center of their ceilings.

All chandeliers and lighting fixtures have been removed from the rooms with the exception of a glass chandelier which the Park has hung in the north parlor and wall sconces in three parlors.

With the exception of the west bedroom, the flooring is narrow hardwood. The floors of the first floor halls are laid in a herringbone pattern with the remainder of the rooms having straight flooring. The west bedroom has a wide board floor. This type of flooring underlies all of the other floors, as well. Five of the first floor rooms are

carpeted. The floors of the four bathrooms are tiled. In all of the bathrooms the lower walls are tiled complementary to the floors.

The center and rear halls contain U-shaped wood stairs with an open center well. These stairs share a common landing separated by a brick wall separating them with a door and transom. The stairs are virtually identical to each other with the major exception that the front stair does not contain sawn brackets applied to its stringer which are found on the rear stair.

Between the entry hall and the front first floor stair hall is a pair of wood Doric columns connected by a molded plaster arch. On the flanking walls are pilasters. The columns and arch are painted gray. The pilasters are white.

The fireplaces of the first floor, except for that in the dining room, contain marble hearths and mantels. The mantels of the north, northwest, and west rooms are quite plain and the mantels of the east and southeast parlors are carved. The dining room fireplace has a large, elaborate cast cement mantel. The fireplaces of the second floor contain marble hearths and wood mantels. The north and east bedroom mantels are Colonial Revival in style with pairs of Roman Doric columns supporting the mantel shelf. The southeast, south, and northwest bedroom fireplaces have simple Greek revival mantels. The west bedroom has a Tudor style mantel which is quite simple. At one time all of the fireplaces contained gas heating units, but some have been removed. Also removed in some rooms are cast iron gas-fired radiators. These occurred in all rooms, except the front stair halls.

The doors of the interior fall into two major categories. Almost all of the single-hung doors are original four-panel doors. Fifteen-light French doors are found in the five large openings between the first floor parlors, and in the doors opening into the addition hall, breakfast room, and sleeping porch. Door and window casings are wood, eared Greek Revival style with a few exceptions. Baseboards are of wood and of typical Greek Revival molding style. Attached to almost all the baseboards is a small strip which is either varnished or painted black, depending on its location. In the dining room is a molded wood plate rail. All interior woodwork, with the exception of the added baseboard strip, is painted white. At one time there were screens over the lower half of all of the windows. Some of these screens have been removed, leaving guide rails attached to the window casings. All of the second floor windows and the windows of the dining room and west parlor contain or contained venetian blinds, some of which have been removed.

Above the second floor and beneath the roof is a large, square open attic. The attic is finished only in the area immediately southeast of the stair and landing going to the cupola. Otherwise, the framing of the roof and of the second floor ceilings is exposed.

The cupola is a large octagonal room with flushboard walls covered with a thick, hard cream-colored paint. The floor is of wide boards similar to that found in the west bedroom. The baseboard and windows are painted white. The windows have or once had screens. The ceiling is of flushboard siding in an octagonal pattern. A chain for a lamp hangs from the center of the ceiling.

Below the first floor and portico is an unfinished crawlspace area. This area is defined by brick masonry foundation walls having narrow openings in them, dirt floors, and exposed framing for the first floor.

The exterior of the addition consists of a one-story section with basement surmounted by a smaller sleeping porch on the second floor level. The lower walls are brick masonry covered with concrete stucco which is scored to resemble ashlar masonry. The sleeping porch walls are frame, covered with identical stucco which has cracked in spots because of settlement problems. These cracks have been patched with tar.

The roof of the lower section is a shallow gable surrounded by a brick masonry parapet wall rising from the main walls. The roof of the upper section is a shallow hip roof rising to the eaves of the main section of the house. Both roofs are covered with asphalt shingles and roll roofing.

There are two stuccoed brick chimneys at the southwest wall of the sleeping porch.

There are four types of window sash used in the addition--fixed, cast iron, double-hung, and casement. Two basement windows are six-light fixed sash and another is nine-light sash, although all were nine-light at one time. The two basement windows facing the greenhouse have cast iron frames in a Roman-style design. The four northwest first-floor windows and the two windows at the west end of the first floor of the southwest wall contain nine-over-nine double-hung sash of an entirely different type than found in the main section of the house. The most common type of casement sash used is eight-light sash with a fixed transom above. With two exceptions, the casements are paired with the transom having four lights. These windows are located on all three sides of the sleeping porch, the southwest wall of the first floor and the east end of the southwest wall of the first floor. The last-mentioned location has a twelve-light casement sash with no transom.

At the rear (southwest) side of the addition is a small enclosed porch. At its basement level are stuccoed brick walls with two door openings, one missing its door. The upper porch has wainscoted lower walls with screening above. A flight of concrete steps rises along the southwest wall to the northwest side of the porch where a screen door opens into the porch. There is a wrought iron railing on the southwest side of the steps. The lower porch floor is dirt and its ceiling (and the floor of the upper porch) is concrete. The ceiling of the upper porch is wood. The interior of the upper porch is painted beige. Opening from the porch into the kitchen is a single-panel door. To the east of the door is a small two-over-two double-hung window.

Between the basement and first floor levels on the northwest wall is another doorway having a masonry opening door and screen door. The door is painted dark brown, as are the eaves of the sleeping porch. All other trimwork is painted white.

There are three floors inside the addition. The first floor contains four rooms, each unique in most aspects. These include a hall,

breakfast room, kitchen, and pantry. The hall contains a stair to the basement with a pipe railing surrounding the well, a closet, an incinerator, and a small passenger elevator. The breakfast room contains wood-paneled walls, built-in cupboards, a small built-in desk, and a fireplace with a gas unit inside. The kitchen, which no longer contains any appliances, does have two closets, two built-in cupboards, and a shelf area. The pantry is distinguished by a barrel-vaulted ceiling and an arched niche with a tile shelf on two levels.

There are ceramic tile floors in the pantry and breakfast room, a marble herringbone tile floor in the kitchen, and a concrete floor painted brown in the hall. The walls are plastered and painted except for the breakfast room as noted above and the kitchen which has a white tile wainscoting on its lower walls. The ceilings are plastered and painted white except the kitchen which has an accoustical tile ceiling.

The casement windows have, or had, exterior screens. The doors are generally either single-panel doors of fifteen-light French doors, with some exceptions, notably the door from the hall to the breakfast room which blends with the breakfast room.

The basement is divided into several rooms and crawlspaces. Below the kitchen and pantry is a single room having a concrete floor, brick masonry walls painted white and a beamed concrete ceiling. Below the breakfast room is a crawlspace having a dirt floor, brick masonry walls, and a beamed concrete ceiling. Below the hall is a small closet and crawlspace. The doors in the basement (three of them) are all dissimilar.

The sleeping porch is divided in half by a frame partition wall running southwest-northeast. Along this wall in the southeast half of the room is a double closet with sliding doors similar to those found in the west bedroom and south bedroom anteroom rooms of the main section of the house. The interior of the sleeping porch has plastered walls painted blue, an accoustical tile ceiling painted aqua, and a hardwood floor. Trimwork is painted blue, except for the baseboard which is white. There are interior screens for most of the windows of the sleeping porch.

In the interior corner between the southwest wall of the main section of the house and the southeast wall of the addition is a small greenhouse. It contains unpainted brick walls, a dirt floor, and a sea-green fiberglass roof. Its southeast wall has a fifteen-light French door flanked by eight-light sidelights. The southwest wall contains five two-over-two double-hung windows. The roof is supported by simple, exposed wood trusses. All trimwork is painted white.

III. Itemized Tables

A. Introduction

The following tables detail every major architectural item found in Grey Columns. Their purpose is to provide an exact picture of three primary areas - the existing conditions of the house, the appearance of the house during the period 1920-1934, and proposed recommendations for converting the structure for use as a visitors center and administrative offices.

There are several reasons for the use of a tabular format. A prose format offers more advantages in that one's rationale for decisions can be easily presented. However, because of the size and complexity of Grey Columns a prose format would have resulted in a far larger, and bulkier document. Thus, a tabular format has been used. The tables cover virtually all aspects of the building. There are two primary reasons for taking this approach. The first is that the information is needed by a number of individuals. Although only the first and second floors will be treated entirely, the attic and crawlspace areas will be used for mechanical systems and ductwork, thus necessitating information on these areas. The second is the need for an adequate recording of conditions prior to work. If, for example, the Varner family had kept records of their work on the building, the Historic Structures Report could have been much more easily written. It is hoped, therefore that the information in this report will prove to be of value in any future work on the building.

A number of analyses were used in the compilation of the material in the tables. Most widely used was a visual analysis of the fabric. In most cases changes and alterations were obvious at first sight. In certain, less obvious, areas x-ray photographs were made, revealing elements hidden for one reason or another. Sampling of the painted surfaces of the house was also undertaken. The samples were analyzed and the results used within the tables. For a more complete discussion of the paint and x-ray analyses please consult the appendices to this report. Also contained within the appendices is a discussion of the analysis of the stucco of the house. The results of that analysis will find their way into contract documents in the form of stucco formulas to be used in repair. Of course, supplementing the tables are the HABS drawings made by a summer team in 1978 and DSC personnel, and photographs, both modern and historical, which the reader is urged to consult.

B. Exterior

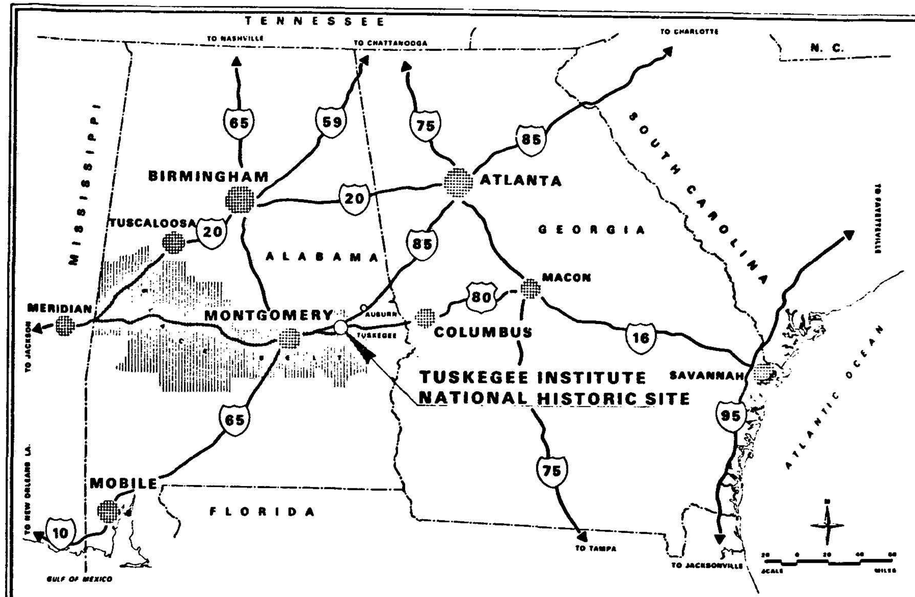

VICINITY MAP

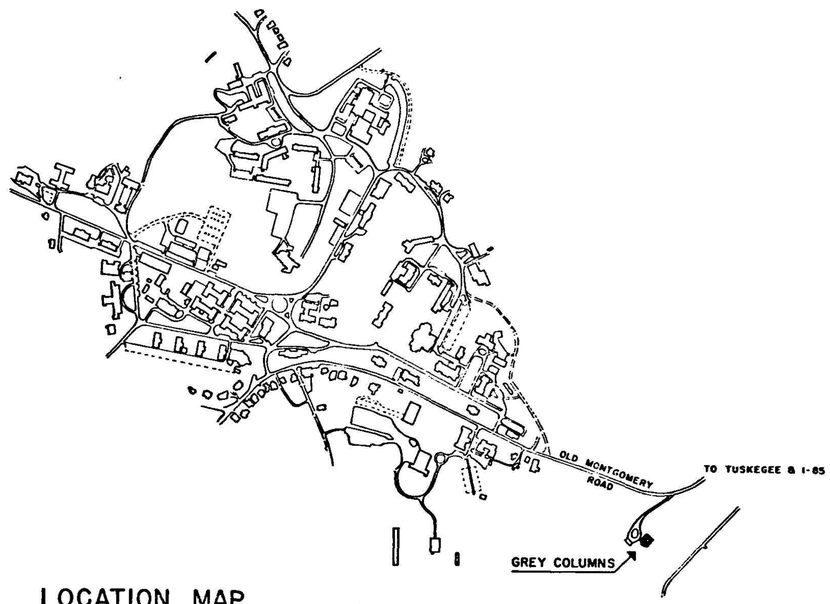

LOCATION MAP

GREY COLUMNS

CONSTRUCTED FROM 1854 THROUGH 1857 ACCORDING TO THE DESIGNS OF OWNER AND BUILDER, WILLIAM VARNER, GREY COLUMNS SERVED AS THE FOCAL POINT OF ONE OF THE VARNER PLANTATIONS. IN THE EARLY 1920's THE FAMILY MADE EXTENSIVE ALTERATIONS TO THE HOUSE FOLLOWING A FIRE. ALTERATIONS INCLUDED A NEW KITCHEN WING TO THE REAR AND BATHROOMS ADJACENT TO THE SECOND-FLOOR FRONT STAIR HALL AND TO THE SOUTH BEDROOM. IN 1934 THE HOUSE WAS RECORDED BY THE HISTORIC AMERICAN BUILDINGS SURVEY. IN THE 1950's ADDITIONAL ALTERATIONS WERE MADE, INCLUDING THE INSTALLATION OF BATHROOMS IN THE CLOSETS OF THE WEST PARLOR AND THE WEST BEDROOM. IN 1974 THE NATIONAL PARK SERVICE ACQUIRED GREY COLUMNS AS A PART OF THE TUSKEGEE INSTITUTE NATIONAL HISTORIC SITE AND IS CURRENTLY PROPOSING ADAPTIVE REUSE OF THE BUILDING AS A VISITOR ORIENTATION CENTER AND AS ADMINISTRATIVE OFFICES.

THIS PROJECT WAS UNDERTAKEN BY THE DENVER SERVICE CENTER OF THE NATIONAL PARK SERVICE IN COOPERATION WITH THE HISTORIC AMERICAN BUILDINGS SURVEY. GREY COLUMNS WAS MEASURED DURING THE SUMMER OF 1978 AND DRAWINGS BEGUN UNDER THE DIRECTION OF JOHN BURNS, H.A.B.S. ARCHITECT, STANLEY GETTLE, PROJECT SUPERVISOR AND PROFESSOR OF ARCHITECTURE AT TUSKEGEE INSTITUTE, AND DAVID ATES, HISTORICAL ARCHITECT AND DENVER SERVICE CENTER COORDINATOR, AND STUDENT ASSISTANT ARCHITECTS MICHELLE BEBBS, RUDOLPH BROWN, RONALD CARTER, ANITA SIGMOND (ALL OF TUSKEGEE INSTITUTE) AND MARCY BROOKS (TEXAS A & M UNIVERSITY). THE DRAWINGS WERE COMPLETED BY RUDOLPH BROWN, RANDALL COPELAND, AND DAVID ARBOGAST OF THE DENVER SERVICE CENTER.

INDEX OF DRAWINGS

1 COVER SHEET
2 SITE PLAN
3 FIRST AND SECOND FLOOR PLAN
4 BASEMENT AND ATTIC PLANS
5 NORTHEAST AND NORTHWEST ELEVATIONS
6 SOUTHWEST AND SOUTHEAST ELEVATIONS
7 TRANSVERSE SECTION AND DETAILS
8 DETAILS

REDUCED SIZE REPRODUCTION

DRAWN BY D. ARBOGAST CHECKED BY: D.L. ATES

OFFICE OF ARCHEOLOGY AND HISTORIC PRESERVATION UNDER DIRECTION OF THE NATIONAL PARK SERVICE UNITED STATES DEPARTMENT OF THE INTERIOR

TUSKEGEE INSTITUTE NATIONAL HISTORIC SITE
OLD MONTGOMERY ROAD
TUSKEGEE, ALABAMA
MACON COUNTY

GREY COLUMNS

SURVEY NO

HISTORIC AMERICAN BUILDINGS SURVEY
SHEET 1 OF 8 SHEETS

WIRE FENCE LINE
LINE OF WOODS
IRON FENCE END
4' ORNAMENTAL IRON FENCE
OLD MONTGOMERY ROAD
CONCRETE CURB AND GUTTER
GRAVEL DRIVE
WATER VALVE
MASONRY GATE POSTS
HOSE BIB
FOUNTAIN
BIRD BATH
BENCH
POOL
BENCH
HOSE BIB
LIGHT POLE
BRICK WALK
4" T.C. DRAIN LINE
BRICK WALK
BRICK WALK
CONCRETE WALK
4' ORNAMENTAL IRON FENCE
CONC.
DUG WELL
OLD FOOTPATH
PLANT PIT
OLD WIRE FENCE LINE

SITE PLAN

SCALE: 1"=20'

0 10 20 30 40 50 FEET

0 5 10 15 METERS

N

HISTORIC AMERICAN BUILDINGS SURVEY
SHEET 2 OF 6 SHEETS

SURVEY NO.

NAME AND LOCATION OF STRUCTURE
TUSKEGEE NATIONAL HISTORIC SITE
OLD MONTGOMERY ROAD
TUSKEGEE MACON COUNTY, ALABAMA

GREY COLUMNS

DRAWN BY: E. PRYCE REVISED BY: D. ARDQUIST CHECKED BY: R. L. ATES

OFFICE OF ARCHEOLOGY AND HISTORIC PRESERVATION
SOUTHEAST REGIONAL OFFICE
HISTORIC SITES DEPARTMENT OF THE INTERIOR

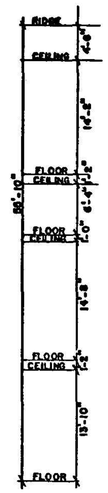

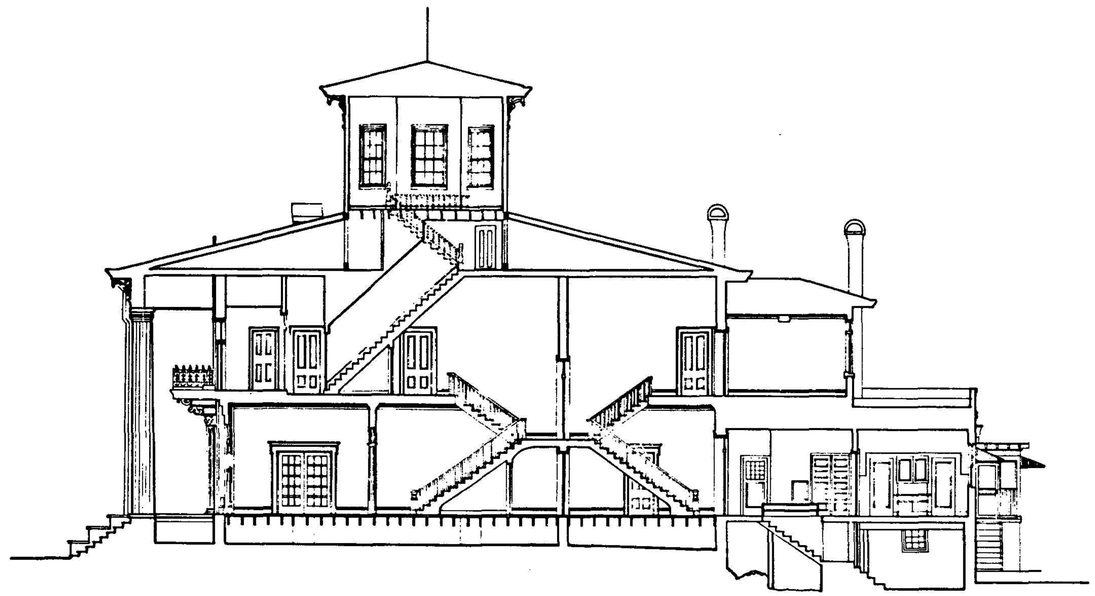

TRANSVERSE SECTION
SCALE: 1/8"
0 4 8 12 16 20'
0 1 2 3 4M

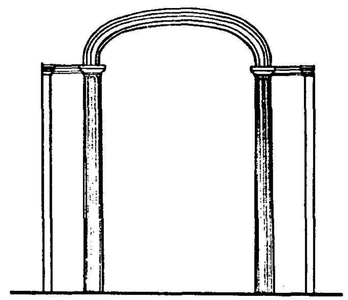

ENTRY HALL ARCH
SCALE: 3/4"= 1'-0"
0 1 2 3
0 .5 1 1.5M



CAST IRON PORTICO GRILLE
NOT TO SCALE



NORTHEAST DOORWAY AND BALCONY
SCALE: 3/4"= 1'-0"
0 1 2 4'
0 .5 1 1.5M

NAME AND LOCATION OF STRUCTURE
TUSKEGEE INSTITUTE NATIONAL HISTORIC SITE
OLD MONTGOMERY ROAD
MACON COUNTY TUSKEGEE ALABAMA

SURVEY NO

HISTORIC AMERICAN BUILDINGS SURVEY
SHEET 7 OF 8 SHEETS

GREY COLUMNS

A. SIGMOND REVISED BY: R. BROWN CHECKED BY: D. ARBOGAST

OFFICE OF ARCHEOLOGY AND HISTORIC PRESERVATION
UNDER DIRECTION OF THE NATIONAL PARK SERVICE
HISTORIC AMERICAN BUILDINGS SURVEY

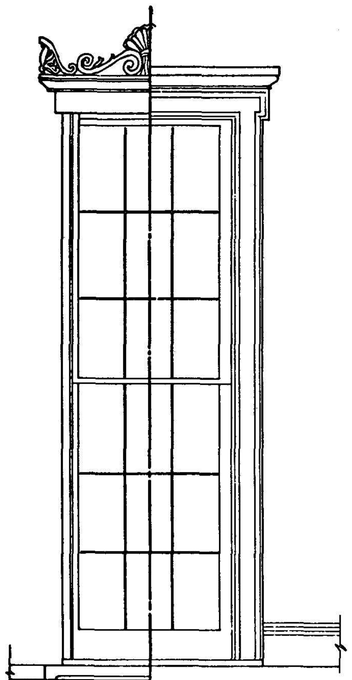

EXTERIOR INTERIOR
FIRST FLOOR WINDOW
FACING PORTICO

SCALE: 3/4"=1'-0"



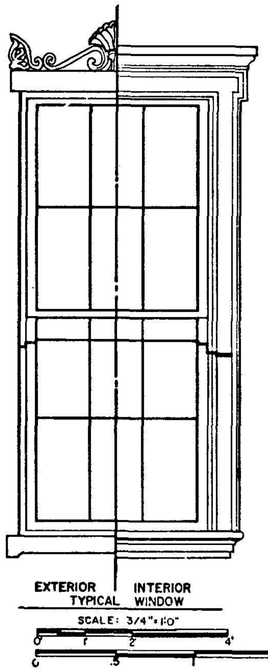

EXTERIOR INTERIOR
TYPICAL WINDOW

SCALE: 3/4"=1'-0"

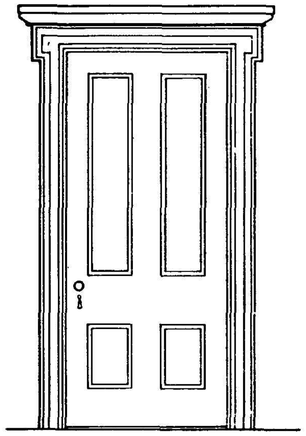

TYPICAL INTERIOR DOOR

SCALE: 3/4"=1'-0"

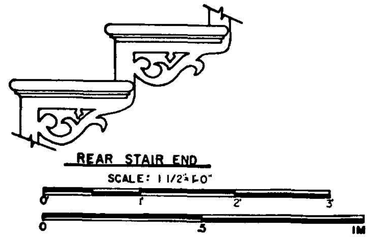

REAR STAIR END

SCALE: 1 1/2"=1'-0"





FRONT STAIR END AND BALUSTERS

SCALE: 1 1/2"=1'-0"



PORTICO COLUMN AND EAVES

SCALE: 1/2"=1'-0"



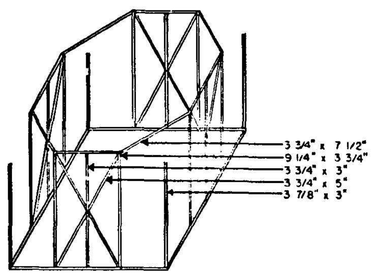

CUPOLA FRAMING (OBLIQUE VIEW)

SCALE: 1/8"=1'-0"

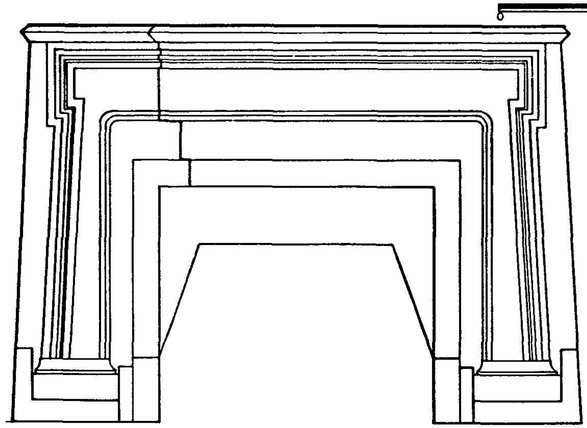

EAST AND SOUTHEAST PARLOR FIREPLACE

SCALE: 1 1/2"=1'-0"

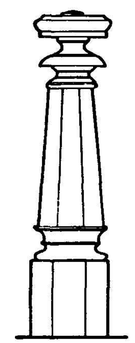

NEWEL POST

SCALE: 1 1/2"=1'-0"

HISTORIC AMERICAN BUILDINGS SURVEY
SHEET 8 OF 8 SHEETS

SURVEY NO.

NAME AND LOCATION OF STRUCTURE
TUSKEGEE INSTITUTE NATIONAL HISTORIC SITE
OLD MONTGOMERY ROAD
MACON COUNTY TUSKEGEE, ALABAMA

GREY COLUMNS

DRAWN BY: H. BROWN, REVISED BY I.R. BROWN CHECKED BY: DAVID D. ARBOGAST

OFFICE OF ARCHEOLOGY AND HISTORIC PRESERVATION
HERITAGE CONSERVATION AND RECREATION SERVICES
UNITED STATES DEPARTMENT OF THE INTERIOR

Northeast Portico

EXISTING CONDITIONS					1920-1934 DESCRIPTIONS		RECOMMENDATIONS					
ELEMENT	MATERIAL	CONDITION	PERIOD	COMMENTS	MATERIAL	COMMENTS	PRESERVE	REPAIR	REPLACE IN KIND	REMOVE	INSTALL	COMMENTS
S. E. Wall	Brick masonry	Good	1850		Same		X					
	Stucco	Good	1850	Horsehair and lime	Same	Scored to imitate stone	X					
	Baseboard	Good	1850	Concrete parging	Same		X					
	Beige paint	Fair	1940	Munsell 7.5YR 8/2	Unknown	Inconclusive sample	X					
	White paint	Fair	1940	Outlining "stored" joints	Unknown		X					
Ceiling	Wood lath	Good	1850		Same		X					
	Stucco	Good	1850	Horsehair and lime	Same		X				X	Recessed can lights in panel centers
	Beige paint	Fair	1940	Munsell 7.5YR 8/2	Unknown	Inconclusive sample	X					
	Tan paint	Fair	1940	Munsell 7.5YR 8/4	Unknown	Panel centers	X					
	White paint	Fair	1940	Munsell N 9.0/	Unknown	Panel inner Edges	X					
	Brown paint	Fair	1940	Munsell 10YR 3/1	Brown paint	Munsell 7.5YR 6/4	X					
Floor	Concrete	Good	1920		Same		X					
	Tilework	Good	1920	4" square red tiles	Same	Inside concrete border	X					
Lower Doorway	Wood casing	Good	1850	Three-panel jambs and head	Same		X					
	Door	Good	1850	Four, elaborate panels	Same				X			Rehang for fire exit
	Sidelights (2)	Good	1850	Three panes above wood panel	Same		X					
	Transom	Fair	1850	Seven lights, five panes each	Same				X			
	Brown paint	Good	Park	Munsell 5YR 3/2	Brown paint	Munsell 7.5YR 4/3	X					
	Metal brackets (2)	Missing	1920	Stored by Park	Same					X		
Upper Doorway	Wood casing	Fair	1850		Same				X			
	Wood lintel	Good	1850	Similar to window lintels	Same		X					
	Stucco	Good	1920	Center portion	Same	Originally 4-panel door					X	New historical door
	Wood panel	Good	1920	Access to sink plumbing	Same						X	
	Doors (2)	Fair	1920	Pressed glass panel over wood panel	Same	Origininally 3-light over wood panel sidelights					X	New sidelights
	Screen doors	Fair	1920	Two screen panels each	Same	Orginally none					X	
	Transom	Fair	1920	Hinged, 3-panes pressed glass	Same	Originally 7-light transom					X	New transom
	Brown paint	Fair	1960	Munsell 5YR 3/2	Brown paint	Munsell 7.5YR 4/3	X					Paint new work

Northeast Portico Cont. (1)

ELEMENT	MATERIAL	CONDITION	PERIOD	COMMENTS	1920-1934 DESCRIPTIONS: MATERIAL	1920-1934 DESCRIPTIONS: COMMENTS	RECOMMENDATIONS: PRESERVE	REPAIR	REPLACE IN KIND	REMOVE	INSTALL	COMMENTS
Balcony	Framing	Fair	1850		Same		X					
	Wood floor	Fair	1850	Laid N. E. - S. W.	Same			X				
	Step	Fair	1920	Added with bathroom	Same					X		
	Railing	Fair	1850	Cast iron	Same		X					
	Wood edge	Good	1850		Same		X					
	Brackets	Good	1850	Carved wood	Same		X					
	Underside	Good	1850	Flush wood boards	Same		X					
	Light	Good	1920	Bare incandescent bulb	Same	In center of underside				X		
	Columns (2)	Good	1850	Corinthian, carved wood	Same		X					
	Black paint	Good	1960	On railing	Similar		X					Railing
	Brown paint	Good	1960	Munsell 5YR 3/2	Brown paint	Munsell 7.5YR 4/3	X					
	White paint	Good	Park	Munsell 5Y 9/1.5	White paint	Munsell 5Y 8.5/1	X					
W. Window, N. Parlor	Masonry opening	Good	1850		Same		X					
	Lintel and sill	Good	1850	Cast iron	Same		X					
	Wood frame	Good	1850		Same		X					
	9/9 d.h. sash	Fair	1850		Same			X				
	Shutters (2)	Fair	1850	Two sets of louvers each	Same			X				
	Brown paint	Good	Park	Munsell 5YR 3/2	Brown paint	Munsell 7.5YR 4/4	X					
E. Window, N. Parlor	Masonry opening	Good	1850		Same		X					
	Lintel and sill	Good	1850	Cast iron	Same		X					
	Wood frame	Good	1850		Same		X					
	9/9 d.h. sash	Fair	1850		Same			X				
	Shutters (2)	Fair	1850	East shutter removed by Park	Same			X				
	Brown paint	Good	Park	Munsell 5YR 3/2	Brown paint	Munsell 7.5YR 4/4	X					
W. Window, E. Parlor	Masonry opening	Good	1850		Same		X					
	Lintel and sill	Good	1850	Cast iron	Same		X					
	Wood frame	Good	1850		Same		X					
	9/9 d.h. sash	Fair	1850		Same			X				
	Shutters (2)	Fair	1850	Two sets of louvers each	Same			X				
	Brown paint	Good	Park	Munsell 5YR 3/2	Brown paint	Munsell 7.5YR 4/4	X					

Northeast Portico Cont. (2)

EXISTING CONDITIONS					1920-1934 DESCRIPTIONS		RECOMMENDATIONS					
ELEMENT	MATERIAL	CONDITION	PERIOD	COMMENTS	MATERIAL	COMMENTS	PRESERVE	REPAIR	REPLACE IN KIND	REMOVE	INSTALL	COMMENTS
E. Window, E. Parlor	Masonry opening	Good	1850		Same		X					
	Lintel and sill	Good	1850	Cast iron	Same		X					
	Wood frame	Good	1850		Same		X					
	9/9 d.h.sash	Fair	1850		Same			X				
	Shutters (2)	Fair	1850	East shutter removed by Park	Same			X				
	Brown paint	Good	Park	Munsell 5YR 3/2	Brown paint	Munsell 7.5YR 4/4	X					
W. Window, N. Bedroom	Masonry opening	Good	1850		Same		X					
	Lintel & Sill	Good	1850	Cast iron	Same		X					
	Wood frame	Good	1850		Same		X					
	6/6 d.h. sash	Fair	1850		Same			X				
	Shutters (2)	Fair	1850	Two sets of louvers each	Same			X				
	Brown paint	Good	Park	Munsell 5YR 3/2	Brown paint	Munsell 7.5YR 4/4	X					
E. Window, N. Bedroom	Masonry opening	Good	1850		Same		X					
	Lintel & Sill	Good	1850	Cast iron	Same		X					
	Wood frame	Good	1850		Same		X					
	6/6 d.h. sash	Fair	1850		Same			X				
	Shutters (2)	Fair	1850	Two sets of louvers each	Same			X				
	Brown paint	Good	Park	Munsell 5YR 3/2	Brown paint	Munsell 7.5YR 4/4	X					
W. Window, E. Bedroom	Masonry opening	Good	1850		Same		X					
	Lintel & Sill	Good	1850	Cast iron	Same		X					
	Wood frame	Good	1850		Same		X					
	6/6 d.h. sash	Fair	1850		Same			X				
	Shutters (2)	Fair	1850	Two sets of louvers each	Same			X				
	Brown paint	Good	Park	Munsell 5YR 3/2	Brown paint	Munsell 7.5YR 4/4	X					

Northeast Portico Cont. (3)

EXISTING CONDITIONS					1920-1934 DESCRIPTIONS		RECOMMENDATIONS					
ELEMENT	MATERIAL	CONDITION	PERIOD	COMMENTS	MATERIAL	COMMENTS	PRESERVE	REPAIR	REPLACE IN KIND	REMOVE	INSTALL	COMMENTS
E. Window, E. Bedroom	Masonry opening	Good	1850		Same		X					
	Lintel & Sill	Good	1850	Cast iron	Same		X					
	Wood frame	Good	1850		Same		X					
	6/6 d.h. sash	Fair	1850		Same			X				
	Shutters (2)	Fair	1850	Two sets of louvers each	Same			X				
	Brown paint	Good	Park	Munsell 5YR 3/2	Brown paint	Munsell 7.5YR 4/4	X					
Electric	Lights (2)	Good	1920	Incandescent, each end	Same	Cast iron brackets	X					
	Black paint	Good	Park	On brackets	Similar		X					
	Conduit	Good	1960	Exposed on wall	Similar		X					
Plumbing	Vent pipe	Good	1920	East of upper doorway	Same					X		



Northeast Portico - Balcony Detail



Northeast Elevation

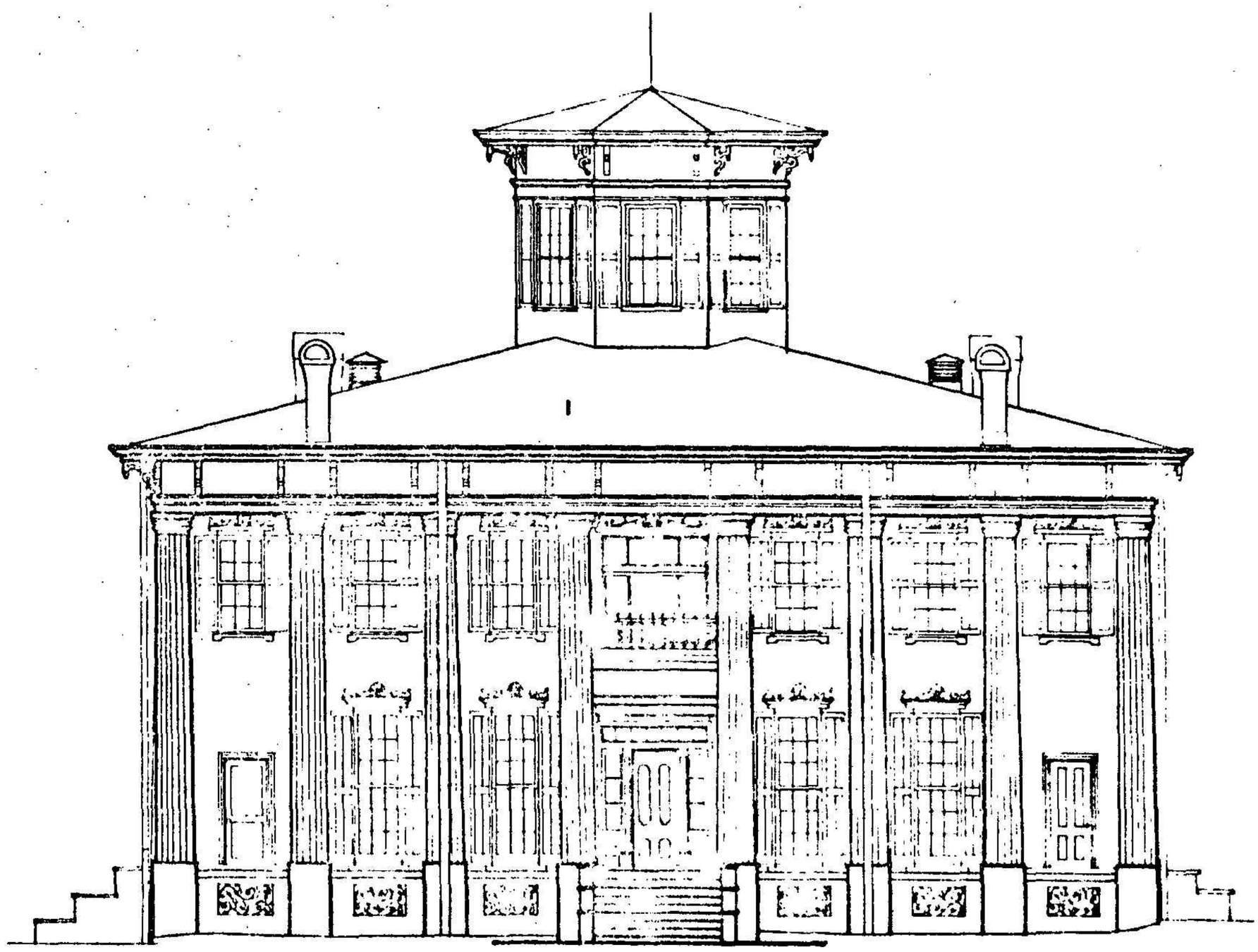

NORTHEAST ELEVATION

SCALE: 1/8" = 1'-0"

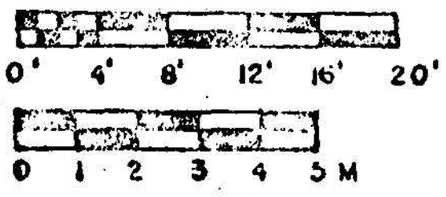

Northeast Elevation

EXISTING CONDITIONS					1920-1934 DESCRIPTIONS		RECOMMENDATIONS					
ELEMENT	MATERIAL	CONDITION	PERIOD	COMMENTS	MATERIAL	COMMENTS	PRESERVE	REPAIR	REPLACE IN KIND	REMOVE	INSTALL	COMMENTS
Architrave	Wood eaves	Fair	1850		Same			X				
	Wood brackets	Fair	1850	Paired over columns	Same			X				
	Wood band	Fair	1850	Below brackets	Same			X				
	Wood panels(7)	Fair	1850	Some twisting and warping	Same	Under beam, between columns		X				
	Brown paint	Good	Park	Munsell 5YR 3/2	Brown paint	Munsell 7.5YR 4/4	X					
	Wood beam	Good	1850	Slight sagging evident	Same	Quite large	X					
	Wood lath	Good	1850	Nailed to beam	Same		X					
	Stucco	Fair	1850	Some cracking	Same	Lime and horsehair type	X	X				
	Beige paint	Fair	1940	Munsell 7.5YR 8/2	Unknown	Inconclusive sample	X					
Columns (8)	Brick masonry	Good	1850	Cylindrical drums	Same	Third and fifth with down-spouts (inside originally)	X					
	Stucco	Fair	1850	Fluted and formed into Doric columns	Same			X				
	Beige paint	Poor	1940	Worn off outer sides	Unknown	Inconclusive sample					X	Repaint
	Wood abaci (8)	Fair	1850	Plain wood blocks	Same			X				Treat with epoxy
	Brown paint	Fair	Park	Munsell 5YR 3/2	Brown paint	Munsell 7.5YR 4/4					X	Repaint
	Concrete plinth	Good	1920	Parging over brick masonry	Same		X					
Base wall	Brick masonry	Good	1850		Same		X					
	Stucco	Good	1920	Concrete	Same		X					
Vents (6)	Masonry opening	Good	1850		Same		X					
	Grilles	Good	1850	Cast iron	Same		X					
	Brown paint	Good	Park	Munsell 5YR 3/2	Brown paint	Munsell 7.5YR 4/4	X					
Steps (9)	Brick masonry	Good	1850		Same		X					
	Concrete parging	Good	1920		Same		X					
	White marble	Good	1920	Facing on treads and risers, top of flanking sections	Same		X					
Downspouts (2)	Sheet metal	Good	1950	Front of 3rd and 5th columns	Similar	Ran inside columns				x	x	Restore if feasible

Southeast Portico

EXISTING CONDITIONS					1920-1934 DESCRIPTIONS		RECOMMENDATIONS					
ELEMENT	MATERIAL	CONDITION	PERIOD	COMMENTS	MATERIAL	COMMENTS	PRESERVE	REPAIR	REPLACE IN KIND	REMOVE	INSTALL	COMMENTS
Walls	Brick masonry	Fair	1850	Southwest and northwest walls	Same		X					
	Stucco	Fair	1850	Settlement crack in S.W. wall	Same	Scored to resemble stone		X				
	Baseboard	Good	1920	Concrete parging	Same		X					
	Beige paint	Fair	1940	Munsell 7.5YR 8/2	Unknown	Inconclusive sample	X					
	White paint	Fair	1940	Outlining "stone joints	Unknown		X					
Ceiling	Wood lath	Good	1850		Same							
	Stucco	Good	1850	Horeshair and lime	Same		X				X	Recessed can lights in panel centers
	Beige paint	Fair	1940	Munsell 7.5YR 8/2	Unknown	Inconclusive sample	X					
	Tan paint	Fair	1940	Munsell 7.5YR 8/2	Unknown	Panel centers	X					
	White paint	Fair	1940	Munsell N 9.0/	Unknown	Panel inner edges	X					
	Brown paint	Fair	1940	Munsell 10YR 3/1	Brown paint	Munsell 7.5YR 6/4	X					
Floor	Concrete	Good	1920		Same		X					
	Tilework	Good	1920	4" square red tiles	Same	Inside concrete border	X					
Doorway to Dining Room	Masonry opening	Good	1850		Same		X					
	Wood frame	Good	1850	Two-panel jambs and head	Same		X					
	Door	Good	1920	8 panes over single wood panel	Same	Originally 4-panel door				X	X	New 4-panel door
	Screen door	Good	1920		Same					X		Repair hinge areas
	Brown paint	Good	Park	Munsell 5YR 3/2	Brown paint	Munsell 7.5YR 4/4	X					
S. Window, S.E. Parlor	Masonry opening	Good	1850		Same		X					
	Lintel and sill	Good	1850	Cast iron	Same		X					
	Wood frame	Good	1850		Same		X					
	9/9 d.h. sash	Fair	1850		Same			X				
	Shutters (2)	Fair	1850	Two sets of louvers each	Same			X				
	Brown paint	Good	Park	Munsell 5YR 3/2	Brown paint	Munsell 7.5YR 4/4	X					
N. Window S.E. Parlor	Masonry opening	Good	1850		Same		X					
	Lintel and sill	Good	1850	Cast iron	Same		X					
	Wood frame	Good	1850		Same		X					
	9/9 d.h. sash	Fair	1850		Same			X				
	Shutters (2)	Fair	1850	Two sets of louvers each	Same			X				
	Brown paint	Good	Park	Munsell 5YR 3/2	Brown paint	Munsell 7.5YR 4/4	X					

Southeast Portico Cont. (1)

EXISTING CONDITIONS					1920-1934 DESCRIPTIONS		RECOMMENDATIONS					
ELEMENT	MATERIAL	CONDITION	PERIOD	COMMENTS	MATERIAL	COMMENTS	PRESERVE	REPAIR	REPLACE IN KIND	REMOVE	INSTALL	COMMENTS
S. Window, E. Parlor	Masonry opening	Good	1850		Same		x					
	Lintel and sill	Good	1850	Cast iron	Same		x					
	Wood frame	Good	1850		Same			x				
	9/9 d.h. sash	Fair	1850		Same			x				
	Shutters (2)	Fair	1850	Two sets of louvers each	Same			x				
	Brown paint	Good	Park	Munsell 5YR 3/2	Brown paint	Munsell 7.5YR 4/4					x	Repaint
N. Window, E. Parlor	Masonry opening	Good	1850		Same		x					
	Lintel and sill	Good	1850	Cast iron	Same		x					
	Wood frame	Good	1850		Same		x					
	9/9 d.h. sash	Fair	1850		Same			x				
	Shutters (2)	Fair	1850	Two sets of louvers each	Same			x				
	Brown paint	Good	Park	Munsell 5YR 3/2	Brown paint	Munsell 7.5YR 4/4					x	Repaint
S. Bedroom Window	Masonry opening	Good	1850		Same		x					
	Lintel and sill	Good	1850	Cast iron	Same		x					
	Wood frame	Good	1850		Same		x					
	6/6 d.h. sash	Fair	1850		Same			x				
	Shutters (2)	Fair	1850	Two sets of louvers each	Same			x				
	Brown paint	Good	Park	Munsell 5YR 3/2	Brown paint	Munsell 7.5YR 4/4					x	Repaint
S. Window, S.E. Bedroom	Masonry opening	Good	1850		Same		x					
	Lintel and sill	Good	1850	Cast iron	Same		x					
	Wood frame	Good	1850		Same		x					
	6/6 d.h. sash	Fair	1850		Same			x				
	Shutters (2)	Fair	1850	Two sets of louvers each	Same			x				
	Brown paint	Good	Park	Munsell 5YR 3/2	Brown paint	Munsell 7.5YR 4/4					x	Repaint
N. Window, S.E. Bedroom	Masonry opening	Good	1850		Same		x					
	Lintel and sill	Good	1850	Cast iron	Same		x					
	Wood frame	Good	1850		Same		x					
	6/6 d.h. sash	Fair	1850		Same			x				
	Shutters (2)	Fair	1850	Two sets of louvers each	Same			x				
	Brown paint	Good	Park	Munsell 5YR 3/2	Brown paint	Munsell 7.5YR 4/4					x	Repaint

Southeast Portico Cont. (2)

EXISTING CONDITIONS					1920-1934 DESCRIPTIONS		RECOMMENDATIONS					
ELEMENT	MATERIAL	CONDITION	PERIOD	COMMENTS	MATERIAL	COMMENTS	PRESERVE	REPAIR	REPLACE IN KIND	REMOVE	INSTALL	COMMENTS
S. Window, E. Bedroom	Masonry opening	Good	1850		Same		x					
	Lintel and sill	Good	1850	Cast iron	Same		x					
	Wood frame	Good	1850		Same		x					
	6/6 d.h. sash	Fair	1850		Same			x				
	Shutters (2)	Fair	1850	Two sets of louvers each	Same			x				
	Brown paint	Good	Park	Munsell 5YR 3/2	Brown paint	Munsell 7.5R 4/4					x	Repaint
N. Window, E. Bedroom	Masonry opening	Good	1850		Same							
	Lintel and sill	Good	1850	Cast iron	Same		x					
	Wood frame	Good	1850		Same		x					
	6/6 d.h. sash	Fair	1850		Same		x					
	Shutters (2)	Fair	1850	Two sets of louvers each	Same			x				
	Brown paint	Good	Park	Munsell 5YR 3/2	Brown paint	Munsell 7.5R 4/4		x				
Electric Light	Fixture	Good	1920	Incandescent, west of doorway	Same	Cast iron bracket					x	Repaint
	Black paint	Good	Park	On bracket, not sampled	Unknown	Probably very dark green				x		
	Conduit	Good	1960	Exposed on southeast wall	Similar					x		



SOUTHEAST ELEVATION

SCALE: 1/8"= 1'- 0"

0' 4' 8' 12' 16' 20'

0 1 2 3 4 5 M.

Southeast Elevation

EXISTING CONDITIONS					HISTORICAL DESCRIPTIONS		RECOMMENDATIONS					
ELEMENT	MATERIAL	CONDITION	PERIOD	COMMENTS	MATERIAL	COMMENTS	PRESERVE	REPAIR	REPLACE IN KIND	REMOVE	INSTALL	COMMENTS
Architrave	Wood eaves	Fair	1850		Same			x				
	Wood brackets	Fair	1850	Paired	Same			x				
	Wood band	Fair	1850	Below brackets	Same			x				
	Wood panels(5)	Fair	1850	Some twisting and warping	Same	Under beam, between columns		x				
	Brown paint	Good	Park	Munsell 5YR 3/2	Brown paint	Munsell 7.5YR 4/4	x					
	Wood beam	Good	1850	Slight sagging evident	Same	Quite large	x					
	Wood lath	Good	1850	Nailed to beam	Same		x					
	Stucco	Fair	1850	Some cracking	Same	Lime and horsehair type	x	x				
	Beige paint	Fair	1940	Munsell 7.5YR 8/2	Unknown	Inconclusive sample	x					
Columns (5)	Brick masonry	Good	1850	Cylindrical drums	Same	Center column with downspout (originally inside)	x					
	Stucco	Fair	1850	Fluted and formed into Doric columns	Same			x				
	Beige paint	Poor	1940	Worn off outer sides	Unknown	Inconclusive sample					x	Repaint
	Wood abaci (5)	Fair	1850	Plain wood blocks	Same			x				Treat with epoxy
	Brown paint	Fair	Park	Munsell 5YR 3/2	Brown paint	Munsell 7.5 4/4					x	Repaint
	Concrete plinth	Good	1920	Parging over brick masonry	Same		x					
Pilaster	Brick masonry	Good	1850	Square pilaster	Same	At south end of portico	x					
	Stucco	Good	1850	Formed into flat Doric pilaster	Same	Scored to resemble masonry	x					
	Beige paint	Fair	1940	Munsell 7.5YR 8/2	Unknown	Inconclusive sample	x					
	White paint	Fair	1940	Outlining "Stone" joints	Unknown		x					
Base Wall	Brick masonry	Good	1850		Same		x					
	Stucco	Good	1920	Concrete	Same		x					
Steps (10)	Brick masonry	Good	1850		Same		x					
	Concrete	Good	1920		Same		x					
Wall	Brick masonry	Good	1850	At south end of elevation	Same		x					
	Stucco	Good	1850	Above water table	Same	Scored to resemble stone	x					
	White paint	Fair	1940	Outlining scored stonework	Unknown		x					
	Water table	Good	1920	Concrete	Same		x					
	Base stucco	Good	1920	Concrete, below water table	Same		x					
	Beige paint	Fair	1940	Upper stucco, Munsell 7.5YR 8/2	Unknown	Inconclusive sample	x					

Southeast Elevation Cont.

EXISTING CONDITIONS					1920-1934 DESCRIPTIONS		RECOMMENDATIONS					
ELEMENT	MATERIAL	CONDITION	PERIOD	COMMENTS	MATERIAL	COMMENTS	PRESERVE	REPAIR	REPLACE IN KIND	REMOVE	INSTALL	COMMENTS
S. Window, Dining Room	Masonry opening	Good	1850		Same		x					
	Lintel & sill	Good	1850	Cast iron	Same		x					
	Wood frame	Good	1850		Same		x					
	6/6 d.h. sash	Fair	1850		Same			x				
	Shutters (2)	Fair	1850	North shutter removed by Park	Same			x				
	Brown paint	Good	Park	Munsell 5YR 3/2	Brown paint	Munsell 7.5YR 4/4	x					
N. Window, Dining Room	Masonry opening	Good	1850		Same		x					
	Lintel & sill	Good	1850	Cast iron	Same		x					
	Wood frame	Good	1850		Same		x					
	6/6 d.h. sash	Fair	1850		Same			x				
	Shutters (2)	Fair	1850	South shutter removed by Park	Same			x				
	Brown paint	Good	Park	Munsell 5YR 3/2	Brown paint	Munsell 7.5YR 4/4	x					
S. Window, S. Bedroom	Masonry opening	Good	1850		Same		x					
	Lintel and sill	Good	1850	Cast iron	Same		x					
	Wood frame	Good	1850		Same		x					
	6/6 d.h. sash	Fair	1850		Same			x				
	Shutters (2)	Fair	1850	Two sets of louvers each	Same			x				
	Brown paint	Good	Park	Munsell 5YR 3/2	Brown paint	Munsell 7.5YR 4/4	x					
N. Window, S. Bedroom	Masonry opening	Good	1850		Same		x					
	Lintel & sill	Good	1850	Cast iron	Same		x					
	Wood frame	Good	1850		Same		x					
	6/6 d.h. sash	Fair	1850		Same			x				
	Shutters (2)	Fair	1850	Two sets of louvers each	Same			x				
	Brown paint	Good	Park	Munsell 5YR 3/2	Brown paint	Munsell 7.5YR 4/4	x					
Downspouts (2)	Sheet metal	Good	1950	Front of center column and south end of portico	Similar	Ran inside column				x	x	Restore, if feasible
Electric	Outlet	Good	1960	In base of column second from north end	None		x					



Southeast Elevation



Northwest Elevation

Northwest Portico

EXISTING CONDITIONS					HISTORICAL DESCRIPTIONS		RECOMMENDATIONS					
ELEMENT	MATERIAL	CONDITION	PERIOD	COMMENTS	MATERIAL	COMMENTS	PRESERVE	REPAIR	REPLACE IN KIND	REMOVE	INSTALL	COMMENTS
Walls	Brick masonry	Good	1850	Southwest and southeast	Same		x					
	Stucco	Fair	1850	Minor cracking in S.W. wall	Same	Scored to resemble stone	x					
	Baseboard	Good	1920	Concrete parging	Same		x					
	Beige paint	Fair	1940	Munsell 7.5YR 8/2	Unknown	Inconclusive sample	x					
Ceiling	Wood lath	Good	1850		Same		x				x	Recessed can lights in panel centers
	Stucco	Good	1850	Horsehair and lime	Same		x					
	Beige paint	Fair	1940	Munsell 7.5YR 8/2	Unknown	Background paint	x					
	Tan paint	Fair	1940	Munsell 7.5YR 8/4	Unknown	Panel centers	x					
	White paint	Fair	1940	Munsell N 9.0/	Unknown	Panel inner edges	x					
	Brown paint	Fair	1940	Munsell 10YR 3/1	Brown paint	Munsell 7.5YR 6/4	x					
Floor	Concrete	Good	1920		Same		x					
	Tilework	Good	1920	4" square red tiles	Same	Inside concrete border	x					
Doorway to West Parlor	Masonry opening	Good	1850		Same		x					
	Wood frame	Good	1850	Two-panel jambs and head	Same		x					
	Door	Good	1850	Four panels	Same			x				Rehang for fire exit
	Screen door	Missing	1920	Hinge marks in frame	Same		x					
	Brown paint	Good	Park	Munsell 5YR 3/2	Brown paint	Munsell 7.5YR 4/4	x					
S. Window, N.W. Parlor	Masonry opening	Good	1850		Same		x					
	Lintel and sill	Good	1850	Cast iron	Same		x					
	Wood frame	Good	1850		Same		x					
	9/9 d.h. sash	Fair	1850		Same			x				
	Shutters (2)	Fair	1850	Two sets of louvers each	Same			x				
	Brown paint	Good	Park	Munsell 5YR 3/2	Brown paint	Munsell 7.5YR 4/4	x					
N. Window, N. W. Parlor	Masonry opening	Good	1850		Same		x					
	Lintel and sill	Good	1850	Cast iron	Same		x					
	Wood frame	Good	1850		Same		x					
	9/9 d.h. sash	Fair	1850		Same			x				
	Shutters (2)	Fair	1850	Two sets of louvers each	Same			x				
	Brown paint	Good	Park	Munsell 5YR 3/2	Brown paint	Munsell 7.5YR 4/4	x					

Northwest Portico Cont. (1)

EXISTING CONDITIONS					1920-1934 DESCRIPTIONS		RECOMMENDATIONS					
ELEMENT	MATERIAL	CONDITION	PERIOD	COMMENTS	MATERIAL	COMMENTS	PRESERVE	REPAIR	REPLACE IN KIND	REMOVE	INSTALL	COMMENTS
S. Window, N. Parlor	Masonry opening	Good	1850		Same		x					
	Lintel and sill	Good	1850	Cast iron	Same		x					
	Wood frame	Good	1850		Same		x					
	9/9 d.h. sash	Fair	1850		Same			x				
	Shutters (2)	Fair	1850	Two sets of louvers each	Same			x				
	Brown paint	Good	Park	Munsell 5YR 3/2	Brown paint	Munsell 7.5YR 4/4	x					
N. Window, N. Parlor	Masonry opening	Good	1850		Same		x					
	Lintel and sill	Good	1850	Cast iron	Same		x					
	Wood frame	Good	1850		Same		x					
	9/9 d.h. sash	Fair	1850		Same			x				
	Shutters (2)	Fair	1850	Two sets of louvers each	Same			x				
	Brown paint	Good	Park	Munsell 5YR 3/2	Brown paint	Munsell 7.5YR 4/4	x					
W. Bedroom Window	Masonry opening	Good	1850		Same		x					
	Linte: & sill	Good	1850	Cast iron	Same		x					
	Wood frame	Good	1850		Same		x					
	6/6 d.h. sash	Fair	1850		Same			x				
	Shutters (2)	Fair	1850	Two sets of louvers each	Same			x				
	Brown paint	Good	Park	Munsell 5YR 3/2	Brown paint	Munsell 7.5YR 4/4	x					
S. Window, N. W. Bedroom	Masonry opening	Good	1850		Same		x					
	Lintel & sill	Good	1850	Cast iron	Same		x					
	Wood frame	Good	1850		Same		x					
	6/6 d.h. sash	Fair	1850		Same			x				
	Shtters (2)	Fair	1850	Two sets of louvers each	Same			x				
	Brown paint	Good	Park	Munsell 5YR 3/2	Brown paint	Munsell 7.5YR 4/4	x					
N. Window, N.W. Bedroom	Masonry opening	Good	1850		Same		x					
	Lintel & sill	Good	1850	Cast iron	Same		x					
	Wood frame	Good	1850		Same		x					
	6/6 d.h. sash	Fair	1850		Same			x				
	Shutters (2)	Fair	1850	Two sets of louvers each	Same			x				
	Brown paint	Good	Park	Munsell 5YR 3/2	Brown paint	Munsell 7.5YR 4/4	x					

Northwest Portico Cont. (2)

EXISTING CONDITIONS					HISTORICAL DESCRIPTIONS		RECOMMENDATIONS					
ELEMENT	MATERIAL	CONDITION	PERIOD	COMMENTS	MATERIAL	COMMENTS	PRESERVE	REPAIR	REPLACE IN KIND	REMOVE	INSTALL	COMMENTS
S. Window	Masonry opening	Good	1850		Same		x					
N. Bedroom	Lintel and sill	Good	1850	Cast iron	Same		x					
	Wood frame	Good	1850		Same		x					
	6/6 d.h. sash	Fair	1850		Same			x				
	Shutters (2)	Fair	1850	Two sets of louvers each	Same			x				
	Brown paint	Good	Park	Munsell 5YR 3/2	Brown paint	Munsell 7.5YR 4/4	x					
N. Window,	Masonry opening	Good	1850		Same							
N. Bedroom	Lintel and sill	Good	1850	Cst iron	Same		x					
	Wood frame	Good	1850		Same		x					
	6/6 d.h. sash	Fair	1850		Same		x					
	Shutters (2)	Fair	1850	Two sets of louvers each	Same			x				
	Brown paint	Good	Park	Munsell 5YR 3/2	Brown paint	Munsell 7.5YR 4/4	x					
Electric	Fixture	Good	1960	Incandescent, west of doorway	Other fixture	Cast iron bracket				x		
	Conduits (3)	Good	1960	Exposed on southeast wall	Similar					x		
	Switch boxes(2)	Fair	1960		None					x		
	Door bell	Fair	1960		None					x		

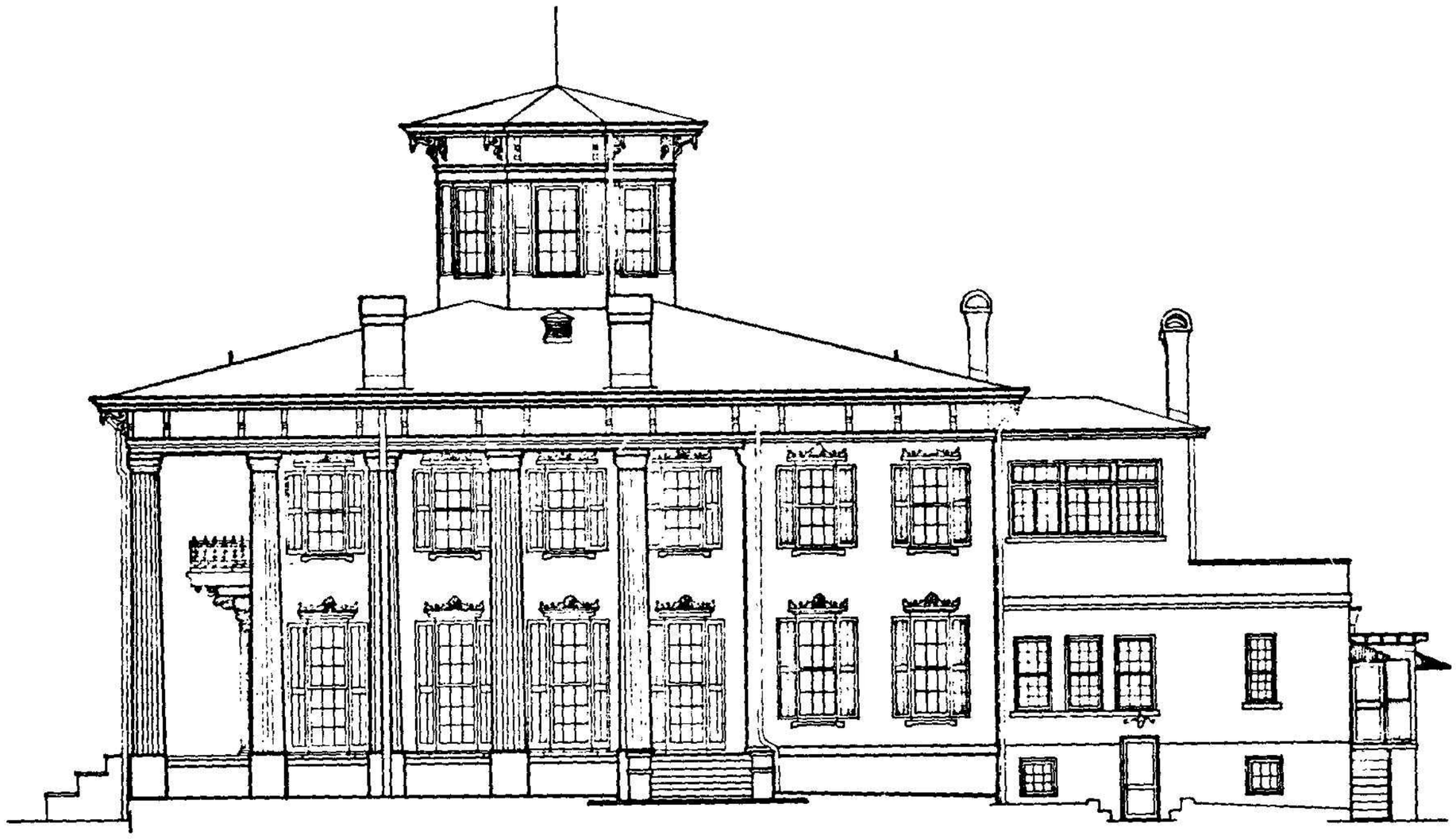

NORTHWEST ELEVATION

SCALE: 1/8" = 1'- 0"

0' 4' 8' 12' 16' 20'

0 1 2 3 4 5 M

Northwest Elevation

EXISTING CONDITIONS					HISTORICAL DESCRIPTIONS		RECOMMENDATIONS					
ELEMENT	MATERIAL	CONDITION	PERIOD	COMMENTS	MATERIAL	COMMENTS	PRESERVE	REPAIR	REPLACE IN KIND	REMOVE	INSTALL	COMMENTS
Architrave	Wood eaves	Fair	1850		Same			x				
	Wood brackets	Fair	1850	Paired	Same			x				
	Wood band	Fair	1850	Below brackets	Same			x				
	Wood panels(5)	Fair	1850	Some twisting and warping	Same	Under beam, between columns		x				
	Brown paint	Good	Park	Munsell 5YR 3/2	Brown paint	Munsell 7.5YR 4/4	x					
	Wood beam	Good	1850	Slight sagging evident	Same	Quite large	x					
	Wood lath	Good	1850	Nailed to beam	Same		x					
	Stucco	Fair	1850	Some cracking	Same	Lime and horsehair type	x	x				
	Beige paint	Fair	1940	Munsell 7.5YR 8/2	Unknown	Inconclusive sample	x					
Columns (5)	Brick masonry	Good	1850	Cylindrical drums	Same	Center column with downspout (originally inside)	x					
	Stucco	Fair	1850	Fluted and formed into Doric columns	Same			x				
	Beige paint	Poor	1940	Worn off outer sides	Unknown	Inconclusive sample					x	Repaint
	Wood abaci (5)	Fair	1850	Plain wood blocks	Same			x				Treat with epoxy
	Brown paint	Fair	Park	Munsell 5YR 3/2	Same						x	Repaint
	Concrete plinth	Good	1920	Parging over brick masonry	Same		x					
Pilaster	Brick masonry	Good	1850	Square pilaster	Same	At south end of portico	x					
	Stucco	Good	1850	Formed into flat Doric pilaster	Same	Scored to resemble stone	x					
	Beige paint	Fair	1940	Munsell 7.5YR 8/2	Unknown	Inconclusive sample	x					
	White paint	Fair	1940	Outlining "stone" joints	Unknown		x					
Base wall	Brick masonry	Good	1850		Same		x					
	Stucco	Good	1920	Concrete	Same		x					
Steps	Brick masonry	Fair	1850	Some spalling	Same			x				
	Concrete	Fair	1920		Same			x				
	Railings (2)	Good	1950	Wrought iron	None		x					
	Pink paint	Good	1960	On railing	None						x	Repaint black
Wall	Brick masonry	Good	1850	At south end of elevation	Same	Scored to resemble stone	x					
	Stucco	Fair	1850	Above water table	Same	Scored to resemble stone		x				
	Beige paint	Fair	1940	Munsell 7.5YR 8/2	Unknown	Inconclusive sample	x					

Northwest Elevation Cont.

EXISTING CONDITIONS					HISTORICAL DESCRIPTIONS		RECOMMENDATIONS					
ELEMENT	MATERIAL	CONDITION	PERIOD	COMMENTS	MATERIAL	COMMENTS	PRESERVE	REPAIR	REPLACE IN KIND	REMOVE	INSTALL	COMMENTS
Wall Cont.	White paint	Fair	1940	Outlining "stone" joints	Unknown		x					
	Water table	Good	1920	Concrete	Same		x					
	Base stucco	Good	1920	Concrete, below water table	Same		x					
S. Window, W. Parlor	Masonry opening	Good	1850		Same		x					
	Lintel & sill	Good	1850	Cast iron	Same		x					
	Wood frame	Good	1850		Same		x					
	6/6 d.h. sash	Fair	1850		Same		x					
	Shutters (2)	Fair	1850	Two sets of louvers each	Same			x				
	Brown paint	Good	Park	Munsell 5YR 3/2	Brown paint	Munsell 7.5YR 4/4		x				
N. Window, W. Parlor	Masonry opening	Good	1850		Same		x					
	Lintel & sill	Good	1850	Cast iron	Same		x					
	Wood frame	Good	1850		Same		x					
	6/6 d.h..sash	Fair	1850		Same			x				
	Shutters (2)	Fair	1850	Two sets of louvers each	Same			x				
	Brown paint	Good	Park	Munsell 5YR 3/2	Brown paint	Munsell 7.5YR 4/4	x					
S. Window, W. Bedroom	Masonry opening	Good	1850		Same		x					
	Lintel & sill	Good	1850	Cast iron	Same		x					
	Wood frame	Good	1850		Same		x					
	6/6 d.h. sash	Fair	1850		Same			x				
	Shutters(2)	Fair	1850	Two sets of louvers each	Same			x				
	Brown paint	Good	Park	Munsell 5YR 3/2	Brown paint	Munsell 7.5YR 4/4	x					
N. Window, W. Bedroom	Masonry opening	Good	1850		Same		x					
	Lintel & sill	Good	1850	Cast iron	Same		x					
	Wood frame	Good	1850		Same		x					
	6/6 d.h. sash	Fair	1850		Same			x				
	Shutters (2)	Fair	1850	South shutter removed by Park	Same			x				
	Brown paint	Good	Park	Munsell 5YR 3/2	Brown paint	Munsell 7.5YR 4/4	x					
Downspouts(2)	Sheet metal	Good	1950	Front of center column and south end of portico	Similar	Ran inside column				x	x	Restore, if feasible

Northwest Wing Elevation

EXISTING CONDITIONS					1920-1934 DESCRIPTIONS		RECOMMENDATIONS					
ELEMENT	MATERIAL	CONDITION	PERIOD	COMMENTS	MATERIAL	COMMENTS	PRESERVE	REPAIR	REPLACE IN KIND	REMOVE	INSTALL	COMMENTS
Wall	Brick masonry	Good	1920		Same		x					
	Stucco	Good	1920	Concrete	Same	Scored to resemble stone	x					
	Cornice band	Good	1920	Conc., between 1st & 2nd floors	Same		x					
	Parapet cap	Good	1920	Concrete	Same		x					
	Wood eaves	Fair	1920	Above second floor porch	Same			x				
	Brown paint	Good	Park	Munsell 5YR 3/2	Brown paint	Munsell 7.5YR 4/4					x	Repaint
Doorway	Masonry opening	Good	1920		Same		x					
	Wood frame	Good	1920		Same		x					
	Door	Good	1920	Nine panes above two panels	Same		x					
	White paint	Good	Park	Not sampled	Similar		x					
	Screen door	Good	1920	Single panel of screening	Same		x					
	Brown paint	Good	Park	On screen door only	White paint	As seen in photographs	x					
Crawlspace Window	Masonry opening	Good	1920		Same		x					
	Sill	Good	1920	Plain, projecting	Same	Covered with concrete stucco	x					
	Wood frame	Good	1920		Same		x					
	9-light sash	Good	1920	Fixed sash	Same		x					
	Screen	Missing	1920	Single panel	Same		x					
	White paint	Fair	Park	Not sampled	Similar						x	Repaint
Basement Window	Masonry opening	Good	1920		Same		x					
	Sill	Good	1920	Plain, projecting	Same	Covered with concrete stucco	x					
	Wood frame	Good	1920		Same		x					
	6-light sash	Good	1960	Fixed sash	9-light sash		x					
	Screen	Missing	1920	Single panel	Same		x					
	White paint	Good	Park	Not sampled	Similar						x	Repaint
N. Window, Addition Hall	Masonry opening	Good	1920		Same		x					
	Sill	Good	1920	Plain, projecting	Same	Covered with concrete stucco	x					
	Wood frame	Good	1920		Same		x					
	9/9 d.h. sash	Good	1920		Same		x					
	Screen sash	Good	1920	Two panels over entire window	Same		x					
	White paint	Good	Park	Not sampled	Similar		x					

Northwest Wing Elevation Cont. (1)

EXISTING CONDITIONS					1920-1934 DESCRIPTIONS		RECOMMENDATIONS					
ELEMENT	MATERIAL	CONDITION	PERIOD	COMMENTS	MATERIAL	COMMENTS	PRESERVE	REPAIR	REPLACE IN KIND	REMOVE	INSTALL	COMMENTS
Center Window, Addition Hall	Masonry opening	Good	1920		Same		x					
	Sill	Good	1920	Plain, projecting	Same	Covered with concrete stucco	x					
	Wood frame	Good	1920		Same		x					
	9/9 d.h. sash	Good	1920		Same		x					
	Screen sash	Good	1920	Two panels over entire window	Same		x					
	White paint	Good	Park	Not sampled	Similar		x					
S. Window Addition Hall	Masonry opening	Good	1920		Same		x					
	Sill	Good	1920	Plain, projecting	Same	Covered with concrete stucco	x					
	Wood frame	Good	1920		Same		x					
	9/9 d.h. sash	Good	1920		Same		x					
	Screen sash	Good	1920	Two panels over entire window	Same		x					
	White paint	Good	Park	Not sampled	Similar		x					
Kitchen Window	Masonry opening	Good	1920		Same		x					
	Sill	Good	1920	Plain, projecting	Same	Covered with concrete stucco	x					
	Wood frame	Good	1920		Same		x					
	9/9 d.h. sash	Good	1920		Same		x			x	x	Reglaze
	Screen sash	Good	1920	Two panels over entire window	Same		x					
	White paint	Good	Park	Not sampled	Similar		x					
N. Window, W. Sleeping Porch	Masonry opening	Good	1920	Top, bottom, and north side	Same		x					
	Sill	Good	1920	Plain, projecting	Same	Covered with concrete stucco	x					
	Wood frame	Good	1920		Same		x					
	8-light sash	Fair	1920	Bottom center right pane gone	Same	Two eight-light casements			x			
	4-light transom	Good	1920	Fixed sash	Same		x					
	White paint	Good	Park	Not sampled	Similar		x					
Center Window, W. Sleeping Porch	Masonry opening	Good	1920	Top and bottom only	Same		x					
	Sill	Good	1920	Plain, projecting	Same	Covered with concrete stucco	x					
	Wood frame	Good	1920		Same		x					
	8-light sash	Fair	1920	Two casement sash leaves	Same				x			
	4-light transom	Good	1920	Fixed sash	Same		x					
	White paint	Good	Park	Not sampled	Similar		x					

Northwest Wing Elevation Cont. (2)

EXISTING CONDITIONS					1920-1934 DESCRIPTIONS		RECOMMENDATIONS					
ELEMENT	MATERIAL	CONDITION	PERIOD	COMMENTS	MATERIAL	COMMENTS	PRESERVE	REPAIR	REPLACE IN KIND	REMOVE	INSTALL	COMMENTS
S. Window, W. Sleeping Porch	Masonry opening	Good	1920	Top, bottom, and south side	Same		x					
	Sill	Good	1920	Plain, projecting	Same	Covered with concrete stucco	x					
	Wood frame	Good	1920		Same		x					
	8-light sash	Fair	1920	Two casement sash leaves	Same			x				
	4-light transom	Good	1920	Fixed sash	Same		x					
	White paint	Good	Park	Not sampled	Similar		x					
Electric	Light fixture	Good	1950	Over doorway, Colonial style	None		x					
	Doorbell	Poor	1920	Rusted, north of door	Same					x		



Northwest Wing Elevation



Handicapped Entrance



Northwest Elevation of Wing Porch

Wing Porch

EXISTING CONDITIONS					1920-1934 DESCRIPTIONS		RECOMMENDATIONS					
ELEMENT	MATERIAL	CONDITION	PERIOD	COMMENTS	MATERIAL	COMMENTS	PRESERVE	REPAIR	REPLACE IN KIND	REMOVE	INSTALL	COMMENTS
Lower Walls	Brick masonry	Good	1920		Same		x					
	Stucco	Good	1920	Concrete, exterior of walls	Same	Scored to resemble stone	x					
Lower Floor	Dirt	Good	1920		Same		x					
Lower Ceiling	Concrete slab	Good	1920		Same		x					
Upper Walls	Wood posts (2)	Good	1920	At south and west corners	Same	Square with bases	x					
	Pilasters (2)	Good	1920	At north and east corners	Same	Similar to posts	x					
	Wainscoting	Good	1920	Narrow, vertical boards	Same	With rail top and baseboard	x					
	Wood beams (3)	Good	1920	Above NW, SW, and SE walls	Same	Plain wood	x					
	White paint	Good	Park	Not sampled, exterior paint	Similar		x					
	Cream paint	Good	Park	Not sampled, interior paint	Unknown		x					
Upper Floor	Concrete slab	Good	1920		Same		x					
	Brown paint	Good	Park	Not sampled	Unknown		x					
Upper Ceiling	Wood boards	Good	1920	Narrow, running N.W.-S.E.	Same		x					
	Cream paint	Good	Park	Not sampled	Unknown		x					
Roof	Wood joists	Good	1920	Framing joists laid N.W.-S.E.	Same	Projecting ends on three sides	x					
	Fascia boards	Good	1920	Plain boards, between joists	Same		x					
	White paint	Good	Park	Not sampled	Similar		x					
	Tar	Good	1960		Unknown		x					
	Metal awning	Good	1950		None					x		
Stairway	Concrete	Good	1920	Ten steps	Same		x					
	Railing	Good	1950	Wrought iron, S.W. side	Unknown	Probably metal pipe railing	x					
	Black paint	Good	Park	Not sampled	Unknown		x					
Water Fountain	Metal fixture	Good	Park	"Oasis" type, S.E. wall	None		x					
	Pipes (2)	Good	Park	Run outside S.E. wall	None		x					
Electric	Light	Good	1920	Cast iron bracket, 1950's shade	Similar	Round globe	x					
	Black paint	Good	1960	On bracket only	Similar		x					
	Outlet	Good	1960		None		x					
	Conduit	Good	1960		None		x					

Wing Porch Cont. (1)

EXISTING CONDITIONS					1920-1934 DESCRIPTIONS		RECOMMENDATIONS					
ELEMENT	MATERIAL	CONDITION	PERIOD	COMMENTS	MATERIAL	COMMENTS	PRESERVE	REPAIR	REPLACE IN KIND	REMOVE	INSTALL	COMMENTS
Plumbing	Pipe and spigot	Good	1920		Same		x					
Wood Lattice	Wood frame	Good	1950	Two panels, inside N.W. wall	None		x					
	Wood lattice	Good	1950	Square pattern	None		x					
	Cream paint	Good	Park	Not sampled	None		x					
S.E. Doorway	Masonry opening	Good	1920		Same		x					
	Wood frame	Good	1920		Same		x					
	Door	Missing	1920	Four Horizontal panels	Same				x			
	White paint	Good	Park	Not sampled	Similar						x	Paint new door white
S.W. Doorway	Masonry opening	Good	1920		Same		x					
	Wood frame	Good	1920		Same		x					
	Door	Fair	1920	Four horizontal panels	Same			x				
	White paint	Good	Park	Not sampled	Similar						x	Repaint
N.W. Doorway	Wood frame	Good	1920	Post at S., pilaster at north	Same	Beam above	x					
	Screen door	Good	1920	Three panels, two large panels	Same	Lattic inside	x					
	White paint	Good	Park	Not sampled	Similar		x					
N.E. Doorway to Kitchen	Masonry opening	Good	1920		Same		x					
	Wood frame	Good	1920	White tile threshold	Same		x					
	Door	Good	1920	Single wood panel	Same		x					
	White paint	Good	Park	Not sampled	Similar		x					
N.E. Window	Masonry opening	Good	1920		Same		x					
	Sill	Good	1920	Plain, projecting	Same	Covered with concrete stucco	x					
	Wood frame	Good	1920		Same		x					
	2/2 d.h. sash	Good	1920		Same		x					
	Cream paint	Good	Park	Not sampled	Unknown		x					
S.E. Window	Wood frame	Good	1920		Same		x					
	Screen sash	Good	1950	Two panels	Similar	One large panel only	x					
	White paint	Good	Park	Not sampled	Similar		x					
S.W. Window	Wood frame	Good	1920		Same		x					
	Screen sash	Good	1950	Three panels	Similar	One large panel only	x					
	White paint	Good	Park	Not sampled	Similar		x					

Wing Porch Cont. (2)

EXISTING CONDITIONS					1920-1934 DESCRIPTIONS		RECOMMENDATIONS					
ELEMENT	MATERIAL	CONDITION	PERIOD	COMMENTS	MATERIAL	COMMENTS	PRESERVE	REPAIR	REPLACE IN KIND	REMOVE	INSTALL	COMMENTS
N.W. Window	Wood frame	Good	1920		Same		x					
	Screen sash	Good	1950	One panel	Similar		x					
	White paint	Good	Park	Not sampled	Similar		x					

Southwest Wing Elevation

EXISTING CONDITIONS					1920-1934 DESCRIPTIONS		RECOMMENDATIONS					
ELEMENT	MATERIAL	CONDITION	PERIOD	COMMENTS	MATERIAL	COMMENTS	PRESERVE	REPAIR	REPLACE IN KIND	REMOVE	INSTALL	COMMENTS
Lower Wall	Brick masonry	Good	1920		Same		x					
	Stucco	Fair	1920	Concrete, stained and darkened	Same	Scored to resemble stone	x					
	Cornice band	Fair	1920	Concrete, below parapet wall	Same		x					
	Parapet cap	Fair	1920	Concrete	Same		x					
Sleeping Porch Wall	Balloon framing	Good	1920		Same		x					
	Metal lath	Good	1920		Same		x					
	Stucco	Fair	1920	Concrete, stained and darkened	Same	Scored to resemble stone	x					
	Wood eaves	Fair	1920		Same			x				
	Brown paint	Good	Park	Munsell 5YR 3/2	Brown paint	Munsell 7.5YR 4/4	x					
Chimnies (2)	Brick masonry	Good	1920	Except caps	Same		x					
	Brick caps	Good	1950	Hard brick, portland cement	None					x		
	Stucco	Fair	1920	Except cap stucco, concrete	Same	Scored to resemble stone		x				
	Cap stucco	Good	1950	Concrete	None					x		
	Flashing	Fair	1920	Sheet metal	Same			x				
	Brown paint	Good	Park	Munsell 5YR 3/2	Brown paint	Munsell 7.5YR 4/4	x					
E. Kitchen Window	Masonry opening	Good	1920		Same		x					
	Sill	Fair	1920	Plain, projecting	Same	Covered with concrete stucco		x				
	Wood frame	Good	1920		Same		x					
	9/9 d.h. sash	Good	1920		Same		x			x	x	Reglaze
	Screen sash	Missing	1920	Two panels over entire window	Same		x					
	White paint	Good	Park	Not sampled	Similar		x					
	Metal awning	Good	1950		None					x		
W. Kitchen Window	Masonry opening	Good	1920		Same		x					
	Sill	Good	1920	Plain, projecting	Same	Covered with concrete stuccoo	x					
	Wood frame	Good	1920		Same		x					
	9/9 d.h. sash	Good	1920		Same		x			x	x	Reglaze
	Screen sash	Missing	1920	Two panels over entire window	Same		x					
	White paint	Good	Park	Not sampled	Similar		x					
	Metal awning	Good	1950		None					x		

Southwest Wing Elevation Cont. (1)

EXISTING CONDITIONS					1920-1934 DESCRIPTIONS		RECOMMENDATIONS					
ELEMENT	MATERIAL	CONDITION	PERIOD	COMMENTS	MATERIAL	COMMENTS	PRESERVE	REPAIR	REPLACE IN KIND	REMOVE	INSTALL	COMMENTS
Pantry Window	Masonry opening	Good	1920		Same		x					
	Sill	Good	1920	Plain, projecting	Same	Covered with concrete stucco	x					
	Wood frame	Good	1920		Same		x					
	12-light sash	Good	1920	Single casement sash	Same		x					
	White paint	Good	Park	Not sampled	Similar		x					
Coal Chute	Masonry opening	Good	1920		Same		x					
	Iron frame	Good	1920		Same		x					
	Iron door	Good	1920	Hinged at top	Same	"MAJESTIC COAL CHUTE NO. 203"	x					
	Black paint	Good	Park	Not sampled	Similar		x					
W. Window, W. Sleeping Porch	Stucco opening	Good	1920	On top, bottom, and west side	Same		x					
	Sill	Good	1920	Plain, projecting	Same	Covered with concrete stucco	x					
	Wood frame	Good	1920		Same		x					
	8-light sash	Fair	1920	Two casement sash leaves	Same			x				
	4-light transom	Good	1920	Fixed sash	Same		x					
	White paint	Good	Park	Not sampled	Similar		x					
E. Window, W. Sleeping Porch	Stucco opening	Good	1920	Top and bottom only	Same		x					
	Sill	Good	1920	Plain, projecting	Same	Covered with concrete stucco	x					
	Wood frame	Good	1920		Same		x					
	8-light sash	Fair	1920	Two casement sash leaves	Same			x				
	4-light transom	Good	1920	Fixed sash	Same		x					
	White paint	Good	Park	Not sampled	Similar		x					
W. Window, S. Sleeping Porch	Stucco opening	Good	1920	On top and bottom only	Same		x					
	Sill	Good	1920	Plain, projecting	Same	Covered with concrete stucco	x					
	Wood frame	Good	1920		Same		x					
	8-light sash	Fair	1920	Two casement sash leaves	Same			x				
	4-light transom	Good	1920	Fixed sash	Same		x					
	White paint	Good	Park	Not sampled	Same		x					

Southwest Wing Elevation Cont. (2)

EXISTING CONDITIONS					1920-1934 DESCRIPTIONS		RECOMMENDATIONS					
ELEMENT	MATERIAL	CONDITION	PERIOD	COMMENTS	MATERIAL	COMMENTS	PRESERVE	REPAIR	REPLACE IN KIND	REMOVE	INSTALL	COMMENTS
E. Window, S. Sleeping Porch	Stucco opening	Good	1920	On top, bottom, and east side	Same		x					
	Sill	Good	1920	Plain, projecting	Same	Covered with concrete stucco	x					
	Wood frame	Good	1920		Same		x					
	8-light sash	Fair	1920	Two casement sash leaves	Same			x				
	4-light transom	Good	1920	Fixed sash	Same		x					
	White paint	Good	Park	Not sampled	Similar		x					
Downspouts (2)	Sheet metal	Fair	1920	Each end, lower wall	Same			x				
Electric	Wiring	Good	1950		None					x		Underground service
	Pipe chase	Good	1950	Galvanized iron	None					x		
	Meter	Good	1950		None					x		

Southeast Wing Elevation

ELEMENT	EXISTING CONDITIONS: MATERIAL	CONDITION	PERIOD	COMMENTS	1920-1934 DESCRIPTIONS: MATERIAL	COMMENTS	RECOMMENDATIONS: PRESERVE	REPAIR	REPLACE IN KIND	REMOVE	INSTALL	COMMENTS
Lower Wall	Brick masonry	Good	1920		Same		x					
	Stucco	Fair	1920	Concrete, stained and darkened	Same	Scored to resemble stone	x					
	Cornice band	Fair	1920	Concrete, below parapet wall	Same		x					
	Parapet cap	Fair	1920	Concrete	Same		x					
Sleeping Porch Wall	Balloon framing	Fair	1920	Some settlement	Same		x					
	Metal lath	Good	1920		Same		x					
	Stucco	Fair	1920	Concrete, settlement cracks	Same	Scored to resemble stone		x				
	Wood eaves	Fair	1920		Same			x				
	Brown paint	Good	Park	Munsell 5YR 3/2	Brown paint	Munsell 7.5YR 4/4	x					
Basement Window	Masonry opening	Good	1920		Same		x					
	Sill	Good	1920	Plain, projecting	Same	Covered with concrete stucco	x					
	Wood frame	Good	1920		Same		x					
	6-light sash	Good	1950	Replacement sash	9-light sash		x					
	Screen	Missing	1920	Single panel	Same		x					
	White paint	Good	Park	Not sampled	Similar		x					
S. Pantry Window	Masonry opening	Good	1920	Top, bottom, and south side	Same		x					
	Sill	Good	1920	Plain, projecting	Same	Covered with concrete stucco	x					
	Wood frame	Good	1920		Same		x					
	8-light sash	Good	1920	Two casement sash leaves	Same		x					
	4-light transom	Good	1920	Fixed sash	Same		x					
	White paint	Good	Park	Not sampled	Similar		x					
Center Pantry Window	Masonry opening	Good	1920	Top and bottom only	Same		x					
	Sill	Fair	1920	Plain, projecting	Same	Covered with concrete stucco		x				
	Wood frame	Good	1920		Same		x					
	8-light sash	Good	1920	Two casement sash leaves	Same		x					
	4-light transom	Good	1920	Fixed sash	Same		x					
	White paint	Good	Park	Not sampled	Similar		x					

Southeast Wing Elevation Cont. (1)

EXISTING CONDITIONS					1920-1934 DESCRIPTIONS		RECOMMENDATIONS					
ELEMENT	MATERIAL	CONDITION	PERIOD	COMMENTS	MATERIAL	COMMENTS	PRESERVE	REPAIR	REPLACE IN KIND	REMOVE	INSTALL	COMMENTS
N. Pantry Window	Masonry opening	Good	1920	Top, bottom, and north side	Same		x					
	Sill	Good	1920	Plain, projecting	Same	Covered with concrete stucco	x					
	Wood frame	Good	1920		Same		x					
	8-light sash	Good	1920	Two casement sash leaves	Same		x					
	4-light transom	Good	1920	Fixed sash	Same		x					
	White paint	Good	Park	Not sampled	Similar		x					
S. Breakfast Room Window	Masonry opening	Good	1920	Top, bottom and south side	Same		x					
	Sill	Good	1920	Plain, projecting	Same	Covered with concrete stucco	x					
	Wood frame	Good	1920		Same		x					
	8-light sash	Good	1920	One casement sash	Same		x			x	x	Reglaze
	2-light transom	Good	1920	Fixed sash	Same		x			x	x	Reglaze
	White paint	Good	Park	Not sampled	Similar		x					
Center Breakfast Room Window	Masonry opening	Good	1920	Top and bottom only	Same		x					
	Sill	Fair	1920	Plain, projecting	Same	Covered with concrete stucco		x				
	Wood frame	Good	1920		Same		x					
	8-light sash	Good	1920	Two casement sash leaves	Same		x			x	x	Reglaze
	4-light transom	Good	1920	Fixed sash	Same		x			x	x	Reglaze
	White paint	Good	Park	Not sampled	Similar		x					
N. Breakfast Room Window	Masonry opening	Good	1920	Top, bottom, and north side	Same		x					
	Sill	Fair	1920	Plain, projecting	Same	Covered with concrete stucco		x				
	Wood frame	Good	1920		Same		x					
	8-light sash	Good	1920	One casement sash	Same		x			x	x	Reglaze
	2-light transom	Good	1920	Fixed sash	Same		x			x	x	Reglaze
	White paint	Good	Park	Not sampled	Similar		x					
S. Window S. Sleeping Porch	Stucco opening	Good	1920	Top, bottom, and south side	Same		x					
	Sill	Good	1920	Plain, projecting	Same	Covered with concrete stucco	x					
	Wood frame	Good	1920		Same		x					
	8-light sash	Fair	1920	Two casement sash leaves	Same			x				
	4-light transom	Good	1920	Fixed sash	Same		x					
	White paint	Good	Park	Not sampled	Similar		x					

Southeast Wing Elevation Cont. (2)

EXISTING CONDITIONS					1920-1934 DESCRIPTIONS		RECOMMENDATIONS					
ELEMENT	MATERIAL	CONDITION	PERIOD	COMMENTS	MATERIAL	COMMENTS	PRESERVE	REPAIR	REPLACE IN KIND	REMOVE	INSTALL	COMMENTS
Center Window, S. Sleeping Porch	Stucco opening	Good	1920	Top and bottom only	Same		x					
	Sill	Good	1920	Plain, projecting	Same	Covered with concrete stucco	x					
	Wood frame	Good	1920		Same		x					
	8-light sash	Fair	1920	Two casement sash leaves	Same			x				
	4-light transom	Good	1920	Fixed sash	Same		x					
	White paint	Good	Park	Not sampled	Similar		x					
N. Window, S. Sleeping Porch	Stucco opening	Good	1920	Top bottom, and north side	Same		x					
	Sill	Good	1920	Plain, projecting	Same	Covered with concrete stucco	x					
	Wood frame	Good	1920		Same		x					
	8-light sash	Fair	1920	Two casement sash leaves	Same			x				
	4-light transom	Good	1920	Fixed sash	Same		x					
	White paint	Good	Park	Not sampled	Similar		x					
Downspout	Sheet metal	Fair	1920	At south end of sleeping porc	Same			x				



Southeast Wing Elevation



South Corner of Rear Wing

Greenhouse

EXISTING CONDITIONS					1920-1934 DESCRIPTIONS		RECOMMENDATIONS					
ELEMENT	MATERIAL	CONDITION	PERIOD	COMMENTS	MATERIAL	COMMENTS	PRESERVE	REPAIR	REPLACE IN KIND	REMOVE	INSTALL	COMMENTS
Walls	Brick masonry	Good	1850	N.E. & N.W. walls	Same	Foundation walls	x	x				
	Stucco	Good	1920	N.E. & N.W. walls	Same	Concrete	x	x				
	Water table	Good	1920	N.E. wall	Same	Concrete stucco	x					
	Brick masonry	Good	1950	S.E. & S.W. walls	None	Hard brick, portland cement				x		
Floor	Dirt	Fair	1950		Similar			x				Restore as yard
Roof	Wall beams(2)	Fair	1950	N.W. & N.E. walls	None					x		
	Wood struts(5)	Fair	1950	Vertical in N.E. wall	None					x		
	Ridge beam	Fair	1950		None					x		
	Joists (16)	Fair	1950	Eight each side	None					x		
	Purlins (11)	Fair	1950		None					x		
	White paint	Poor	1950	Not sampled	None					x		
	Fiberglas	Good	1950	Blue-green corrugated sheets	None					x		
Doorway	Masonry opening	Good	1950	Lower jambs only	None					x		
	Wood frame	Fair	1950		None					x		
	French door	Fair	1950	15 panes of glass	None					x		
	White paint	Poor	1950	Not sampled	None					x		
S. Window, S.E. Wall	Masonry opening	Good	1950	Sill and south side only	None					x		
	Sill	Good	1950	Cast concrete	None					x		
	Wood frame	Fair	1950		None					x		
	6-light sash	Poor	1950		None					x		
	White paint	Poor	1950	Not sampled	None					x		
N. Window, S.E. Wall	Masonry opening	Good	1950	Sill and north side only	None					x		
	Sill	Good	1950	Cast concrete	None					x		
	Wood frame	Fair	1950		None					x		
	6-light sash	Poor	1950		None					x		
	White paint	Poor	1950	Not sampled	None					x		

Greenhouse Cont. (1)

EXISTING CONDITIONS					1920-1934 DESCRIPTIONS		RECOMMENDATIONS					
ELEMENT	MATERIAL	CONDITION	PERIOD	COMMENTS	MATERIAL	COMMENTS	PRESERVE	REPAIR	REPLACE IN KIND	REMOVE	INSTALL	COMMENTS
S. Window, S.W. Wall	Sill	Good	1950	Cast concrete	None					x		
	Wood frame	Fair	1950		None					x		
	2/2 d.h. sash	Poor	1950	One broken pane	None					x		
	White paint	Fair	1950	Not sampled	None					x		
S.S.W. Window, S.W. Wall	Sill	Good	1950	Cast concrete	None					x		
	Wood frame	Fair	1950		None					x		
	2/2 d.h. sash	Poor	1950	One broken pane	None					x		
	White paint	Fair	1950	Not sampled	None					x		
S.W. Window, S.W. Wall	Sill	Good	1950	Cast concrete	None					x		
	Wood frame	Fair	1950		None					x		
	2/2 d.h. sash	Poor	1950	Upper two panes missing	None					x		
	White paint	Fair	1950	Not sampled	None					x		
W.S.W. Window, S.W. Wall	Sill	Good	1950	Cast concrete	None					x		
	Wood frame	Fair	1950		None					x		
	2/2 d.h. sash	Fair	1950		None					x		
	White paint	Fair	1950	Not sampled	None					x		
W.Window, S.W. Wall	Sill	Good	1950	Cast concrete	None					x		
	Wood frame	Fair	1950		None					x		
	2/2 d.h. sash	Fair	1950		None					x		
	White paint	Fair	1950	Not sampled	None					x		
S. Window, N.W. Wall	Masonry opening	Good	1920		Same		x					
	Sill	Good	1920	Plain, projecting	Same	Covered with concrete stucco	x					
	Wood frame	Fair	1920		Same			x				
	16-light sash	Poor	1920	Glass missing, cast iron broke	Same			x				
	Screen	Missing	1920	Single panel	Same				x			
	White paint	Missing	1920		Same				x			

Greenhouse Cont. (2)

EXISTING CONDITIONS					1920-1934 DESCRIPTIONS		RECOMMENDATIONS					
ELEMENT	MATERIAL	CONDITION	PERIOD	COMMENTS	MATERIAL	COMMENTS	PRESERVE	REPAIR	REPLACE IN KIND	REMOVE	INSTALL	COMMENTS
W. Window, N.W. Wall	Masonry opening	Good	1920		Same		x					
	Sill	Good	1920	Plain, projecting	Same	Covered with concrete stucco	x					
	Wood frame	Fair	1920		Same			x				
	16-light sash	Fair	1920	Cast iron, glass missing	Same			x				
	Screen	Poor	1920	Single panel	Same				x	x		
	White paint	Missing	1920		Same							



Southwest Elevation - West End



Southwest Elevation



SOUTHWEST ELEVATION

SCALE: 1/8" = 1'-0"

0' 4' 8' 12' 16' 20'

0 1 2 3 4 5 M

Southwest Elevation

ELEMENT	EXISTING CONDITIONS: MATERIAL	CONDITION	PERIOD	COMMENTS	1920-1934 DESCRIPTIONS: MATERIAL	COMMENTS	RECOMMENDATIONS: PRESERVE	REPAIR	REPLACE IN KIND	REMOVE	INSTALL	COMMENTS
Wall	Brick masonry	Fair	1850	Some settlement at east side	Same		x					
	Stucco	Fair	1850	Poor in sections	Same	Horsehair and lime type		x				
	Beige paint	Fair	1940	Munsell 7.5YR 8/2	Unknown	Inconclusive sample		x				
	White paint	Fair	1940	Outlining stucco "stone" joints	Unknown			x				
	Stucco	Good	1920	Around east bedroom closet	Same	Concrete	x					
	Metal lath	Good	1920	Around east bedroom closet	Same		x					
	Balloon framing	Good	1920	East bedroom closet wall	Same		x					
	Water table	Good	1920	Concrete	Same		x					
	Base stucco	Good	1920	Concrete, below water table	Same		x					
Architrave	Wood eaves	Fair	1850		Same			x				
	Wood brackets	Fair	1850	Uniformly spaced	Same			x				
	Wood band	Fair	1850	Below brackets	Same			x				
	Brown paint	Good	Park	Munsell 5YR 3/2	Brown paint	Munsell 7.5YR 4/4	x					
	Brick masonry	Good	1850		Same		x					
	Stucco	Fair	1850	Spalling from moisture	Same			x				
	Beige paint	Fair	1940	Munsell 7.5YR 8/2	Unknown	Inconclusive sample		x				
W. Window, W. Parlor	Masonry opening	Good	1850		Same		x					
	Lintel and sill	Good	1850	Cast iron	Same		x					
	Wood frame	Good	1850		Same		x					
	6/6 d.h. sash	Fair	1850		Same				x			
	Shutters (2)	Fair	1850	East shutter removed by Park	Same				x			
	Brown paint	Good	Park	Munsell 5YR 3/2	Brown paint	Munsell 7.5YR 4/4	x					
E. Window, W. Parlor	Masonry opening	Good	1850		Same		x					
	Lintel and sill	Good	1850	Cast iron	Same		x					
	Wood frame	Good	1850		Same		x					
	6/6 d.h. sash	Fair	1850		Same				x			
	Shutters (2)	Fair	1850	West shutter removed by Park	Same				x			
	Brown paint	Good	Park	Munsell 5YR 3/2	Brown paint	Munsell 7.5YR 4/4	x					

EXISTING CONDITIONS					1920-1934 DESCRIPTIONS		RECOMMENDATIONS					
ELEMENT	MATERIAL	CONDITION	PERIOD	COMMENTS	MATERIAL	COMMENTS	PRESERVE	REPAIR	REPLACE IN KIND	REMOVE	INSTALL	COMMENTS
W. Parlor Bathroom Window	Masonry opening	Good	1850		Same		x					
	Lintel & sill	Good	1850	Cast iron	Same		x					
	Wood frame	Good	1850		Same		x					
	6/6 d.h. sash	Poor	1850,1950	Frosted, pressed glass	Similar	Clear glass panes		x				
	Shutters (2)	Fair	1850	Two sets of louvers each	Same			x				
	Brown paint	Good	Park	Munsell 5YR 3/2	Brown paint	Munsell 7.5YR 4/4	x					
Dining Room Window	Masonry opening	Good	1850		Same		x					
	Lintel & sill	Good	1850	Cast iron	Same		x					
	Wood frame	Good	1850		Same		x					
	6/6 d.h. sash	Fair	1850		Same		x					
	Shutters (2)	Poor	1850	Both removed by Park	Same			x				
	Brown paint	Good	Park	Munsell 5YR 3/2	Brown paint	Munsell 7.5YR 4/4	x					
W. Window, W. Bedroom	Masonry opening	Good	1850		Same		x					
	Lintel & sill	Good	1850	Cast iron	Same		x					
	Wood frame	Good	1850		Same		x					
	6/6 d.h. sash	Fair	1850		Same		x					
	Shutters (2)	Fair	1850	Two sets of louvers each	Same			x				
	Brown paint	Good	Park	Munsell 5YR 3/2	Brown paint	Munsell 7.5YR 4/4	x					
Center Window, W. Bedroom	Masonry opening	Good	1850		Same		x					
	Lintel & sill	Good	1850	Cast iron	Same		x					
	Wood frame	Good	1850		Same		x					
	6/6 d.h. sash	Fair	1850		Same		x					
	Shutters (2)	Fair	1850	Two sets of louvers each	Same			x				
	Brown paint	Good	Park	Munsell 5YR 3/2	Brown paint	Munsell 7.5YR 4/4	x					
E. Window, W. Bedroom	Masonry opening	Good	1850		Same		x					
	Lintel & sill	Good	1850	Cast iron	Same		x					
	Wood frame	Good	1850		Same		x					
	6/6 d.h. sash	Fair	1850		Same		x					
	Shutters (2)	Fair	1850	Two sets of louvers each	Same			x				
	Brown paint	Good	Park	Munsell 5YR 3/2	Brown paint	Musnell 7.5YR 4/4	x					

Southwest Elevation Cont. (2)

EXISTING CONDITIONS					1920-1934 DESCRIPTIONS		RECOMMENDATIONS					
ELEMENT	MATERIAL	CONDITION	PERIOD	COMMENTS	MATERIAL	COMMENTS	PRESERVE	REPAIR	REPLACE IN KIND	REMOVE	INSTALL	COMMENTS
S. Bedroom Window	Masonry opening	Good	1850		Same		x					
	Lintel & sill	Good	1850	Cast iron	Same		x					
	Wood frame	Good	1850		Same		x					
	6/6 d.h. sash	Fair	1850		Same			x				
	Shutters (2)	Poor	1850	Both removed by Park	Same			x				
	Brown paint	Good	Park	Munsell 5YR 3/2	Brown paint	Munsell 7.5YR 4/4	x					
E. Vent Opening	Masonry opening	Good	1850	Below west parlor	Same		x				x	Screening
Center Vent	Masonry opening	Good	1850	Below west parlor	Same		x				x	Screening
W. Vent Opening	Masonry opening	Good	1850	Below west parlor	Same		x				x	Screening
Vent Opening	Masonry opening	Good	1850	Below dining room	Same		x				x	Screening
Downspouts (2)	Sheet metal	Poor	1950	East downspout broken	Similar			x				
Electric	Conduits	Good	1960	At second floor level	None					x		

Cupola

EXISTING CONDITIONS					1920-1934 DESCRIPTIONS		RECOMMENDATIONS					
ELEMENT	MATERIAL	CONDITION	PERIOD	COMMENTS	MATERIAL	COMMENTS	PRESERVE	REPAIR	REPLACE IN KIND	REMOVE	INSTALL	COMMENTS
Walls	Balloon framing	Good	1850		Same		x					
	Siding	Good	1850	Sheet metal, flush seams	Same		x					
	Off-white paint	Good	Park	Not sampled	Same	Originally dark brown paint	x					
	Flashing	Good	1850	Sheet metal, at roof joint	Same		x					
	Red paint	Good	Park	Not sampled	Unknown		x					
Architrave	Wood eaves	Fair	1850		Same			x				
	Wood brackets	Fair	1850	Two each side	Same			x				
	Wood band	Fair	1850	Below brackets	Same			x				
	Brown paint	Good	Park	Munsell 5YR 3/2	Brown paint	Munsell 7.5YR 4/4	x					
	Siding	Good	1850	Sheet metal, flush seams	Same		x					
	Off-white paint	Good	Park	Not sampled	Same	Originally off-white paint	x					
N.E. Window	Wood frame	Good	1850	Sheet metal-covered sill	Same		x					
	6/6 d.h. sash	Fair	1850	Bottom center pane missing	Same			x				
	Shutters (2)	Poor	1850	Both removed by Park	Same			x				
	Brown paint	Poor	Park	Munsell 5YR 3/2	Brown paint	Munsell 7.5YR 4/4					x	Repaint
E. Window	Wood frame	Good	1850	Sheet metal-covered sill	Same		x					
	6/6 d.h. sash	Fair	1850		Same			x				
	Shutters (2)	Poor	1850	Both removed by Park	Same			x				
	Brown paint	Poor	Park	Munsell 5YR 3/2	Brown paint	Munsell 7.5YR 4/4					x	Repaint
S. E. Window	Wood frame	Good	1850	Sheet metal-covered sill	Same		x					
	6/6 d.h. sash	Poor	1850	Upper corner panes missing	Same			x				
	Shutters (2)	Fair	1850	N.W. shutter removed by Park	Same			x				
	Brown paint	Poor	Park	Munsell 5YR 3/2	Brown paint	Munsell 7.5YR 4/4					x	Repaint
S. Window	Wood frame	Good	1850	Sheet metal-covered sill	Same		x					
	6/6 d.h. sash	Fair	1850		Same			x				
	Shutters (2)	Fair	1850	North shutter removed by Park	Same			x				
	Brown paint	Poor	Park	Munsell 5YR 3/2	Brown paint	Munsell 7.5YR 4/4					x	Repaint

Cupola Cont.

EXISTING CONDITIONS					1920-1934 DESCRIPTIONS		RECOMMENDATIONS				
ELEMENT	MATERIAL	CONDITION	PERIOD	COMMENTS	MATERIAL	COMMENTS	PRESERVE	REPAIR	REPLACE IN KIND	REMOVE	INSTALL	COMMENTS
S.W. Window	Wood frame	Good	1850	Sheet metal-covered sill	Same		x					
	6/6 d.h. sash	Fair	1850		Same			x				
	Shutters (2)	Fair	1850	S.E. shutter removed by Park	Same			x				
	Brown paint	Poor	Park	Munsell 5YR 3/2	Brown paint	Munsell 7.5YR 4/4					x	Repaint
W. Window	Wood frame	Good	1850	Sheet metal-covered sill	Same		x					
	6/6 d.h. sash	Fair	1850		Same			x				
	Shutters (2)	Fair	1850	Two sets of louvers each	Same			x				
	Brown paint	Poor	Park	Munsell 5YR 3/2	Brown paint	Munsell 7.5YR 4/4					x	Repaint
N.W. Window	Wood frame	Good	1850	Sheet metal-covered sill	Same		x					
	6/6 d.h. sash	Fair	1850		Same			x				
	Shutters (2)	Fair	1850	Two sets of louvers each	Same			x				
	Brown paint	Poor	Park	Munsell 5YR 3/2	Brown paint	Munsell 7.5YR 4/4					x	Repaint
N. Window	Wood frame	Good	1850	Sheet metal-covered sill	Same		x					
	6/6 d.h. sash	Fair	1850		Same			x				
	Shutters (2)	Fair	1850	Two sets of louvers each	Same			x				
	Brown paint	Poor	Park	Munsell 5YR 3/2	Brown paint	Munsell 7.5YR 4/4					x	Repaint
Downspouts (2)	Sheet metal	Fair	1950	Down south and west walls	Similar			x				



Main Roof Ventilator



Sleeping Porch Roof



Southeast Side of Wing Roof

Roofs

ELEMENT	EXISTING CONDITIONS: MATERIAL	CONDITION	PERIOD	COMMENTS	1920-1934 DESCRIPTIONS: MATERIAL	COMMENTS	RECOMMENDATIONS: PRESERVE	REPAIR	REPLACE IN KIND	REMOVE	INSTALL	COMMENTS
Cupola roof	Shingles	Good	1960	Asphalt shingles, three layers	Metal	Standing seam sheets				x	x	Replace with metal roof
	Gutters	Fair	1920	Sheet metal painted red	Same				x			
	Lightning rod	Fair	1850		Same			x				Check and reactivate
Main roof	Shingles	Good	1960	Asphalt, shingles, 3 layers	Metal	Standing seam sheets				x	x	Replace with metal roof
	Gutters	Fair	1920	Sheet metal painted red	Same				x			
Chimnies (6)	Brick masonry	Fair	1850	Except caps, typical masonry	Same		x					
	Cap masonry	Good	1920	Hard brick, portland cement	None			x				
	Stucco	Poor	1920	Cement type, loose	Same			x				
	Cap stucco	Fair	1950	Cement type	None			x				
	Off-white paint	Poor	1950	Not sampled	Unknown	Probably similar		x				
Roof vents (2)	Wood frame	Good	1920	On southwest side of roof	Same		x					
	Metal	Fair	1920	Louvers stopped shut	Same			x				Reactivate
	Red paint	Good	Park	Not sampled	Unknown		x					
Vent pipes (2)	Cast iron	Fair	1920,1950	Above N.E. and W. bathrooms	Same	West pipe added ca. 1950	x			x		Remove front and east vent pipes
Sleeping Porch Roof	Shingles	Good	1960	Asphalt shingles, 3 layers	Unknown	Possibly standing seam metal				x	x	Replace with metal roof
	Gutters	Fair	1920	Sheet metal painted red	Same				x			
Addition roof	Shingles	Fair	1950	Asphalt shingles	Unknown	Possibly standing seam metal				x	x	Replace with metal roof
	Gutters	Fair	1920	Sheet metal painted red	Same				x			

C. Interior - First Floor

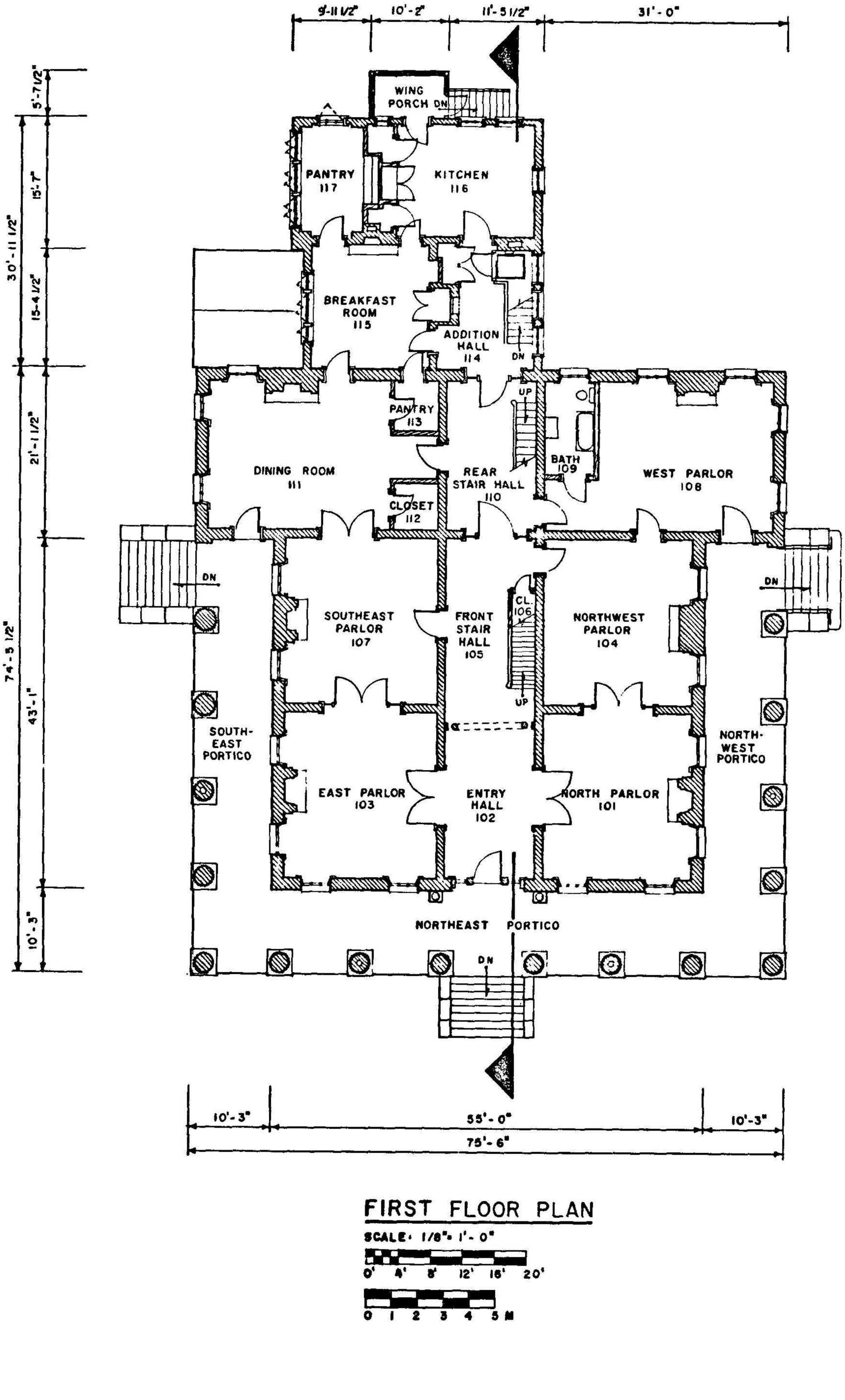

FIRST FLOOR PLAN

SCALE: 1/8"= 1'-0"

0' 4' 8' 12' 16' 20'

0 1 2 3 4 5 M

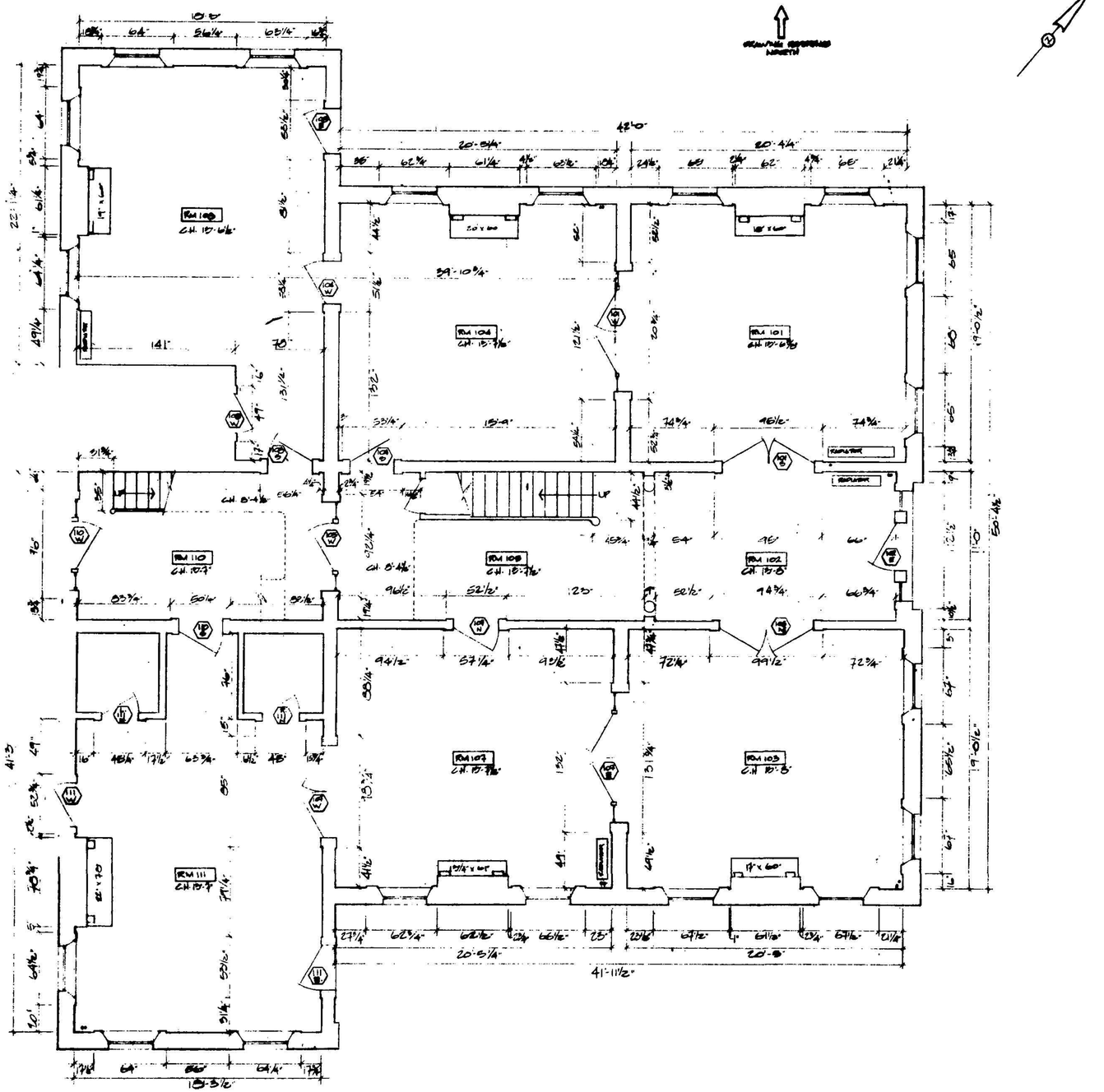

GREY COLUMNS

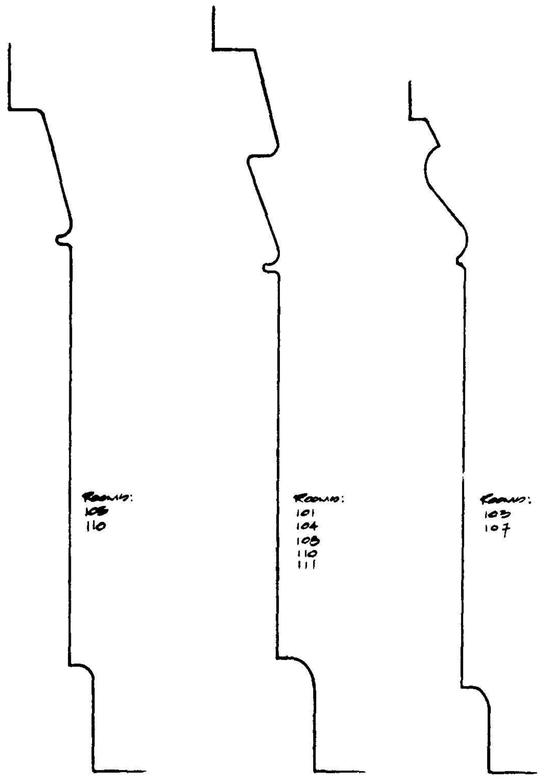

BASE MOLDINGS
FULL SCALE

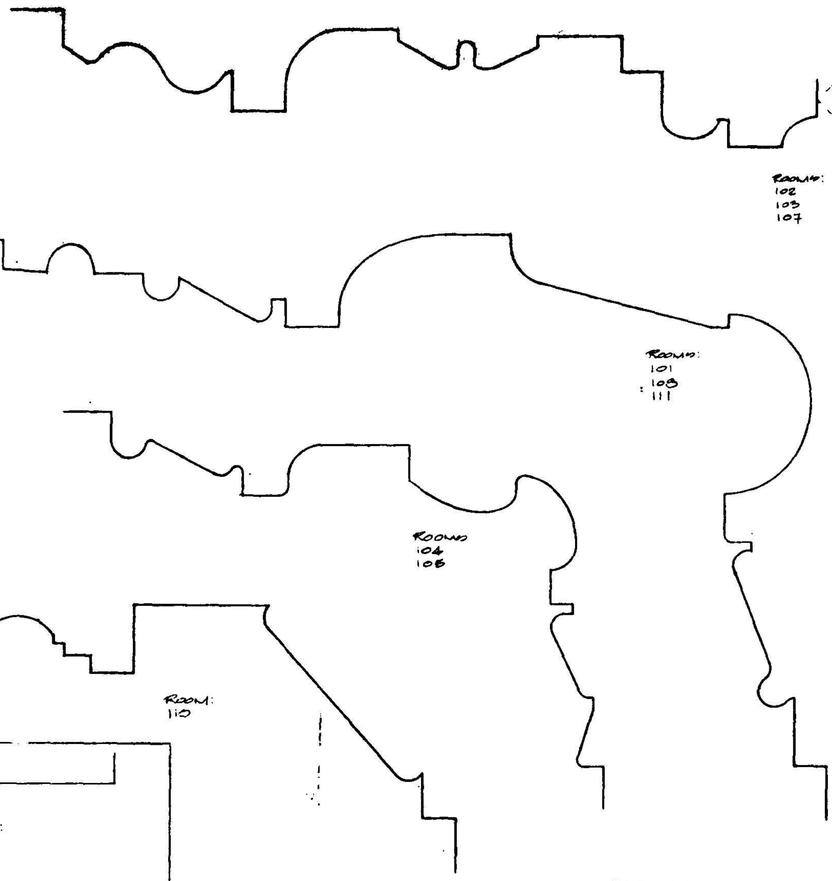

CORNICE MOLDINGS
FULL SCALE

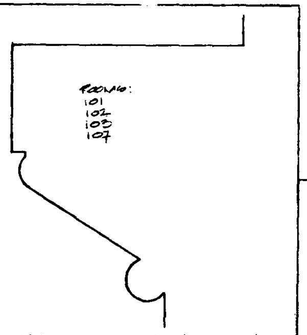

CAP MOLDING, DOORS & WINDOW
FULL SCALE

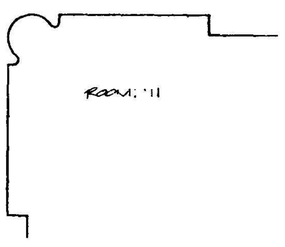

CORNER BOARD (WALL) MOLDING
FULL SCALE

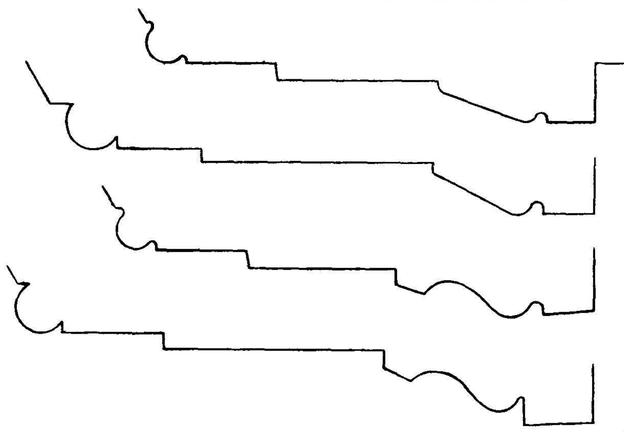

DOOR & WINDOW MOLDING
FULL SCALE

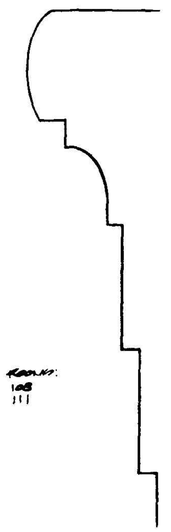

WINDOW SILL MOLDING
FULL SCALE

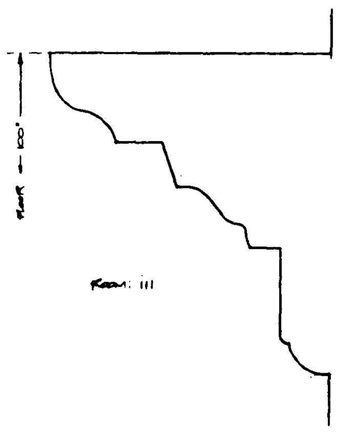

INTERMEDIATE WALL MOLDING
FULL SCALE



ROOM 101, NORTH WALL



ROOM 101 EAST WALL



ROOM 101 SOUTH WALL



ROOM 101, WEST WALL



ROOM 101 NORTH WALL



ROOM 101 EAST WALL



ROOM 104, SOUTH WALL



ROOM 104, WEST WALL



ROOM 103, NORTH WALL



ROOM 103, EAST WALL

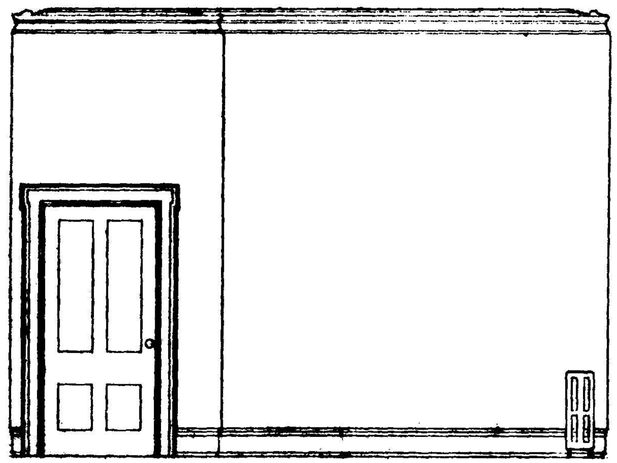

ROOM 103, SOUTH WALL



ROOM 108 WEST WALL



ROOM 108 NORTH WALL



ROOM 108 EAST WALL



ROOM 108 SOUTH WALL



ROOM 108, WEST WALL


ROOM 110 NORTH WALL
ROOM 105 NORTH WALL
ROOM 02 NORTH WALL
ROOM 02, SOUTH WALL
ROOM 105, SOUTH WALL
ROOM 110 SOUTH WALL



ROOM 111 EAST WALLS



ROOM 111 WEST WALLS

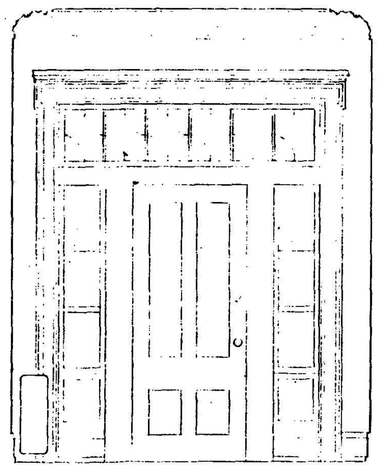

ROOM 102 EAST WALL

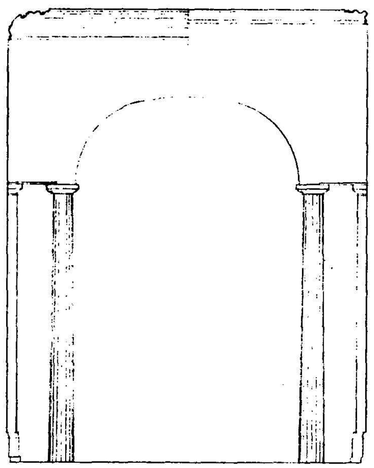

ROOM 102 WEST WALL / ROOM 108 EAST WALL

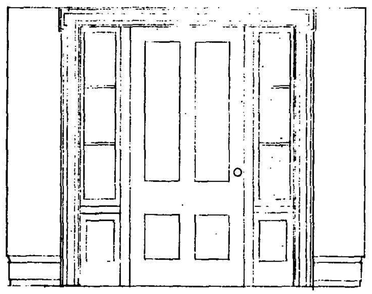

ROOM 108 WEST WALL / ROOM 110 EAST WALL

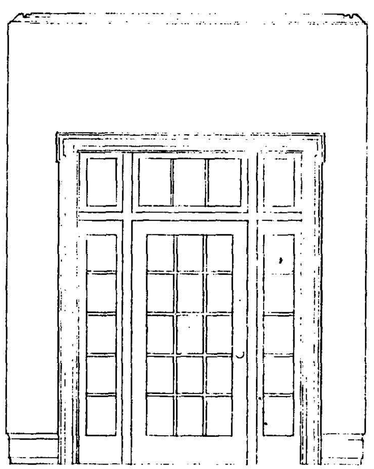

ROOM 110 WEST WALL



ROOM 107 . NORTH WALL



ROOM 107 EAST WALL



ROOM 107 . SOUTH WALL



ROOM 107 WEST WALL



ROOM 111, NORTH WALLS

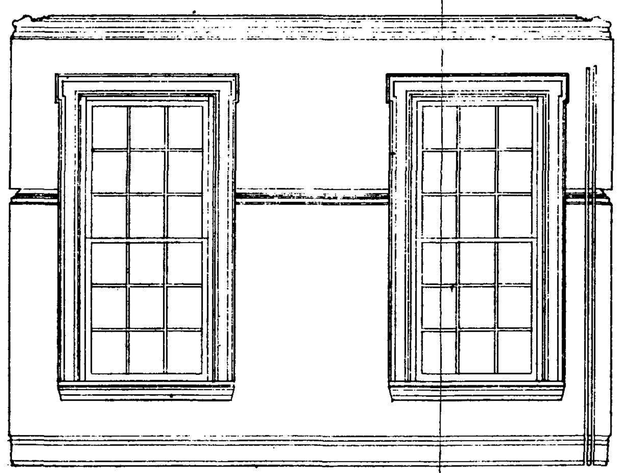

ROOM 111 SOUTH WALL

Room 101 - North Parlor

EXISTING CONDITIONS					1920-1934 DESCRIPTIONS		RECOMMENDATIONS					
ELEMENT	MATERIAL	CONDITION	PERIOD	COMMENTS	MATERIAL	COMMENTS	PRESERVE	REPAIR	REPLACE IN KIND	REMOVE	INSTALL	COMMENTS
Walls	Brick masonry	Good	1850		Same		x					
	Wood lath	Good	1850		Same		x					
	Plaster	Exc.	1920	White gypsum skim coat			x					
	Yellow paint	Exc.	Park	Munsell 10YR 7/5	Tan paint	Munsell 2.5Y 5/4					x	Repaint Munsell 5Y 9/3
Ceiling	Wood lath	Good	1850		Same		x					
	Plaster	Exc.	1920	White gypsum skim coat	Same		x					
	White paint	Exc.	Park	Munsell 5Y 9/2	Beige paint	Munsell 10YR 8/3					x	Repaint Munsell 5Y 9/3
Cornice and Center Rosette	Plaster	Good	1850	Pre-molded sections	Same		x					
	White paint	Exc.	Park	Munsell 5Y 9/2	Beige paint	Munsell 5Y 8.5/2					x	Repaint Munsell 5Y 9/1.5
Floor	Hardwood	Fair	1920	Covered by carpet	Same		x					
	Varnish	Good	1970	Refinished and stripped	Wax	Darker than present	x					
	Carpet	Exc.	Park	Orange GSA carpet	Rug	Area rug				x	x	Recarpet wall-to-wall
Baseboard	Wood	Good	1850	With 1920 base piece painted black	Same		x					
	White paint	Exc.	Park	Munsell N 9.0/	White paint	Munsell N 9.0/					x	Repaint Munsell 5Y 9/1.
Fireplace	Marble mantel	Exc.	1850	Plain white marble	Same		x					
	Marble hearth	Good	1850	Plain white marble	Same		x					
	Gas unit	Missing	1920		Same		x					
	White tile	Good/Fair	1890		Same		x					
	Chimney	Good	1850	Finished as walls	Same	Painting over mantel (Park has painting)	x			x		Remove hooks, repair
Doorway to Entry Hall	Wood casing	Good	1850		Same		x					
	Wood panels	Good	1850	Double panel above doors	Same		x					
	French doors (2)	Good	1920	15 panes each leaf	Same					x		
	White paint	Good	Park	Munsell N 9.0/	White paint	Munsell N 9.0/					x	Repaint Munsell 5Y 9/1.5

Room 101 - North Parlor Cont. (1)

EXISTING CONDITIONS					1920-1934 DESCRIPTIONS		RECOMMENDATIONS					
ELEMENT	MATERIAL	CONDITION	PERIOD	COMMENTS	MATERIAL	COMMENTS	PRESERVE	REPAIR	REPLACE IN KIND	REMOVE	INSTALL	COMMENTS
Doorway to N. W. Parlor	Wood casing	Good	1850	Tri-panel jambs, panel head	Same		x					
	French doors (2)	Good	1920	15 panes each leaf	Same					x		
	Sidelights (2)	Good	1920	5 panes each	Same		x					
	Wood panels (4)	Good	1920	Above doors and sidelights	Same		x					
	White paint	Good	Park	Munsell N 9.0/	White paint	Munsell N 9.0/					x	Repaint Munsell 5Y 9/1.5
S. Window, N. W. Wall	Wood casing	Good	1850		Same		x					
	9/9 d.h. sash	Fair	1850	Sash cords need repair	Same			x				
	Screen	Good	1920	Single panel over lower sash	Same					x		
	White paint	Good	Park	Munsell N 9.0/	White paint	Munsell N 9.0/					x	Repaint Munsell 5Y 9/1.5
	Valance	Missing	1920	Stored by Park	Same	With curtains and drapes					x	Modern curtains and overdrape
N. Window, N. W. Wall	Wood casing	Good	1850		Same		x					
	9/9 d.h. sash	Fair	1850	Some new panes	Same			x				
	Screen	Good	1920	Single panel over lower sash	Same					x		
	White paint	Good	Park	Munsell N 9.0/	White paint	Munsell N 9.0/					x	Repaint Munsell 5Y 9/1.5
	Valance	Missing	1920	Stored by Park	Same	With curtains and drapes					x	Modern curtains and overdrape
W. Window, N. E. Wall	Wood casing	Good	1850		Same		x					
	9/9 d.h. sash	Good	1850	Mostly original glass	Same			x				
	Screen	Good	1920	Single panel ovef lower sash	Same					x		
	White paint	Good	Park	Munsell N 9.0/	White paint	Munsell N 9.0/					x	Repaint Munsell 5Y 9/1.5
	Valance	Missing	1920	Stored by Park	Same	With curtains and drapes					x	Modern curtains and overdrape
E. Window, N. E. Wall	Wood casing	Good	1850		Same		x					
	9/9 d.h. sash	Fair	1850	Sash cords need repair	Same			x				
	Screen	Good	1920	Single panel over lower sash	Same					x		
	White paint	Good	Park	Munsell N 9.0/	White paint	Munsell N 9.0/					x	Repaint Munsell 5Y 9/1.5
	Valance	Missing	1920	Stored by Park	Same	With curtains and drapes					x	Modern curtains and overdrape

Room 101 - North Parlor Cont. (2)

EXISTING CONDITIONS					1920-1934 DESCRIPTIONS		RECOMMENDATIONS					
ELEMENT	MATERIAL	CONDITION	PERIOD	COMMENTS	MATERIAL	COMMENTS	PRESERVE	REPAIR	REPLACE IN KIND	REMOVE	INSTALL	COMMENTS
Radiator	Cast iron	Good	1920		Same					x	x	New HVAC system
	Pipes (2)	Good	1920		Same					x		
	White paint	Good	Park	Munsell N 9.0/	White paint	Munsell N 9.0/				x		
Electric	Chandelier	Good	1940	"Gone With the Wind"	Brass	Stored by Park				x		Patch ceiling hole
	Outlets	Good	1920	In baseboard	Same	Others added later	x					
											x	Fire detection system
											x	Four surface-mounted can lights

Room 102 - Entry Hall

EXISTING CONDITIONS					1920-1934 DESCRIPTIONS		PRESERVE	REPAIR	REPLACE IN KIND	REMOVE	INSTALL	COMMENTS
ELEMENT	MATERIAL	CONDITION	PERIOD	COMMENTS	MATERIAL	COMMENTS						
Walls	Brick masonry	Good	1850		Same		x					
	Wood lath	Good	1850		Same		x					
	Plaster	Exc.	1920	White gypsum skim coat	Same		x					
	Tan paint	Exc.	Park	Munsell 2.5Y 8/4	Unknown						x	Repaint Munsell 10Y 8/2
Ceiling	Wood lath	Good	1850		Same		x					
	Plaster	Exc.	1920	White gypsum skim coat	Same		x					
	White paint	Exc.	Park	Munsell 5Y 9/2	Unknown						x	Repaint Munsell 10Y 6/2
Cornice	Plaster	Fair	1850	Pre-molded sections	Same		x					
	White paint	Good	Park	Munsell 5Y 9/2	Polychromy	Shades of forest green					x	Re-polychrome
	Pink paint	Good	1960	Munsell 10YR 7.5/2	Polychromy	Green leaves, purple grapes					x	Re-polychrome
Rosette and Rim	Plaster	Good	1850	Pre-molded sections	Same		x					
	White paint	Good	Park	Munsell 5Y 9/2	Polychromy	Shades of forest green					x	Re-polychrome
	Pink paint	Good	1960	Munsell 10YR 7.5/2	Polychromy	Shades of forest green					x	Re-polychrome
Floor	Hardwood	Good	1920	Herringbone parquet	Same		x					
	Varnish	Good	1970	Refinished and stripped	Wax	Darker than present		x			x	Refinish, install new Brussels carpet
Baseboard	Wood	Good	1850	With 1920 base piece painted	Same		x					
	White paint	Exc.	Park	Munsell N 9.0/	White paint	Munsell N 9.0/					x	Repaint Munsell 5Y 9/1
Doorway to Portico	Wood casing	Good	1850		Same		x					
	Door	Good	1850	Four panels	Same			x				Reverse swing
	Sidelights (2)	Good	1850	Three pane above wood panel	Same		x					
	Transom	Fair	1850	Seven lights, five panes each	Same		x					
	White paint	Good	Park	Munsell N 9.0/	White paint	Munsell N 9.0/					x	Repaint Munsell 5Y 9/1
Doorway to North Parlor	Wood casing	Good	1850	Single panel jambs, two-panel head	Same		x					
	French doors (2)	Good	1920	15 panes each leaf	Same					x		
	White paint	Good	Park	Munsell N 9.0/	White paint	Munsell N 9.0/					x	Repaint Munsell 5Y 9/1

Room 102 - Entry Hall (Cont.)

EXISTING CONDITIONS					1920-1934 DESCRIPTIONS							
ELEMENT	MATERIAL	CONDITION	PERIOD	COMMENTS	MATERIAL	COMMENTS	PRESERVE	REPAIR	REPLACE IN KIND	REMOVE	INSTALL	COMMENTS
Doorway to East Parlor	Wood casing	Good	1850	Two-panel jambs, two-panel head	Same		x					
	French doors (2)	Good	1920	15 panes each leaf	Same					x		
	White paint	Good	Park	Munsell N 9.0/	White paint	Munsell N 9.0/					x	Repaint Munsell 5Y 9/1
Archway to Front Stair Hall	Plaster Arch.	Good	1850	Pre-molded	Same		x					
	Wood columns (2)	Good	1850	Fluted, no bases, Doric	Same		x					
	Gray paint	Good	Park	Munsell N 5.5/	White paint	Munsell N 9.0/					x	Repaint Munsell 5Y 9/1
	Wood pilasters (2)	Good	1850	Square, single panel on face	Same		x					
	Soffit panels (2)	Good	1850	Between cols., and pilasters	Same		x					
	White paint	Good	Park	Munsell N 9.0/	White paint	Munsell N 9.0/					x	Repaint Munsell 5Y 9/1
Radiator	Cast iron	Good	1920		Same					x	x	New HVAC system
	Pipes (2)	Good	1920		Same					x		
	White paint	Good	Park	Munsell N 9.0/	White paint	Munsell N 9.0/				x		
Electric	Chandelier	Missing	1920	Stored by Park	Brass, glass					x	x	Replica gasolier
	Switch plate	Good	1920		Same		x					
	Outlets	Good	1920	In baseboard	Same		x					
											x	Fire detection system

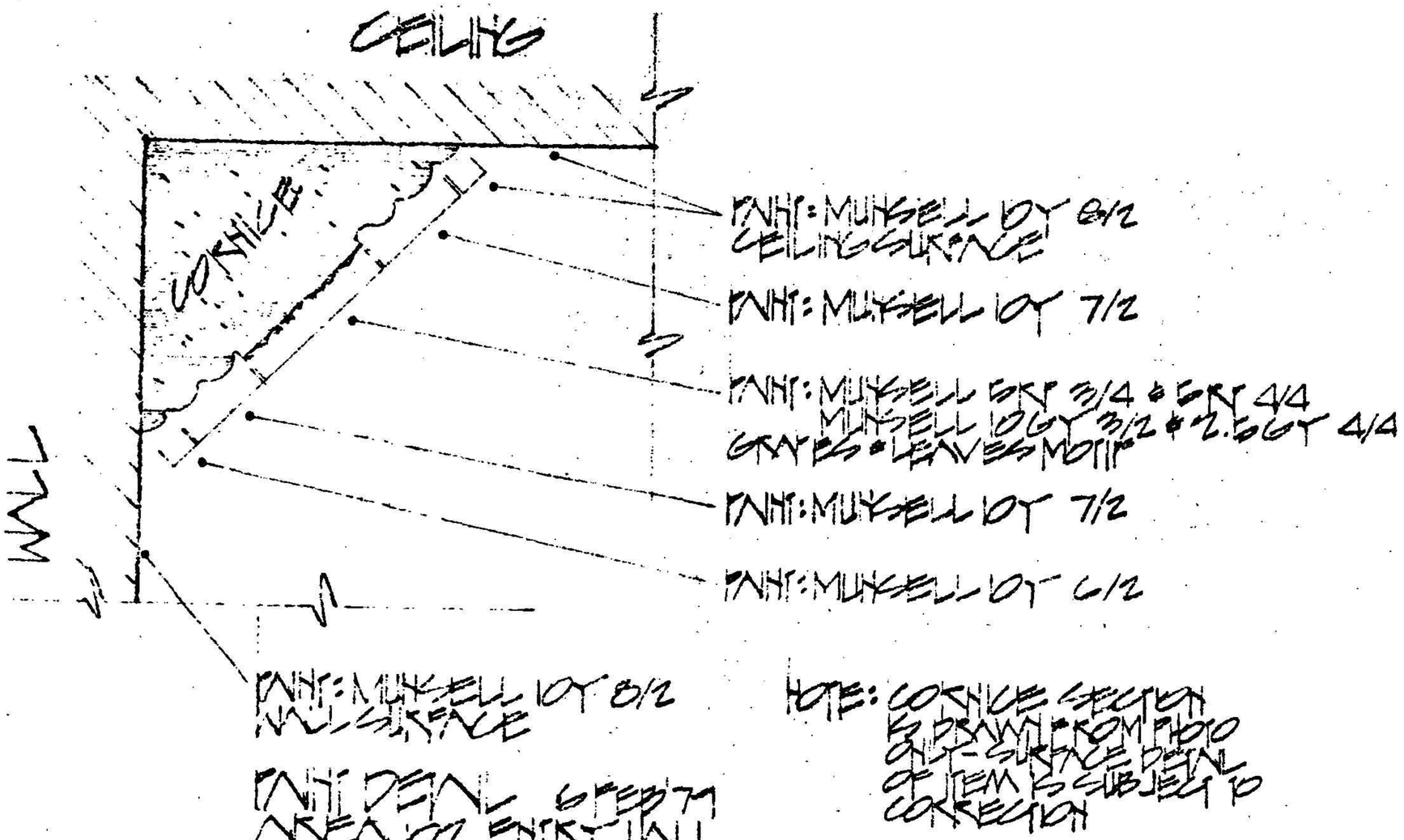
CEILING
CORNICE
WALL
PAINT: MUNSELL 10Y 8/2
CEILING SURFACE
PAINT: MUNSELL 10Y 7/2
PAINT: MUNSELL 5Y 3/4 + 5Y 4/4
MUNSELL 10Y 3/2 + 2.5GY 4/4
GRAPES + LEAVES MOTIF
PAINT: MUNSELL 10Y 7/2
PAINT: MUNSELL 10Y 6/2
PAINT: MUNSELL 10Y 6/2
WALL SURFACE
PAINT DETAIL SHEET M
AREA OF ENTRY HALL
NOTE: CORNICE SECTION
IS DRAWN FROM PHOTO
OF SURFACE DETAIL
OF ITEM IS SUBJECT TO
CORRECTION
PAINT: MUNSELL 10Y 6/2
AREA CEILING & ROSETTE
RM
PAINT DETAIL SHEET M
AREA OF ENTRY HALL
PAINT: MUNSELL 10Y 6/2
MUNSELL 10Y 7/2
ROSETTE CRUST

Room 103 - East Parlor

EXISTING CONDITIONS					1920-1934 DESCRIPTIONS		PRESERVE	REPAIR	REPLACE IN KIND	REMOVE	INSTALL	COMMENTS
ELEMENT	MATERIAL	CONDITION	PERIOD	COMMENTS	MATERIAL	COMMENTS						
Walls	Brick masonry	Good	1850				x					
	Wood lath	Good	1850				x					
	Plaster	Good	1920	White gypsum skim coat	Same	Four hooks in N. W. wall for mirror	x	x				Remove hooks, repair
	Tan paint	Exc.	Park	Munsell 10YR 7/6	Off-white paint	Munsell 5Y 8.5/1					x	Repaint Munsell 5Y 9/3
Ceiling	Wood lath	Good	1850		Same		x					
	Plaster	Exc.	1920	White gypsum skim coat	Same		x					
	White paint	Exc.	Park	Munsell 5Y 9/2	Unknown						x	Repaint Munsell 5Y 9/3
Cornice and Center Rosette	Plaster	Good	1850	Pre-molded sections	Same		x					
	White paint	Good	Park	Munsell 5Y 9/2	Unknown	Probably polychromed					x	Repaint Munsell 5Y 9/1.5
	Tan paint	Good	Park	Munsell 10YR 7/6	Unknown	Probably polychromed					x	
Floor	Hardwood	Fair	1920	Covered by carpet	Same		x					
	Varnish	Good	1970	Stripped and refinished	Wax	Darker than present	x					
	Carpet	Exc.	Park	Orange GSA wall-to-wall	Rug	Persian type				x	x	Recarpet wall-to-wall
Baseboard	Wood	Good	1850	With 1920 base piece painted black	Same		x					
	White paint	Good	Park	Munsell N 9.0/	White paint						x	Repaint Munsell 5Y 9/1.5
Fireplace	Marble mantel	Fair	1850	Plain white lintel piece	Similar	Carved marble lintel	x					
	Marble hearth	Good	1850	Plain white marble	Same		x					
	Brick firebox	Fair	1850		Same		x					
	White paint	Fair	1970	Munsell 2.5Y 8.5/2	White wash	Munsell N 9.5/	x					
	Chimney	Good	1850	Finished as walls	Same	Overmantel mirror, now missing	x				x	Repaint Munsell 5Y 9/1.5
Doorway to Entry Hall	Wood casing	Good	1850		Same		x					
	Wood panel	Good	1850	Double panel above door	Same		x					
	French doors (2)	Good	1920	15 panes each leaf	Same					x		
	White paint	Good	Park	Munsell N 9.0/	White paint	Munsell N 9.0/					x	Repaint Munsell 5Y 9/1.5

Room 103 - East Parlor Cont. (1)

EXISTING CONDITIONS					1920-1934 DESCRIPTIONS						
ELEMENT	MATERIAL	CONDITION	PERIOD	COMMENTS	MATERIAL	COMMENTS	PRESERVE	REPAIR	REPLACE IN KIND	REMOVE	INSTALL	COMMENTS
Doorway to S. E. Parlor	Wood casing	Good	1850	Two-panel jambs, tri-panel head	Same		x					
	French doors (2)	Good	1920	15 panes each leaf	Same					x		
	Sidelights (2)	Good	1920	5 panes each	Same							
	Wood panels (3)	Good	1920	Above doors and side lights	Same		x					
	White paint	Good	Park	Munsell N 9.0/	White paint	Munsell N 9.0/	x				x	Repaint Munsell 5Y 9/1.5
W. Window, N. E. Wall	Wood casing	Good	1850		Same							
	9/9 d.h. sash	Fair	1850	Sash cords need repair	Same		x					
	Screen	Good	1920	Single panel over lower sash	Same			x				
	White paint	Good	Park	Munsell N 9.0/	White paint	Munsell N 9.0/				x	x	Repaint Munsell 5Y 9/1.5
	Valance	Missing	1920	Stored by Park	Same	With curtains and drapes					x	Modern curtains and overdrape
E. Window, N. E. Wall	Wood casing	Good	1850		Same							
	9/9 d.h. sash	Fair	1850	Sash cords need repair	Same		x					
	Screen	Good	1920	Single panel over lower sash	Same			x				
	White paint	Good	Park	Munsell N 9.0/	White paint	Munsell N 9.0/				x	x	Repaint Munsell 5Y 9/1.5
	Valance	Missing	1920	Stored by Park	Same	With drapes and curtians					x	Modern curtains and overdrape
N. Window, S. E. Wall	Wood casing	Good	1850		Same							
	9/9 d.h. sash	Fair	1850	Sash cords need repair	Same		x					
	Screen	Good	1920	Single panel over lower sash	Same			x				
	White paint	Good	Park	Munsell N 9.0/	White paint	Munsell N 9.0/				x	x	Repaint Munsell 5Y 9/1.5
	Valance	Missing	1920	Stored by Park	Same	With drapes and curtains					x	Modern curtains and overdrape
S. Window, S. E. Wall	Wood casing	Good	1850		Same							
	9/9 d.h. sash	Fair	1850	Sash cords need repair	Same		x					
	Screen	Good	1920	Single panel over lower sash	Same			x				
	White paint	Good	Park	Munsell N 9.0/	White paint	Munsell N 9.0/				x	x	Repaint Munsell 5Y 9/1.5
	Valance	Missing	1920	Stored by Park	Same	With curtains and drapes					x	Modern curtains and overdrape

Room 103 - East Parlor (Cont.) (2)

EXISTING CONDITIONS					1920-1934 DESCRIPTIONS		RECOMMENDATIONS					
ELEMENT	MATERIAL	CONDITION	PERIOD	COMMENTS	MATERIAL	COMMENTS	PRESERVE	REPAIR	REPLACE IN KIND	REMOVE	INSTALL	COMMENTS
Radiator	Cast iron	Missing	1920	Pipe stubs in floor	Same					x	x	New HVAC system
	Pipes	Good	1920		Same					x		
	White paint	Good	Park	Munsell N 9.0/	White paint	Munsell N 9.0/				x		
Electric	Chandelier	Missing	1920	Loose wires	Crystal	Not owned by Park				x		Patch ceiling hole
	Outlets	Good	1920	In baseboard	Same	Others added later	x					
	Sconces	Good	1960	Above mantel	None	Mantel urn lamps				x		Repair plaster
											x	Fire detection system
											x	Four surface-mounted can lights

Room 104 - Northwest Parlor

EXISTING CONDITIONS					1920-1934 DESCRIPTIONS		PRESERVE	REPAIR	REPLACE IN KIND	REMOVE	INSTALL	COMMENTS
ELEMENT	MATERIAL	CONDITION	PERIOD	COMMENTS	MATERIAL	COMMENTS						
Walls	Brick masonry	Good	1850		Same		x					
	Wood lath	Good	1850		Same		x					
	Plaster	Exc.	1920	White gypsum skim coat	Same		x					
	Light yellow paint	Exc.	Park	Munsell 2.5Y 8/4	Light green paint	Munsell 5Y 7/2					x	Repaint Munsell 5Y 9/3
Ceiling	Wood lath	Good	1850		Same		x					
	Plaster	Exc.	1920	White gypsum skim coat	Same		x					
	Off-white paint	Exc.	Park	Munsell 5Y 9/3	Tan paint	Munsell 10YR 7/1					x	Repaint Munsell 5Y 9/3
Cornice (no rosette)	Plaster	Good	1850	Pre-molded sections	Same		x					
	Off-white paint	Good	Park	Munsell 2.5Y 9/3	Light green paint	Munsell 10GY 7/4					x	Repaint Munsell 5Y 9/1.5
Floor	Hardwood	Good	1920	Laid northwest-southeast	Same		x					
	Varnish	Good	1920	Darkened with time	Same		x					
					Rugs	Persian type					x	Recarpet wall-to-wall
Baseboard	Wood	Good	1850	With varnished 1920 base piece	Same		x					
	White paint	Good	Park	Munsell N 9.0/	Brown, white paint	Munsell 2.5R 5/3 and N 9.0/					x	Repaint Munsell 5Y 9/1.5
Fireplace	Marble mantel	Good	1850	Plain white marble	Same		x					
	Marble hearth	Good	1850	Plain white marble	Same		x					
	Gas unit frame	Good	1920	Gas unit missing	Same	With gas unit	x					
	White plaster	Good	1920	Infill	Same		x					
	Yellow tile	Good	1890		Same		x					
	Chimney	Good	1850	Finished as walls	Same	Painting over mantel, stored by Park	x				x	Repaint Munsell 5Y 9/1.5
Doorway to North Parlor	Wood casing	Good	1850		Same		x					
	French doors (2)	Good	1920	15 panes each leaf	Same					x		
	Sidelights (2)	Good	1920	5 panes each	Same		x					
	Wood panels (4)	Good	1920	Above doors and sidelights	Same		x					
	White paint	Good	Park	Munsell N 9.0/	Brown paint	Munsell 2.5R 5/3					x	Repaint Munsell 5Y 9/1.5

Room 104 - Northwest Parlor (Cont.)

EXISTING CONDITIONS					1920-1934 DESCRIPTIONS		PRESERVE	REPAIR	REPLACE IN KIND	REMOVE	INSTALL	COMMENTS
ELEMENT	MATERIAL	CONDITION	PERIOD	COMMENTS	MATERIAL	COMMENTS						
Doorway to Center Hall	Wood casing	Good	1850		Same		x					
	Door	Good	1850	Four panels	Same		x					
	White paint	Good	Park	Munsell N 9.0/	Brown paint	Munsell 2.5R 5/3					x	Repaint Munsell 5Y 9/1.5
Doorway to West Parlor	Wood casing	Good	1850	Two-panel jambs and head	Same		x					
	Door	Good	1850	Four panels	Same			x				Reverse swing
	White paint	Good	Park	Munsell N 9.0/	Brown paint	Munsell 2.5R 5/3					x	Repaint Munsell 5Y 9/1.5
S. Window	Wood casing	Good	1850	N. ear missing, abuts chimney	Same		x					
	9/9 d.h. sash	Fair	1850	Sash cords need repair	Same			x				
	White paint	Good	Park	Munsell N 9.0/	Brown paint	Munsell 2.5R 5/3					x	Repaint Munsell 5Y 9/1.5
	Valance	Missing	1920	Stored by Park	Same	With drapes and curtains					x	Modern curtains and overdrape
N. Window	Wood casing	Good	1850		Same		x					
	9/9 d.h. sash	Fair	1850	Sash cords need repair	Same			x				
	White paint	Good	Park	Munsell N 9.0/	Brown paint	Munsell 2.5R 5/3					x	Repaint Munsell 5Y 9/1.5
	Valance	Missing	1920	Stored by Park	Same	With curtains and drapes					x	Modern curtains and overdrape
Radiator	Cast iron	Missing	1920	Pipe stubs in floor	Same					x	x	New HVAC system
	Pipes	Good	1920		Same					x		
	White paint	Good	Park	Munsell N 9.0/	Brown paint	Munsell 2.5R 5/3				x		
Electric	Chandelier	Missing	1920	Stored by Park	Brass		x					Patch ceiling hole
	Outlets	Good	1920	In baseboard	Same	Others added later	x					
											x	Fire detection system
											x	Four surface-mounted can lights

Room 105 - Front Stair Hall

EXISTING CONDITIONS					1920-1934 DESCRIPTIONS		PRESERVE	REPAIR	REPLACE IN KIND	REMOVE	INSTALL	COMMENTS
ELEMENT	MATERIAL	CONDITION	PERIOD	COMMENTS	MATERIAL	COMMENTS						
Walls	Brick masonry	Good	1850	Main walls	Same		x					
	Balloon framing	Good	1850	Closet walls	Same		x					
	Wood lath	Good	1850		Same		x					
	Plaster	Exc.	1920	White gypsum skim coat	Same		x					
	Tan paint	Fair	Park	Munsell 10YR 8/3	Same	107 wall retains hook and nails	x	x				Remove nails and hook
					Light green paint	Munsell 5GY 6/1					x	Repaint Munsell 10Y 8/2
Ceiling	Wood lath	Good	1850		Same							
	Plaster	Exc.	1920	White gypsum skim coat	Same		x					
	Cream paint	Exc.	Park	Munsell 2.5Y 8/3	Same		x					
					Light green paint	Munsell 10Y 6/2					x	Repaint Munsell 10Y 6/2
Cornice	Plaster	Good	1850	Pre-molded sections	Same							
	Cream paint	Exc.	Park	Munsell 2.5Y 8/3	Light green paint	Munsell 10Y 6/2					x	Repaint Munsell 10Y 7/2
Floor	Hardwood	Good	1920	Herringbone parquet	Same							
	Varnish	Good	1970	Stripped and refinished	Wax	Darker than present	x	x				Refinish
					Rugs	Persian type					x	New Brussels carpet
Baseboard	Wood	Good	1850	With 1920 base piece painted black	Same		x					
	White paint	Good	Park	Munsell N 9.0/	White paint	Munsell N 9.0/					x	Repaint Munsell 5Y 9/1
Stair	Wood lath	Good	1850	Underside of stair only	Same		x					
	Plaster	Good	1920	White gypsum skim coat	Same		x					
	Cream paint	Exc.	Park	Munsell 2.5Y 8/3	Light green paint	Munsell 10Y 6/2					x	Repaint Munsell 5Y 9/1
	Stringer	Good	1850		Same		x					
	Risers (25)	Good	1850		Same		x					
	Baseboard	Good	1850	W/ varn. 1920 base at landing			x					
	White paint	Good	Park	Munsell N 9.0/	White paint	Munsell N 9.0/					x	Repaint Munsell 5Y 9/1
	Treads (23)	Good	1850		Same		x					
	Landing	Good	1850		Same		x					
	Rail	Fair	1850	Some looseness	Same				x			
	Balusters (73)	Fair	1850	Some looseness	Same				x			
	Newel post	Good	1850		Same		x					
	Varnish	Good	1920	Dark, glossy	Same		x				x	New Brussels carpet

Room 105 - Front Stair Hall Cont. (1)

EXISTING CONDITIONS					1920-1934 DESCRIPTIONS		RECOMMENDATIONS					
ELEMENT	MATERIAL	CONDITION	PERIOD	COMMENTS	MATERIAL	COMMENTS	PRESERVE	REPAIR	REPLACE IN KIND	REMOVE	INSTALL	COMMENTS
Corner board	Wood	Good	1850	On closet corner	Same		x					
	Tan paint	Good	Park	Munsell 10YR 8/3	Light green paint	Munsell 10Y 6/2					x	Repaint Munsell 5Y 9/1
Archway to Entry Hall	Plaster arch.	Good	1850	Pre-molded	Same		x					
	Wood columns (2)	Good	1850	Fluted, Doric, no bases	Same		x					
	Gray paint	Good	Park	Munsell N 5.5/	White paint	Munsell N 9.0/					x	Repaint Munsell 5Y 9/1
	Wood pilasters (2)	Good	1850	Square, single panel on face	Same		x					
	Soffit panels (2)	Good	1850	Between cols. and pilasters	Same		x					
Doorway to Rear Hall	Wood casing	Good	1850	Two-panel jambs, 4-panel head	Same		x					
	Door	Good	1850	Four panels	Same		x					
	Sidelights (2)	Good	1850	Three lights above wood panel	Same		x					
	White paint	Good	Park	Munsell N 9.0/	White paint	Munsell N 9.0/					x	Repaint Munsell 5Y 9/1
Doorway to Northwest Parlor	Wood casing	Good	1850	Upper north corner abuts stair	Same	Two-panel jambs and head	x					
	Door	Good	1850	Four panels	Same		x					
	White paint	Good	Park	Munsell N 9.0/	White paint	Munsell N 9.0/					x	Repaint Munsell 5Y 9/1
Doorway to Southeast Parlor	Wood casing	Good	1850	Two-panel jambs and head	Same		x					
	Door	Good	1850	Four panels	Same		x					
	White paint	Good	Park	Munsell N 9.0/	White paint	Munsell N 9.0/					x	Repaint Munsell 5Y 9/1
Doorway to Stair Closet	Wood casing	Good	1850		Same		x					
	Door	Good	1850	Two panels	Same		x					
	White paint	Good	Park	Munsell N 9.0/	White paint	Munsell N 9.0/					x	Repaint Munsell 5Y 9/1
Doorway to Stair Landing	Wood casing	Good	1850		Same		x					
	Door	Good	1850	Four panels	Same		x					
	Transom	Good	1850	Three panes	Same		x					
	White paint	Good	Park	Munsell N 9.0/	White paint	Munsell N 9.0/					x	Repaint Munsell 5Y 9/1

Room 105 - Front Stair Hall Cont. (2)

EXISTING CONDITIONS					1920-1934 DESCRIPTIONS		PRESERVE	REPAIR	REPLACE IN KIND	REMOVE	INSTALL	COMMENTS
ELEMENT	MATERIAL	CONDITION	PERIOD	COMMENTS	MATERIAL	COMMENTS						
Radiator	Cast Iron	Missing	1920	Stubs remain in floor	Same					x		Remove stubs
	White paint	Missing	1920		White paint	Munsell N 9.0/	x					
Electric	Light	Good	1920	Round, glass globe, brass mount	Same	Set on underside of landing	x					
											x	Fire detection system

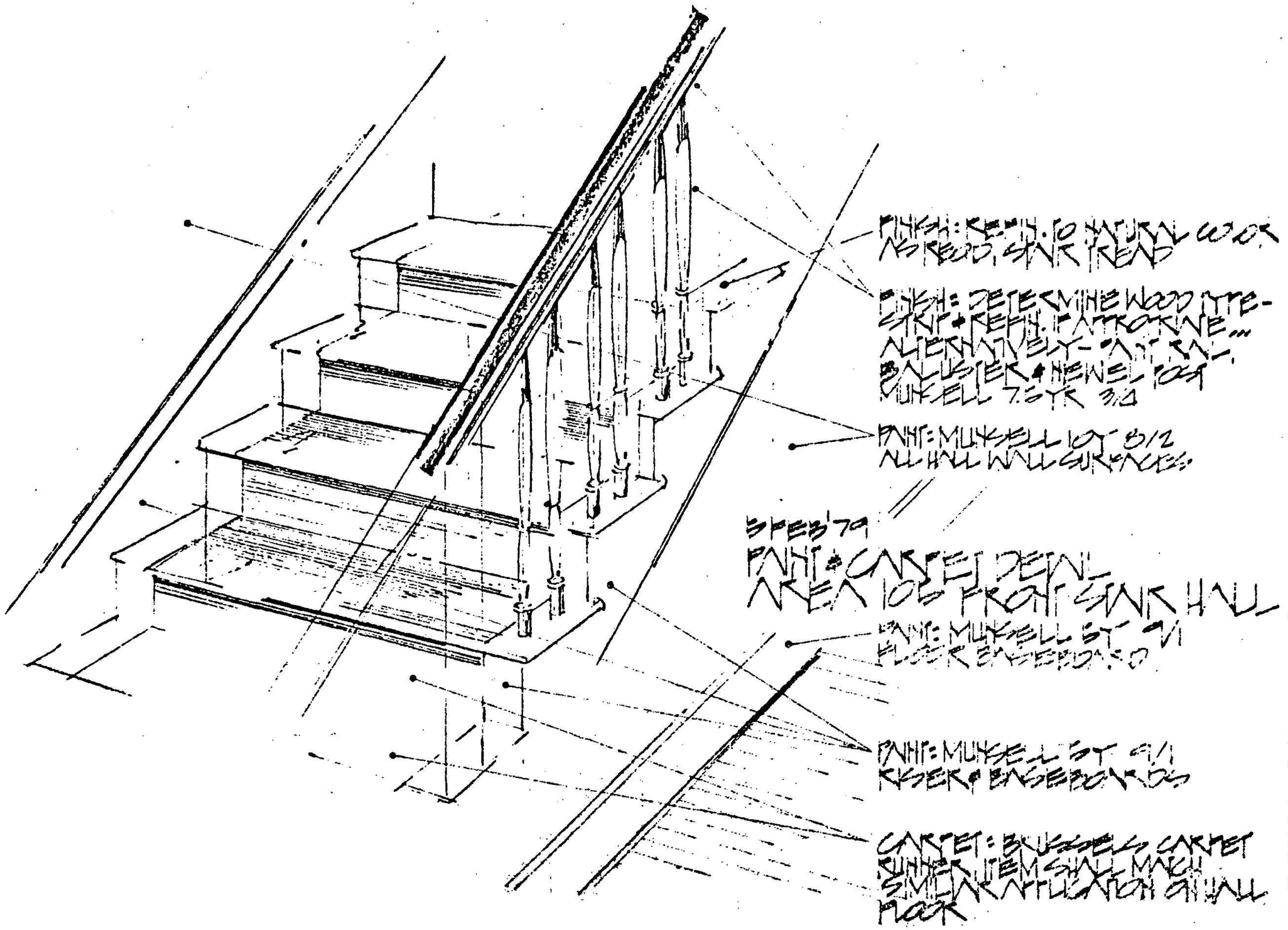
FINISH: REFIN. TO NATURAL COLOR AS REQD, STAIR TREAD
FINISH: DETERMINE WOOD TYPE - STRIP & REFIN. IF APPROPRIATE... ALTERNATIVELY - PAINT RAIL, BALUSTER & NEWEL POST MUNSELL 7.5YR 3/4
PAINT: MUNSELL 10Y 8/2 ALL HALL WALL SURFACES
5 FEB '79
PAINT & CARPET DETAIL AREA 105 FRONT STAIR HALL
PAINT: MUNSELL 5Y 9/1 FLOOR BASEBOARD
PAINT: MUNSELL 5Y 9/1 RISER & BASEBOARDS
CARPET: BRUSSELS CARPET RUNNER ITEM SHALL MATCH SIMILAR APPLICATION ON HALL FLOOR

Room 106 - Front Stair Hall Closet

EXISTING CONDITIONS					1920-1934 DESCRIPTIONS		RECOMMENDATIONS					
ELEMENT	MATERIAL	CONDITION	PERIOD	COMMENTS	MATERIAL	COMMENTS	PRESERVE	REPAIR	REPLACE IN KIND	REMOVE	INSTALL	COMMENTS
Walls	Brick masonry	Good	1850	N. W. wall	Same		x					
	Balloon framing	Good	1850	S. E. and S. W. walls	Same		x					
	Wood lath	Good	1850		Same							
	Plaster	Good	1850	Horsehair lime type	Same		x					
Ceiling	Wood lath	Good	1850	Underside of stair	Same		x					
	Plaster	Good	1850	Horsehair lime type	Same		x					
Floor	Pine	Fair	1850	Wide boards	Same		x					
Baseboard	Pine	Fair	1850	Plain wood	Same		x					
Doorway	Wood casing	Good	1850	Plain wood	Same		x					
	Door	Good	1850	No moldings, two panels	Same		x					
											x	Fire detection system

Room 107 - Southeast Parlor

EXISTING CONDITIONS					1920-1934 DESCRIPTIONS		RECOMMENDATIONS					
ELEMENT	MATERIAL	CONDITION	PERIOD	COMMENTS	MATERIAL	COMMENTS	PRESERVE	REPAIR	REPLACE IN KIND	REMOVE	INSTALL	COMMENTS
Walls	Brick	Good	1850		Same		x					
	Wood lath	Good	1850		Same		x					
	Plaster	Exc.	1920	White gypsum skim coat	Same		x					
	Rose paint	Exc.	Park	Munsell 2.5YR 6.5/4	Off-white paint	Munsell 2.5Y 9/4					x	Repaint Munsell 5Y 9/3
Ceiling	Wood lath	Good	1850		Same		x					
	Plaster	Good	1920	White gypsum skim coat	Same		x					
	White paint	Good	Park	Munsell 5Y 9/2	Unknown						x	Repaint Munsell 5Y 9/3
Cornice and Rosette	Plaster	Good	1850	Matching North Parlor	Same		x					
	White paint	Good	Park	Munsell 5Y 9/2	Unknown	Probably polychromed					x	Repaint Munsell
	Tan paint	Good	1950	Munsell 10YR 7/6	Unknown	Probably polychromed					x	5Y 9/1.5
Floor	Hardwood	Fair	1920	Covered by carpet	Same		x					
	Varnish	Good	1970	Stripped and refinished	Wax	Darker than present	x					
	Carpet	Exc.	Park	Red GSA carpet	Rug	Persian type				x	x	Recarpet wall-to-wall
Baseboard	Wood	Good	1850	With 1850 base piece painted black	Same		x					
	White paint	Good	Park	Munsell N 9.0/	White paint	Munsell N 9.0/					x	Repaint Munsell 5Y 9/1.5
Fireplace	Marble mantel	Good	1850	Carved white marble	Same		x					
	Firebox	Good	1850	Missing gas unit	Same	With gas unit	x					
	White paint	Good	1950	Not sampled	Whitewash	Munsell N 9.5/	x					
	White tilework	Fair	1920		Same		x					
	Chimney	Good	1850	Finished as walls	Same	With mirror hung on hooks	x	x				Remove hooks
Doorway to East Parlor	Wood casing	Good	1850		Same		x					
	French doors(2)	Good	1920	15 panes each leaf	Same					x		
	Sidelights (2)	Good	1920	5 panes each	Same		x					
	Wood panels (4)	Good	1850	Above doors and sidelights	Same		x					
	White paint	Good	Park	Munsell N 9.0/	White paint	Munsell N 9.0/					x	Repaint Munsell 5Y 9/1.5

Room 107 - Southeast Parlor Cont.

EXISTING CONDITIONS					1920-1934 DESCRIPTIONS		RECOMMENDATIONS					
ELEMENT	MATERIAL	CONDITION	PERIOD	COMMENTS	MATERIAL	COMMENTS	PRESERVE	REPAIR	REPLACE IN KIND	REMOVE	INSTALL	COMMENTS
Doorway to Dining Room	Wood casing	Good	1850	Two-panel jambs and head	Same		x					
	French doors (2)	Good	1920	15 panes each leaf	Same					x		
	Wood panels (2)	Good	1850	Above doors	Same		x					
	White paint	Good	Park	Munsell N 9.0/	White paint	Munsell N 9.0/					x	Repaint Munsell 5Y 9/1.5
Doorway to Front Stair Hall	Wood casing	Good	1850		Same		x					
	Door	Good	1850	Four panels	Same		x					
	White paint	Good	Park	Munsell N 9.0/	White paint	Munsell N 9.0/					x	Repaint Munsell 5Y 9/1.5
S. Window	Wood casing	Good	1850	Ear missing, abuts chimney	Same		x					
	9/9 d.h. sash	Fair	1850	Sash cords need repair	Same			x				
	Screen sash	Good	1920	Single panel over lower sash	Same					x		
	White paint	Good	Park	Munsell N 9.0/	White paint	Munsell N 9.0/					x	Repaint Munsell 5Y 9/1.5
	Valance	Missing	1920	Stored at Park	Same	With drapes and curtains					x	Modern curtains and overdrape
N. Window	Wood casing	Good	1850		Same		x					
	9/9 d.h. sash	Fair	1850	Sash cords need repair	Same			x				
	Screen sash	Good	1920	Single panel over lower sash	Same					x		
	White paint	Good	Park	Munsell N 9.0/	White paint	Munsell N 9.0/					x	Repaint Munsell 5Y 9/1.5
	Valance	Missing	1920	Stored at Park	Same	With curtains and drapes					x	Modern curtains and overdrape
Radiator	Cast iron	Good	1920		Same					x	x	New HVAC system
	Pipes (2)	Good	1920		Same					x		
	White paint	Good	Park	Munsell N 9.0/	White paint	Munsell N 9.0/				x		
Electric	Chandelier	Missing	1920	Stored at Park	Same					x		Patch ceiling hole
	Sconces (2)	Good	1950	Flanking mantel mirror	Others					x		Patch holes
	Outlets	Good	1920	In baseboard	Same	Others added later	x					
											x	Fire detection system
											x	Four surface-mounted can lights

Room 108 - West Parlor

EXISTING CONDITIONS					1920-1934 DESCRIPTIONS		RECOMMENDATIONS					
ELEMENT	MATERIAL	CONDITION	PERIOD	COMMENTS	MATERIAL	COMMENTS	PRESERVE	REPAIR	REPLACE IN KIND	REMOVE	INSTALL	COMMENTS
Walls	Brick masonry	Good	1850	Main walls			x					
	Balloon framing	Good	1850	Bathroom walls	Same		x				x	Hole(s) for projection and new doorway
	Wood lath	Good	1850		Same		x					
	Plaster	Exc.	1920	White gypsum skim coat	Same		x					
	Rose paint	Exc.	Park	Munsell 2.5R 7/6	Cream paint	Munsell 2.5Y 9/2					x	Repaint Munsell 5Y 9/3
Ceiling	Wood lath	Good	1850		Same		x					
	Plaster	Exc.	1920	White gypsum skim coat	Same		x					
	Rose paint	Exc.	Park	Munsell 2.5R 7/6	Tan paint	Munsell 2.5Y 7/2					x	Repaint Munsell 5Y 9/3
Cornice and Center Ring	Plaster	Good	1850	Pre-molded sections	Same		x					
	White paint	Good	1970	Munsell N 9.0/	Off-white paint	Munsell 2.5Y 8.5/4					x	Repaint Munsell 5Y 9/1.5
Floor	Hardwood	Good	1920	Laid northeast-southwest	Same		x					
	Varnish	Good	1920	Darkened with time	Same		x					
	Carpets	Exc.	Park	Red rubber strips	Rug	Area rug				x	x	Recarpet wall-to-wall
Baseboard	Wood	Good	1850	With varnished 1920 base piece	Same		x					
	White paint	Good	Park	Munsell N 9.0/	White paint	Munsell N 9.0/					x	Repaint Munsell 5Y 9/1.5
Fireplace	Marble mantel	Good	1850	Plain white marble	Same		x					
	Marble hearth	Good	1850	Plain white marble	Same		x					
	Plaster infill	Good	1880	Converted for stove pipe	Same			x			x	Repaint Munsell 5Y 9/1.5
	Round plate	Good	1920	In stove pipe hole	Same					x		
	Chimney	Good	1850	Finished as walls	Same		x				x	Repaint Munsell 5Y 9/1.5
Doorway to Portico	Wood casing	Good	1850		Same		x				x	Add exit sign above
	Door	Good	1850	Four panels	Same			x				Reverse swing
	White paint	Good	Park	Munsell N 9.0/	White paint	Munsell N 9.0/					x	Repaint Munsell 5Y 9/1.5

Room 108 - West Parlor (Cont.) (1)

EXISTING CONDITIONS					1920-1934 DESCRIPTIONS		PRESERVE	REPAIR	REPLACE IN KIND	REMOVE	INSTALL	COMMENTS
ELEMENT	MATERIAL	CONDITION	PERIOD	COMMENTS	MATERIAL	COMMENTS						
Doorway to N. W. Parlor	Wood casing	Good	1850		Same		x					
	Door	Good	1850	Four panels	Same			x				Reverse swing
	White paint	Good	Park	Munsell N 9.0/	White paint	Munsell N 9.0/					x	Repaint Munsell 5Y 9/1.5
Doorway to Rear Stair Hall	Wood casing	Good			Same		x					
	Door	Good	1850	Four panels	Same		x					
	White paint	Good	Park	Munsell N 9.0/	White paint	Munsell N 9.0/					x	Repaint Munsell 5Y 9/1.5
Doorway to Bathroom	Wood casing	Good	1850		Same		x	x				
	Door	Good	1850	Four panels	Same		x	x				
	White paint	Good	Park	Munsell N 9.0/	White paint	Munsell N 9.0/					x	Repaint Munsell 5Y 9/1.5
E. Window, S. W. Wall	Wood casing	Good	1850		Same		x					
	6/6 d.h. sash	Good	1850		Same			x				
	Venetian blinds	Fair	1950	Broken	None				x			
	White paint	Good	Park	Munsell N 9.0/	White paint	Munsell N 9.0/					x	Repaint Munsell 5Y 9/1.5
	Valance	Good	1920		Same				x		x	Modern curtains on wall and overdrape
W. Window, S. W. Wall	Wood casing	Good	1850		Same		x					
	6/6 d.h. sash	Good			Same			x				
	Venetian blinds	Fair	1950	Broken	Same				x			
	White paint	Good	Park	Munsell N 9.0/	White paint	Munsell N 9.0/					x	Repaint Munsell 5Y 9/1.5
	Valance	Good	1920		Same				x		x	Modern curtains on wall and overdrape
S. Window, N. W. Wall	Wood casing	Good	1850		Same		x					
	6/6 d.h. sash	Good	1850		Same			x				
	Venetian blinds	Good	1950		None				x			
	White paint	Good	Park	Munsell N 9.0/	White paint	Munsell N 9.0/					x	Repaint Munsell 5Y 9/1.5
	Valance	Good	1920		Same				x		x	Modern curtains on wall and overdrape
N. Window N. W. Wall	Wood casing	Good	1850		Same		x					
	6/6 d.h. sash	Good	1850		Same			x				
	Venetian blinds	Fair	1950	Broken	None				x			
	White paint	Good	Park	Munsell N 9.0/	White paint	Munsell N 9.0/					x	Repaint Munsell 5Y 9/1.5
	Valance	Good	1920		Same				x		x	Modern curtains on wall and overdrape

Room 108 - West Parlor (Cont.) (2)

EXISTING CONDITIONS					1920-1934 DESCRIPTIONS							
ELEMENT	MATERIAL	CONDITION	PERIOD	COMMENTS	MATERIAL	COMMENTS	PRESERVE	REPAIR	REPLACE IN KIND	REMOVE	INSTALL	COMMENTS
Radiator	Cast Iron	Good	1920		Same							
	White paint	Good	1920	Munsell N 9.0/	White paint	Munsell N 9.0/				x	x	New HVAC system
										x		
Electric	Chandelier	Missing	1920	Electric wires and gas pipe	Same							
	Outlets	Good	1920	In baseboard	Same	Others added later	x	x				Patch hole
											x	Fire detection system
											x	Six surface-mounted can lights with dimmer control in room 109 (Bathroom)
											x	Freestanding screen-wall with speakers and remote control switches - consult HFC AV Division



Room 109 - West Parlor Bathroom - Northwest Wall



Room 109 - West Parlor Bathroom Southeast Wall

Room 109 - West Parlor Bathroom

EXISTING CONDITIONS					1920-1934 DESCRIPTIONS		RECOMMENDATIONS					
ELEMENT	MATERIAL	CONDITION	PERIOD	COMMENTS	MATERIAL	COMMENTS	PRESERVE	REPAIR	REPLACE IN KIND	REMOVE	INSTALL	COMMENTS
Walls	Brick masonry	Good	1850	S.E. and S.W. walls	Same		x					
	Balloon framing	Good	1850	N.E. and N.W. walls	Same		x				x	Hole for projection and new historic doorway, n.w. wall
	Wood lath	Good	1850	Upper walls, beneath plaster	Same		x					
	Plaster	Good	1920	White gypsum skim coat	Same		x					
	Green paint	Good	1970	Munsell 7.5GY 8/2	Off-white paint	Munsell 2.5Y 8.5/3					x	Repaint Munsell 5Y 9/1.5
	Metal lath	Good	1950	Lower walls beneath tile	Wood lath		x					
	Tilework	Good	1950	Green with black borders	Plaster					x		Replaster walls
Ceiling	Metal lath	Good	1950	Ceiling lowered	Wood lath		x					
	Plaster	Good	1950	White gypsum skim coat	Similar	Ceiling higher	x					
	Green paint	Good	1970	Munsell 7.5GY 8/2	Off-white paint	Munsell 2.5Y 8.5/3					x	Repaint Munsell 5Y 9/1.5
Floor	Tilework	Good	1950	Green and white checkerboard	Wood	Varnished				x	x	New floor
Doorway to West Parlor	Wood casing	Good	1850		Same							
	Door	Good	1850	Four panels	Same							
	White paint	Good	Park	Munsell N 9.0/	White paint	Munsell N 9.0/					x	Repaint Munsell 5Y 9/1.5
Window	Wood casing	Good	1850		Same		x					
	6/6 d.h. sash	Fair	1850	Covered with plywood	Same		x			x		Remove plywood
	Tan paint	Good	1970	Munsell 2.5Y 8/6	White paint	Munsell N 9.0/					x	Repaint Munsell 5Y 9/1.5
Fixtures	Bathtub	Good	1950		None					x		All fixtures to be retained by Park Service
	Sink	Good	1950		None					x		
	Toilet	Good	1950		None					x		
	Mirror	Good	1950		None					x		
Electric	Light	Missing	1950	In ceiling	Unknown						x	New light
	Sconces (2)	Poor	1950	One missing, flanking mirror	Unknown					x		Repair wall
	Outlets	Good	1950		Unknown		x					
Heating	Gas unit	Good	1920	Set in S. end, S.E. wall	Same					x	x	New HVAC system
											x	Fire detection system

Room 110 - Rear Stair Hall

EXISTING CONDITIONS					1920-1934 DESCRIPTIONS		RECOMMENDATIONS					
ELEMENT	MATERIAL	CONDITION	PERIOD	COMMENTS	MATERIAL	COMMENTS	PRESERVE	REPAIR	REPLACE IN KIND	REMOVE	INSTALL	COMMENTS
Walls	Brick masonry	Good	1850		Same		x					
	Wood lath	Good	1850		Same		x					
	Plaster	Exc.	1920	White gypsum skim coat	Same		x	x				Remove nails & hooks
	Cream paint	Good	Park	Munsell 2.5Y 8.5/4	Green paint	Munsell 5Y 6/2					x	Repaint Munsell 5Y 9/3
Ceiling	Wood lath	Good	1850		Same		x					
	Plaster	Good	1920	White gypsum skim coat	Same		x					
	Cream paint	Good	Park	Munsell 2.5Y 8.5/4	Green paint	Munsell 5Y 6/2					x	Repaint Munsell 5Y 9/3
Cornice	Plaster	Good	1850	Pre-molded sections	Same		x					
	Cream paint	Good	Park	Munsell 2.5Y 8.5/4	Green paint	Munsell 5Y 6/2					x	Repaint Munsell 5Y 9/1.5
Floor	Hardwood	Good	1920	Herringbone parquet	Same		x					
	Varnish	Good	1920	Darkened with time	Same		x					
					Rugs	Area rugs					x	Recarpet wall-to-wall as in rm. 108 & 111
Baseboard	Wood	Good	1920	With varnished 1920 base piece	Same		x					
	White paint	Good	Park	Munsell N 9.0/	White paint	Munsell N 9.0/					x	Repaint Munsell 2.5Y 8/2
Stair	Wood lath	Good	1850	Underside of stair only	Same		x					
	Plaster	Fair	1920	Minor separation of keys	Same			x				
	Cream paint	Good	Park	Munsell 2.5Y 8.5/4	Green paint	Munsell 5Y 6/2					x	Repaint Munsell 5Y 9/1.5
	Stringer	Good	1850		Same		x					
	Brackets (37)	Good	1850	Sawn, decorative	Same		x					
	Risers (25)	Good	1850		Same		x					
	Baseboard	Good	1850	With varn. 1920 base at landing	Same		x					
	White paint	Good	Park	Munsell N 9.0/	White paint	Munsell N 9,0/					x	Repaint Munsell 2.5Y 8/2
	Treads (23)	Good	1850		Same		x					
	Landing	Good	1850		Same		x					
	Rail	Fair	1850	Some looseness	Same				x			
	Balusters (76)	Fair	1850	Some looseness	Same				x			
	Newel post	Good	1850		Same		x					
	Varnish	Good	1920	Dark, glossy	Same		x					
											x	Carpet runner

Room 110 - Rear Stair Hall (Cont.)

EXISTING CONDITIONS					1920-1934 DESCRIPTIONS		RECOMMENDATIONS					
ELEMENT	MATERIAL	CONDITION	PERIOD	COMMENTS	MATERIAL	COMMENTS	PRESERVE	REPAIR	REPLACE IN KIND	REMOVE	INSTALL	COMMENTS
Doorway to Front Stair Hall	Wood casing	Good	1850		Same		x					
	Door	Good	1850	Four panels	Same		x					
	Sidelights (2)	Good	1850	Three lights above wood panel	Same		x					
	White paint	Good	Park	Munsell N 9.0/	White paint	Munsell N 9.0/					x	Repaint Munsell 2.5Y 8/2
Doorway to Addition Hall	Wood casing	Good	1850		Same							
	French door	Good	1920	15 panes of glass	Same		x				x	Add exit sign above
	Sidelights (2)	Good	1920	5 panes each	Same			x				Reverse swing
	Transom	Good	1850,1920	3 panes over door, 1 each side	Same	Door transom original	x					
	White paint	Good	Park	Munsell N 9.0/	White paint	Munsell N 9.0/					x	Repaint Munsell 2.5Y 8/2
Doorway to West Parlor	Wood casing	Good	1850	Upper south corner abuts stair	Same	Two-panel jambs and head	x					
	Door	Good	1850	Four panels	Same		x					
	White paint	Good	Park	Munsell N 9.0/	White paint	Munsell N 9.0/					x	Repaint Munsell 2.5Y 8/2
Doorway to Dining Room	Wood casing	Good	1850	Two-panel jambs and head	Same		x					
	Door	Good	1850	Four panels	Same		x					
	White paint	Good	Park	Munsell N 9.0/	White paint	Munsell N 9.0/					x	Repaint Munsell 2.5Y 8/2
Doorway at Stair Landing	Wood casing	Good	1850		Same		x					
	Door	Good	1850	Four panels	Same		x					
	Transom	Good	1850	Three panes	Same		x					
	White paint	Good	Park	Munsell N 9.0/	White paint	Munsell N 9.0/					x	Repaint Munsell 2.5Y 8/2
Radiator	Cast iron	Missing	1920	Stubs remain in floor	Same					x		Remove stubs
					White paint	Munsell N 9.0/	x					
Gas heater	Metal	Good	1950	Next to dining room door	None					x	x	New HVAC system
Electric	Light	Missing	1920	In upper ceiling	Fixture						x	Modern recessed can light
	Switch	Good	1920	With exposed conduit	Same		x					
					Telephone	Beneath stair	x					
											x	Fire detection system

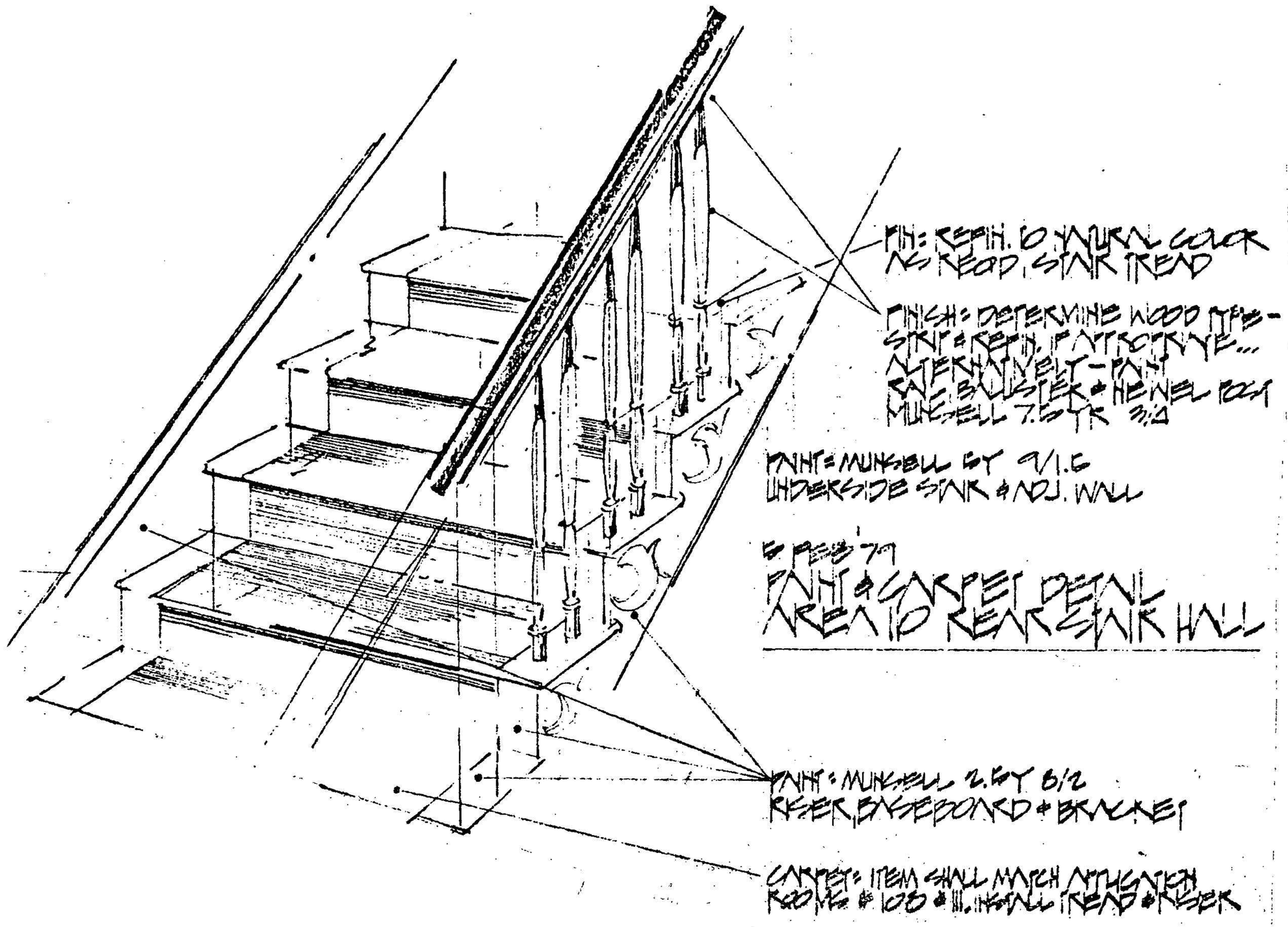
FIN: REFIN. TO NATURAL COLOR AS REQD. STAIR TREAD
FINISH: DETERMINE WOOD TYPE - STRIP & REFIN. IF APPROPRIATE... ALTERNATIVELY - PAINT RAIL, BALUSTER & NEWEL POST MUNSELL 7.5 YR 3/4
PAINT: MUNSELL 5Y 9/1.5 UNDERSIDE STAIR & ADJ. WALL
5 FEB '79
PAINT & CARPET DETAIL AREA 10 REAR STAIR HALL
PAINT: MUNSELL 2.5Y 8/2 RISER, BASEBOARD & BRACKET
CARPET: ITEM SHALL MATCH APPLICATION ROOMS #108 & 111. INSTALL TREAD & RISER

Room 111 - Dining Room

EXISTING CONDITIONS					1920-1934 DESCRIPTIONS		RECOMMENDATIONS					
ELEMENT	MATERIAL	CONDITION	PERIOD	COMMENTS	MATERIAL	COMMENTS	PRESERVE	REPAIR	REPLACE IN KIND	REMOVE	INSTALL	COMMENTS
Walls	Brick masonry	Good	1850	Main walls	Same		x					
	Balloon framing	Good	1850	Closet walls	Same		x					
	Wood lath	Good	1850		Same		x					
	Plaster	Exc.	1920	White gypsum skim coat	Same	Hook and 2 nailing plugs added on N. E. wall for pier glass	x	x				Remove hooks and plugs
	Yellow paint	Exc.	Park	Munsell 2.5Y 7/6	Wallpaper Grass cloth	Above plate rail Below plate rail					x	Repaint Munsell 5Y 9/3 all areas
Ceiling	Wood lath	Good	1850		Same		x					
	Plaster	Fair	1920	White gypsum skim coat	Same		x					
	White paint	Exc.	Park	Munsell 5Y 9/2	Off-white paint	Munsell 2.5Y 8/4					x	Repaint Munsell 5Y 9/3
Cornice and Center Rossette	Plaster	Good	1850	Pre-molded sections	Same		x					
	White paint	Exc.	Park	Munsell N 9.0/	Off-white paint	Munsell 2.5Y 8/4					x	Repaint Munsell 5Y 9/1.5 both cornice and rosette
	Yellow paint	Exc.	Park	Munsell 2.5Y 7/6 (Rosette)	Off-white paint	Munsell 2.5Y 8/4						
Floor	Hardwood	Good	1920	Covered by carpet	Same		x					
	Varnish	Good	1970	Stripped and refinished	Wax	Darker than present	x					
	Carpet	Exc.	Park	Yellow GSA wall-to-wall	Rug	Persian type				x	x	Recarpet wall-to-wall
Baseboard	Wood	Good	1850	With 1920 base piece painted black	Same		x					
	White paint	Good	Park	Munsell N 9.0/	White paint	Munsell N 9.0/					x	Repaint Munsell 5Y 9/1.5
Fireplace	Mantel	Good	1920	Cast Roman cement	Same	Elaborate Renaissance Design	x					
	Tile hearth	Fair	1920	Crazed white tiles	Same		x					
	Tile fire frame	Fair	1920	Crazed white tiles	Same		x					
	Gas unit	Missing	1920		Same		x					
	Fire box	Good	1920	Fire brick masonry	Same		x					
	Fire box floor	Good	1920	Concrete	Same	Enlarged ca. 1920	x					
	Chimney	Good	1850,1920	Finished as walls	Same		x				x	Repaint Munsell 5Y 9/1.5

Room 111 - Dining Room (Cont.) (1)

EXISTING CONDITIONS					1920-1934 DESCRIPTIONS		RECOMMENDATIONS					
ELEMENT	MATERIAL	CONDITION	PERIOD	COMMENTS	MATERIAL	COMMENTS	PRESERVE	REPAIR	REPLACE IN KIND	REMOVE	INSTALL	COMMENTS
Doorway to Portico	Wood casing	Good	1850		Same		x				x	Add exit sign above
	Door	Good	1920	Eight panes above wood panel	Same	Originally 4-panel door				x	x	Door from 2nd floor
	White paint	Good	Park	Munsell N 9.0/	White paint	Munsell N 9.0/					x	Repaint Munsell 5Y 9/1.5
Doorway to S. E. Parlor	Wood casing	Good	1850		Same		x					
	French doors (2)	Good	1920	15 panes of glass each leaf	Same					x		
	White paint	Good	Park	Munsell N 9.0/	White paint	Munsell N 9.0/					x	Repaint Munsell 5Y 9/1.5
Doorway to Rear Stair Hall	Wood casing	Good	1850		Same		x					
	Door	Good	1850	Four panels	Same		x					
	White paint	Good	Park	Munsell N 9.0/	White paint	Munsell N 9.0/					x	Repaint Munsell 5Y 9/1.5
Doorway to Breakfast Room	Wood casing	Good	1920	Single-panel jambs and head	Same	Originally window casing	x					
	French door	Good	1920	15 panes of glass	Same	Originally 6/6 d.h. sash	x					Paint glass
	White paint	Good	Park	Munsell N 9.0/	White paint	Munsell N 9.0/					x	Repaint Munsell 5Y 9/1.5
Doorway to S. Closet	Wood casing	Good	1850		Same		x					
	Door	Good	1850	Four panels	Same		x					
	White paint	Good	Park	Munsell N 9.0/	White paint	Munsell N 9.0/					x	Repaint Munsell 5Y 9/1.5
Doorway to N. Closet	Wood casing	Good	1850		Same		x					
	Door	Good	1850	Four panels	Same		x					
	White paint	Good	Park	Munsell N 9.0/	White paint	Munsell N 9.0/					x	Repaint Munsell 5Y 9/1.5
Plate Rail	Wood	Fair	1920	Section on N. E. wall cut for pier glass	Same	Continuous molding	x		x			Replace missing section
	White paint	Good	Park	Munsell N 9.0/	White paint	Munsell N 9.0/					x	Repaint Munsell 5Y 9/1.5
Corner boards (2)	Wood	Good	1850	On closet corners	Same		x					
	White paint	Exc.	Park	Munsell N 9.0/	White paint	Munsell N 9.0/					x	Repaint Munsell 5Y 9/1.5

Room 111 - Dining Room (Cont. - 2)

EXISTING CONDITIONS					1920-1934 DESCRIPTIONS		RECOMMENDATIONS					
ELEMENT	MATERIAL	CONDITION	PERIOD	COMMENTS	MATERIAL	COMMENTS	PRESERVE	REPAIR	REPLACE IN KIND	REMOVE	INSTALL	COMMENTS
Window, S.W. Wall	Wood casing	Good	1850		Same		x					
	6/6 d.h. sash	Good	1850		Same			x				
	Screen	Good	1920	Single panel over lower sash	Same					x		
	White paint	Good	Park	Munsell N 9.0/	White paint	Munsell N 9.0/					x	Paint Munsell 5Y 9/1.5
	Valance	Missing	1920	Stored by Park	Same	With drapes and curtains					x	Modern curtains and overdrape
S. Window, S.E. Wall	Wood casing	Good	1850		Same		x					
	6/6 d.h. sash	Good	1850		Same			x				
	Screen	Good	1920	Single panel over lower sash	Same					x		
	White paint	Good	Park	Munsell N 9.0/	White paint	Munsell N 9.0/					x	Paint Munsell 5Y 9/1.5
	Valance	Missing	1920	Stored by Park	Same	With curtains and drapes					x	Modern curtains and overdrape
N. Window, S.E. Wall	Wood casing	Good	1850		Same		x					
	6/6 d.h. sash	Good	1850		Same			x				
	Screen	Good	1920	Single panel over lower sash	Same					x		
	White paint	Good	Park	Munsell N 9.0/	White paint	Munsell N 9.0/					x	Paint Munsell 5Y 9/1.5
	Valance	Missing	1920	Stored by Park	Same	With drapes and curtains					x	Modern curtains and overdrape
Radiators (2)	Cast iron	Missing	1920		Same		x				x	New HVAC system
	Paint	Missing	1920		White paint	Munsell N 9.0/	x					
Electric	Light	Missing	1920	Gas pipe and wires remain	Chandelier		x	x				Patch ceiling hole
	Outlets	Good	1920	In baseboard	Same		x					
											x	Fire detection system
											x	Six surface-mounted can lights

Room 112 - Dining Room Closet

EXISTING CONDITIONS					1920-1934 DESCRIPTIONS		RECOMMENDATIONS					
ELEMENT	MATERIAL	CONDITION	PERIOD	COMMENTS	MATERIAL	COMMENTS	PRESERVE	REPAIR	REPLACE IN KIND	REMOVE	INSTALL	COMMENTS
Walls	Brick masonry	Good	1850	N. E. and N. W. walls	Same		x					
	Balloon framing	Good	1850	S. E. and S. W. walls	Same		x					
	Wood lath	Good	1850		Same		x					
	Plaster	Fair	1850	Minor cracking	Same		x					
	Pink paint	Good	1950	Munsell 5R 8/3	Off-white paint	Munsell 5Y 9/4	x					
Ceiling	Wood lath	Good	1850		Same		x					
	Plaster	Fair	1850	Minor cracking	Same		x					
	Pink paint	Good	1950	Munsell 5R 8/3	Off-white paint	Munsell 5Y 9/4	x					
Floor	Pine	Fair	1850	Wide boards	Same		x					
	Carpet	Exc.	Park	Yellow GSA carpet	None		x					
Baseboard	Wood	Good	1850		Same		x					
	White paint	Good	Park	Munsell N 9.0/	White paint	Munsell N 9.0/	x					
Doorway	Wood casing	Good	1850		Same		x					
	Door	Good	1850	Four panels, no moldings	Same		x					
	White paint	Good	Park	Munsell N 9.0/	White paint	Munsell N 9.0/	x					
Shelving	Wood	Exc.	Park	Plain wood	None		x					
Electric	Light	Exc.	1970	With conduit and switch	None		x					
	Conduits	Exc.	1970	On walls	None		x					
											x	Fire detection system

Room 113 - Dining Room Pantry

EXISTING CONDITIONS					1920-1934 DESCRIPTIONS		RECOMMENDATIONS					
ELEMENT	MATERIAL	CONDITION	PERIOD	COMMENTS	MATERIAL	COMMENTS	PRESERVE	REPAIR	REPLACE IN KIND	REMOVE	INSTALL	COMMENTS
Walls	Brick masonry	Good	1850	S. W. and N. W. walls	Same		x					
	Balloon framing	Good	1850	S. E. and N. E. walls	Same		x					
	Wood lath	Good	1850,1920	Added above S. door	Same		x					
	Plaster	Fair	1850,1920	Crudely patched over S. door	Same		x					
	Yellow paint	Good	Park	Munsell 2.5Y 7/6	Off-white paint	Munsell 5Y 9/4	x					
Ceiling	Wood lath	Good	1850		Same		x					
	Plaster	Fair	1850	Cracked	Same		x					
	Yellow paint	Good	Park	Munsell 2.5Y 7/6	Off-white paint	Munsell 5Y 9/4	x					
Floor	Pine	Fair	1850	Wide boards	Same		x					
	Carpet	Exc.	Park	Munsell N 9.0/	None		x					
Baseboard	Wood	Good	1850		Same		x					
	Yellow paint	Good	Park	Munsell 2.5Y 7/6	White paint	Munsell N 9.0/	x					
Doorway to Dining Room	Wood casing	Good	1850		Same		x					
	Door	Good	1850	Four panels, no moldings	Same		x					
	White paint	Good	Park	Munsell N 9.0/	White paint	Munsell N 9.0/	x					
Doorway to Breakfast Room	Wood casing	Good	1920	Single-panel jambs and head	Same	Originally window casing	x					
	Door	Good	1920	Single panel	Same	Originally 6/6 d.h. sash	x					
	White paint	Good	Park	Munsell N 9.0/	White paint	Munsell N 9.0/	x					
Shelving	Wood	Exc.	Park	Plain boards	None		x					
Pipe chase	Wood	Good	1920		Same		x					
	Yellow paint	Good	Park	Munsell 2.5Y 7/6	Off-white paint	Munsell 5Y 9/4	x					
Electric	Light	Exc.	1970	With conduit and switch	None		x					
											x	Fire detection system

Room 114 - Addition Hall

EXISTING CONDITIONS					1920-1934 DESCRIPTIONS		RECOMMENDATIONS					
ELEMENT	MATERIAL	CONDITION	PERIOD	COMMENTS	MATERIAL	COMMENTS	PRESERVE	REPAIR	REPLACE IN KIND	REMOVE	INSTALL	COMMENTS
Walls	Brick masonry	Good	1850,1920	Northeast wall original	Same		x					
	Stucco	Good	1850	Northeast wall only	Same	Scored to resemble stone	x					
	Metal lath	Good	1920	S.E., S.W., and N.W. walls	Same		x					
	Plaster	Good	1920	S.E., S.W., and N.W. walls	Same	Scored to resemble stone	x					
	Tan paint	Good	1970	Munsell 2.5Y 8.5/3	Unknown	Inconclusive sample	x					
Ceiling	Metal lath	Good	1920		Same		x					
	Plaster	Good	1920		Same		x					
	Off-white paint	Good	1970	Munsell 5Y 9/2	Unknown	Inconclusive sample	x					
Floor	Concrete	Good	1920		Same		x					
	Brown paint	Exc.	Park	Munsell 7.5YR 6/4.5	Gray-blue paint	Munsell 10BG 6/2	x					
Doorway to Rear Stair Hall	Wood casing	Good	1850	3-panel jambs, 4-panel head	Same		x					
	French door	Good	1920	15 panes of glass	Same	Originally 4-panel door	x					
	Sidelights (2)	Good	1920	5 lights each	Same	Originally 3 lights above panel	x					
	Transom	Good	1850,1920	3 panes over door, 1 over sides	Same	Door transom original	x					
	Off-white paint	Good	Park	Munsell 5Y 9/2	Off-white paint	Munsell 5Y 9/1	x					
Doorway to Breakfast Room	Wood frame	Good	1920	White tile threshold	Same		x					
	Door	Good	1920	Wood panel below window	Same	Window of 16 leaded panes	x				x	Add restroom sign
	Off-white paint	Good	Park	Munsell 5Y 9/2	Off-white paint	Munsell 5Y 9/1	x					
Doorway to Kitchen	Wood frame	Good	1920	White tile threshold	Same		x					
	Door	Good	1920	Single panel	Same		x				x	Add restroom sign
	Off-white paint	Good	Park	Munsell 5Y 9/2	Off-white paint	Munsell 5Y 9/1	x					
Closet	Brick masonry	Good	1920		Same		x					
	Metal lath	Good	1920		Same		x					
	Plaster	Good	1920		Same		x					
	Tan paint	Good	1920	Unsampled	Unknown		x					
	Door frame	Good	1920		Same		x					
	Doors (2)	Good	1920	5 horizontal panels, each leaf	Same		x					
	Wood casing	Good	1920	For Breakfast Room closet	Same	Vertical boards in frame	x					
	Off-white paint	Good	Park	Munsell 5Y 9/2	Off-white paint	Munsell 5Y 9/1	x					

Room 114 - Addition Hall (Cont.)

EXISTING CONDITIONS					1920-1934 DESCRIPTIONS		RECOMMENDATIONS					
ELEMENT	MATERIAL	CONDITION	PERIOD	COMMENTS	MATERIAL	COMMENTS	PRESERVE	REPAIR	REPLACE IN KIND	REMOVE	INSTALL	COMMENTS
Incinerator	Iron frame	Good	1920		Same		x					
Doorway	Iron door	Good	1920		Same		x					
	Black paint	Good	Park	Not sampled		Probably same	x					
Stairwell	Iron pipe rail	Good	1920		Same		x					
	Black paint	Good	Park	High-gloss, not sampled	Unknown	Probably same	x					
N. Window	Wood frame	Good	1920		Same		x					
	9/9 d.h. sash	Good	1920		Same		x					
	Off-white paint	Good	Park	Munsell 5Y 9/2	Off-white paint	Munsell 5Y 9/1	x					
Center Window	Wood frame	Good	1920		Same		x					
	9/9 d.h. sash	Good	1920		Same		x					
	Off-white paint	Good	Park	Munsell 5Y 9/2	Off-white paint	Munsell 5Y 9/1	x					
S. Window	Wood frame	Good	1920		Same		x					
	9/9 d.h. sash	Good	1920		Same		x					
	Off-white paint	Good	Park	Munsell 5Y 9/2	Off-white paint	Munsell 5Y 9/1	x					
Elevator	Equipage	Fair	1950	Unused	None				x			
Electric	Ceiling light	Good	1920	Incandescent light bulb	Fixture		x				x	Modern fixture
	Doorbell	Fair	1920	Lower east end, door to hall	Same					x		
	Doorbell	Fair	1950	Upper north end, northwest wall	None					x		
											x	Fire detection system



Room 115 - Breakfast Room - Southwest Wall



Room 115 - Breakfast Room - Northwest Wall

Room 115 - Breakfast Room

EXISTING CONDITIONS					HISTORICAL DESCRIPTIONS		RECOMMENDATIONS					
ELEMENT	MATERIAL	CONDITION	PERIOD	COMMENTS	MATERIAL	COMMENTS	PRESERVE	REPAIR	REPLACE IN KIND	REMOVE	INSTALL	COMMENTS
Walls	Brick masonry	Good	1850,1920	Northeast wall original	Same		x					
	Metal lath	Good	1920	All walls	Same		x					
	Plaster	Good	1920	All walls	Same		x					
	Tan paint	Good	Park	Munsell 2.5Y 7/5	Tan paint	Munsell 5YR 7/3	x					
	Wood paneling	Good	1920	To height of door frames	Same		x					
	Off-white paint	Good	Park	Munsell 5Y 9/2	Off-white paint	Munsell 5Y 9/1	x					
	Plaster belt	Fair	1920	Above wood paneling	Same	Pre-molded sections		x				
	Off-white paint	Good	Park	Munsell 5Y 9/2	Off-white paint	Munsell 5Y 9/1	x					
Ceiling	Metal lath	Good	1920		Same		x					
	Plaster	Good	1920	Rough finish	Same		x					
	Off-white paint	Good	Park	Munsell 5Y 9/2	Off-white paint	Munsell 5Y 8.5/2	x					
Cornice	Plaster	Good	1920	Narrow, molded cornice	Same		x					
	Off-white paint	Good	Park	Munsell 5Y 9/2	Off-white paint	Munsell 5Y 8.5/2	x					
Floor	Concrete	Good	1920	With varnished base piece	Same		x					
	Tilework	Good	1920	Checkerboard pattern, red & white tiles	Same	Decorative border, red & white tiles	x					
Baseboard	Wood	Good	1920		Same		x					
	Off-white paint	Good	Park	Munsell 5Y 9/2	Off-white paint	Munsell 5Y 9/1	x					
Fireplace	Wood shelf	Good	1920		Same		x					
	Plaster	Fair	1920	Frame around tilework	Same			x				
	Off-white paint	Good	Park	Munsell 5Y 9/2	Off-white paint	Munsell 5Y 9/1	x					
	Tilework	Fair	1920	Around gas unit and on hearth	Same		x					
	Gas unit	Good	1920	Completely intact	Same		x					
Upper N. Cabinet	Wood casing	Good	1920		Same		x					
	Shelf	Good	1920		Same		x					
	Doors (2)	Good	1920	9 leaded lights each leaf	Same		x					
	Off-white paint	Good	Park	Munsell 5Y 9/2	Off-white paint	Munsell 5Y 9/1	x					

Room 115 - Breakfast Room Cont. (1)

EXISTING CONDITIONS					1920-1934 DESCRIPTIONS		RECOMMENDATIONS					
ELEMENT	MATERIAL	CONDITION	PERIOD	COMMENTS	MATERIAL	COMMENTS	PRESERVE	REPAIR	REPLACE IN KIND	REMOVE	INSTALL	COMMENTS
Lower North Cabinet	Wood casing	Good	1920		Same		x					
	Shelves (2)	Good	1920	Unpainted	Same		x					
	Doors (2)	Good	1920	Single panels, each leaf	Same		x					
	Off-white paint	Good	Park	Munsell 5Y 9/2	Off-white paint	Munsell 5Y 9/1	x					
Upper South Cabinet	Wood casing	Good	1920		Same		x					
	Shelves (3)	Good	1920		Same		x					
	Door	Good	1920	16 leaded glass panes	Same		x					
	Off-white paint	Good	Park	Munsell 5Y 9/2	Off-white paint	Munsell 5Y 9/1	x					
Shelf Area	Wood lining	Good	1920		Same		x					
	Shelf	Good	1920		Same		x					
	Off-white paint	Good	Park	Munsell 5Y 9/2	Off-white paint	Munsell 5Y 9/1	x					
Lower South Cabinet	Wood casing	Good	1920		Same		x					
	Shelf	Good	1920	Painted	Same		x					
	Doors (2)	Good	1920		Same		x					
	Off-white paint	Good	Park	Munsell 5Y 9/2	Off-white paint	Munsell 5Y 9/1	x					
Doorway to Dining Room	Wood casing	Good	1920		Same		x					
	French door	Good	1920	15 panes of glass	Same	Originally 6/6 d.h. window	x					Paint glass
	Off-white paint	Good	Park	Munsell 5Y 9/2	Off-white paint	Munsell 5Y 9/1	x					
Doorway to Dining Room Pantry	Wood casing	Good	1920		Same		x					
	Door	Good	1920	Single panel	Same	Originally 6/6 d.h. window	x					
	Off-white paint	Good	Park	Munsell 5Y 9/2	Off-white paint	Munsell 5Y 9/1	x					
Doorway to Addition Hall	Wood casing	Good	1920	White tile threshold	Same		x					
	Door	Good	1920	Single panel below window	Same	16-light leaded glass window	x				x	Shade over window
	Off-white paint	Good	Park	Munsell 5Y 9/2	Off-white paint	Munsell 5Y 9/1	x					
Doorway to Kitchen	Wood casing	Good	1920		Same		x					
	French door	Good	1920	15 mirrors, instead of glass	Same		x					
	Off-white paint	Good	Park	Munsell 5Y 9/2	Off-white paint	Munsell 5Y 9/1	x					

Room 115 - Breakfast Room Cont. (2)

EXISTING CONDITIONS					1920-1934 DESCRIPTIONS		RECOMMENDATIONS					
ELEMENT	MATERIAL	CONDITION	PERIOD	COMMENTS	MATERIAL	COMMENTS	PRESERVE	REPAIR	REPLACE IN KIND	REMOVE	INSTALL	COMMENTS
Doorway to Pantry	Wood casing	Good	1920		Same		x					
	French door	Good	1920	15 panes of glass	Same		x					
	Off-white paint	Good	Park	Munsell 5Y 9/2	Off-white paint	Munsell 5Y 9/1	x					Paint glass
North Window	Wood casing	Good	1920		Same		x					
	Casement sash	Good	1920	Eight lights, one sash	Same		x			x	x	Frosted glass
	Transom sash	Good	1920	Two lights, fixed sash	Same		x			x	x	Frosted glass
	Screen sash	Fair	1920	Single panel	Same		x			x		Store in attic
	Off-white paint	Good	Park	Munsell 5Y 9/2	Off-white paint	Munsell 5Y 9/1	x					
Center Window	Wood casing	Good	1920		Same		x					
	Casement sash	Good	1920	Eight lights each, two sash	Same		x			x	x	Frosted glass
	Transom sash	Good	1920	Four lights, fixed sash	Same		x			x	x	Frosted glass
	Screen sash	Missing	1920	Single panel	Same		x					
	Off-white paint	Good	Park	Munsell 5Y 9/2	Off-white paint	Munsell 5Y 9/1	x					
South Window	Wood casing	Good	1920		Same		x					
	Casement sash	Good	1920	Eight lights, one sash	Same		x					
	Transom sash	Good	1920	Two lights, fixed sash	Same		x					
	Screen sash	Missing	1920	Single panel	Same		x					
	Off-white paint	Good	Park	Munsell 5Y 9/2	Off-white paint	Munsell 5Y 9/1	x					
Radiator	Cast iron	Missing	1920		Same		x				x	New HVAC system
					Off-white paint	Munsell 5Y 9/1	x					
Electric	Ceiling fixture	Good	1950	Brass, hanging	Other fixture	With cloth shade, hanging				x	x	Modern lighting
	Sconces (2)	Good	1950	Flanking overmantel panel	Other sconces					x		Repair holes
	Outlets	Good	1920		Same		x					
											x	Fire detection system
											x	Plumbing partition wall
											x	Toilet partitions
											x	Two toilets
											x	Two urinals
											x	Two sinks
											x	Two mirrors
											x	Ceiling ventilation
											x	Floor drain
											x	Miscellaneous hardware

Room 116 - Kitchen

EXISTING CONDITIONS					1920-1934 DESCRIPTIONS		RECOMMENDATIONS					
ELEMENT	MATERIAL	CONDITION	PERIOD	COMMENTS	MATERIAL	COMMENTS	PRESERVE	REPAIR	REPLACE IN KIND	REMOVE	INSTALL	COMMENTS
Walls	Brick masonry	Good	1920		Same		x					
	Metal lath	Good	1920		Same		x					
	Plaster	Good	1920	Upper walls	Same		x					
	Tan paint	Good	Park	Munsell 2.5Y 7/5	Beige paint	Munsell 7.5YR 8/2	x					
	Tilework	Good	1920	Lower walls, large, white	Same	With tile baseboard course	x					
Ceiling	Metal lath	Good	1920		Same		x					
	Plaster	Good	1920		Same		x					
	Acoustical tile	Good	1950		Same		x					
Floor	Concrete	Good	1920		Same		x					
	Marble tiles	Good	1920	Small tiles, herringbone	Same		x					
North Closet	Walls & ceiling	Good	1920	Matching kitchen, no tilework	Same							
	Shelves (13)	Good	1920	Plain wood	Same		x					
	Yellow paint	Fair	1950	Not sampled	Unknown		x					
	Tile door casing	Good	1920		Same		x					
	Wood door frame	Good	1920		Same		x					
	Off-white paint	Good	Park	Munsell 5Y 9/2	Off-white paint	Munsell 5Y 9/1	x					
Upper Center Cabinet	Walls & ceiling	Good	1920	Matching north closet	Same		x					
	Shelves (2)	Good	1920		Same		x					
	Yellow paint	Fair	1950	Not sampled	Unknown		x					
	Tile door casing	Good	1920		Same		x					
	Wood door frame	Good	1920		Same		x					
	Off-white paint	Good	Park	Munsell 5Y 9/2	Off-white paint	Munsell 5Y 9/1	x					
Shelf Area	Wood lining	Good	1920		Same		x					
	False drawer	Good	1920		Same		x					
	Off-white paint	Good	Park	Munsell 5Y 9/2	Off-white paint	Munsell 5Y 9/1	x					
Lower Center Cabinet	Walls & floor	Good	1920	Matching north closet	Same		x					
	Shelf	Good	1920	Plain wood	Same		x					
	Tile door casing	Good	1920		Same		x					
	Wood door frame	Good	1920		Same		x					
	Doors (2)	Good	1920	Single panels, each leaf	Same		x					
	Off-white paint	Good	Park	Munsell 5Y 9/2	Off-white paint	Munsell 5Y 9/1	x					

Room 116 - Kitchen (Cont.) (1)

EXISTING CONDITIONS					1920-1934 DESCRIPTIONS		RECOMMENDATIONS					
ELEMENT	MATERIAL	CONDITION	PERIOD	COMMENTS	MATERIAL	COMMENTS	PRESERVE	REPAIR	REPLACE IN KIND	REMOVE	INSTALL	COMMENTS
South Closet	Walls & ceiling	Good	1920	Matching kitchen, no tilework	Same		x					
	Shelves (5)	Good	1920	Plain wood	Same		x					
	Yellow paint	Fair	1950	Not sampled	Unknown		x					
	Tile door casing	Good	1920		Same		x					
	Wood door frame	Good	1920		Same		x					
	Window casing	Good	1920		Same		x					
	2/2 d.h. sash	Good	1920		Same		x					
	Off-white paint	Good	Park	Munsell 5Y 9/2	Off-white paint	Munsell 5Y 9/1	x					
Doorway to Addition Hall	Tile casing	Good	1920	White tile threshold	Same		x					
	Door	Good	1920	Single panel	Same		x					
	Off-white paint	Good	Park	Munsell 5Y 9/2	Off-white paint	Munsell 5Y 9/1	x					Paint glass
Doorway to Breakfast Room	Tile casing	Good	1920	White tile threshold	Same		x					
	Door	Good	1920	Single panel	Same		x					
	Off-white paint	Good	Park	Munsell 5Y 9/2	Off-white paint	Munsell 5Y 9/1	x					
Doorway to Porch	Tile casing	Good	1920	White tile threshold	Same		x					
	Door	Good	1920	Single panel	Same		x					
	Off-white paint	Good	Park	Munsell 5Y 9/2	Off-white paint	Munsell 5Y 9/1	x					
Window, N.W. Wall	Tile casing	Good	1920		Same		x					
	9/9 d.h. sash	Good	1920		Same		x				x	Frosted glass
	Off-white paint	Good	Park	Munsell 5Y 9/2	Off-white paint	Munsell 5Y 9/1	x					
W. Window, S.W. Wall	Tile casing	Good	1920		Same		x					
	9/9 d.h. sash	Good	1920		Same		x					
	Off-white paint	Good	Park	Munsell 5Y 9/2	Off-white paint	Munsell 5Y 9/1	x					
E. Window, S.W. Wall	Tile casing	Good	1920		Same		x					
	9/9 d.h. sash	Good	1920		Same		x					
	Off-white paint	Good	Park	Munsell 5Y 9/2	Off-white paint	Munsell 5Y 9/1	x					

Room 116 - Kitchen (Cont.) (2)

EXISTING CONDITIONS					1920-1934 DESCRIPTIONS		RECOMMENDATIONS					
ELEMENT	MATERIAL	CONDITION	PERIOD	COMMENTS	MATERIAL	COMMENTS	PRESERVE	REPAIR	REPLACE IN KIND	REMOVE	INSTALL	COMMENTS
Radiator	Cast iron	Missing	1920	Stubs in floor	Same					x	x	New HVAC system
					Off-white paint	Munsell 5Y 9/1	x					
Fixtures	Miscellaneous	Missing	1920	Stove, sink, ice box, etc.	Same		x					
Electric	Ceiling light	Good	1950	Fixture	Other fixture					x	x	New lighting
	Outlets	Good	1920		Same		x					
											x	Fire detection system
											x	Plumbing partition wall
											x	Toilet partitions
											x	Four toilets
											x	Two sinks
											x	Two mirrors
											x	Ceiling ventilation
											x	Floor drain
											x	Slop sink, north closet
											x	Miscellaneous hardware



Room 117 - Pantry - Southwest Wall



Room 117 - Pantry - West Corner

Room 117 - Pantry

EXISTING CONDITIONS					1920-1934 DESCRIPTIONS		RECOMMENDATIONS					
ELEMENT	MATERIAL	CONDITION	PERIOD	COMMENTS	MATERIAL	COMMENTS	PRESERVE	REPAIR	REPLACE IN KIND	REMOVE	INSTALL	COMMENTS
Walls	Brick masonry	Good	1920		Same		x					
	Metal lath	Good	1920		Same		x					
	Plaster	Good	1920		Same		x					
	Tan paint	Good	Park	Munsell 2.5Y 7/5, walls	Off-white paint	Munsell 5Y 9/2	x					
	Picture molding	Good	1920		Same		x					
	Off-white paint	Good	Park	Munsell 5Y 9/2, freize	Off-white paint	Munsell 5Y 9/2	x					
Ceiling	Metal lath	Good	1920	Barrel vaulted ceiling	Same		x					
	Plaster	Good	1920		Same		x					
	Off-white paint	Good	Park	Munsell 5Y 9/2	Off-white paint	Munsell 5Y 9/2	x					
Floor	Concrete	Good	1920		Same		x					
	Tilework	Good	1920	Red & white checkerboard	Same	Red & white decorative border	x					
Baseboard	Wood	Good	1920		Same		x					
	Off-white paint	Good	Park	Munsell 5Y 9/2	Off-white paint	Munsell 5Y 9/2	x					
Shelves (2)	Glazed tile	Good	1920	In niche on northwest wall	Same		x					
Doorway to Breakfast Room	Wood casing	Good	1920		Same		x					
	French door	Good	1920	15 panes of glass	Same		x					Paint glass
	Off-white paint	Good	Park	Munsell 5Y 9/2	Off-white paint	Munsell 5Y 9/2	x					
Window, S.W. Wall	Wood casing	Good	1920		Same		x					
	Casement sash	Good	1920	Twelve lights, one sash	Same		x					
	Screen sash	Missing	1920		Same		x					
	Off-white paint	Good	Park	Munsell 5Y 9/2	Off-white paint	Munsell 5Y 9/2	x					
S. Window, S.E. Wall	Wood casing	Good	1920		Same		x					
	Casement sash	Good	1920	Eight lights each, two sash	Same		x					
	Transom sash	Good	1920	Four lights, fixed sash	Same		x					
	Screen sash	Missing	1920	Single panel	Same		x					
	Off-white paint	Good	Park	Munsell 5Y 9/2	Off-white paint	Munsell 5Y 9/2	x					

Room 117 - Pantry (Cont.)

EXISTING CONDITIONS					1920-1934 DESCRIPTIONS		RECOMMENDATIONS					
ELEMENT	MATERIAL	CONDITION	PERIOD	COMMENTS	MATERIAL	COMMENTS	PRESERVE	REPAIR	REPLACE IN KIND	REMOVE	INSTALL	COMMENTS
Center Window S.E. Wall	Wood casing	Good	1920		Same		x					
	Casement sash	Good	1920	Eight lights each, two sash	Same		x					
	Transom sash	Good	1920	Four lights, fixed sash	Same		x					
	Screen sash	Fair	1920	Single panel	Same					x		
	Off-white paint	Good	Park	Munsell 5Y 9/2	Off-white paint	Munsell 5Y 9/2	x					
North Window, S.E. Wall	Wood casing	Good	1920		Same		x					
	Casement sash	Good	1920	Eight lights each, two sash	Same		x					
	Transom sash	Good	1920	Four lights, fixed sash	Same		x					
	Screen sash	Fair	1920	Single panel	Same					x		
	Off-white paint	Good	Park	Munsell 5Y 9/2	Off-white paint	Munsell 5Y 9/2	x					
Radiator	Cast iron	Missing	1920		Same		x				x	New HVAC system
					Off-white paint	Munsell 5Y 9/2	x					
Electric	Outlet	Good	1920		Same		x					
											x	Fire detection system
											x	Ceiling light fixture

D. Interior - Second Floor

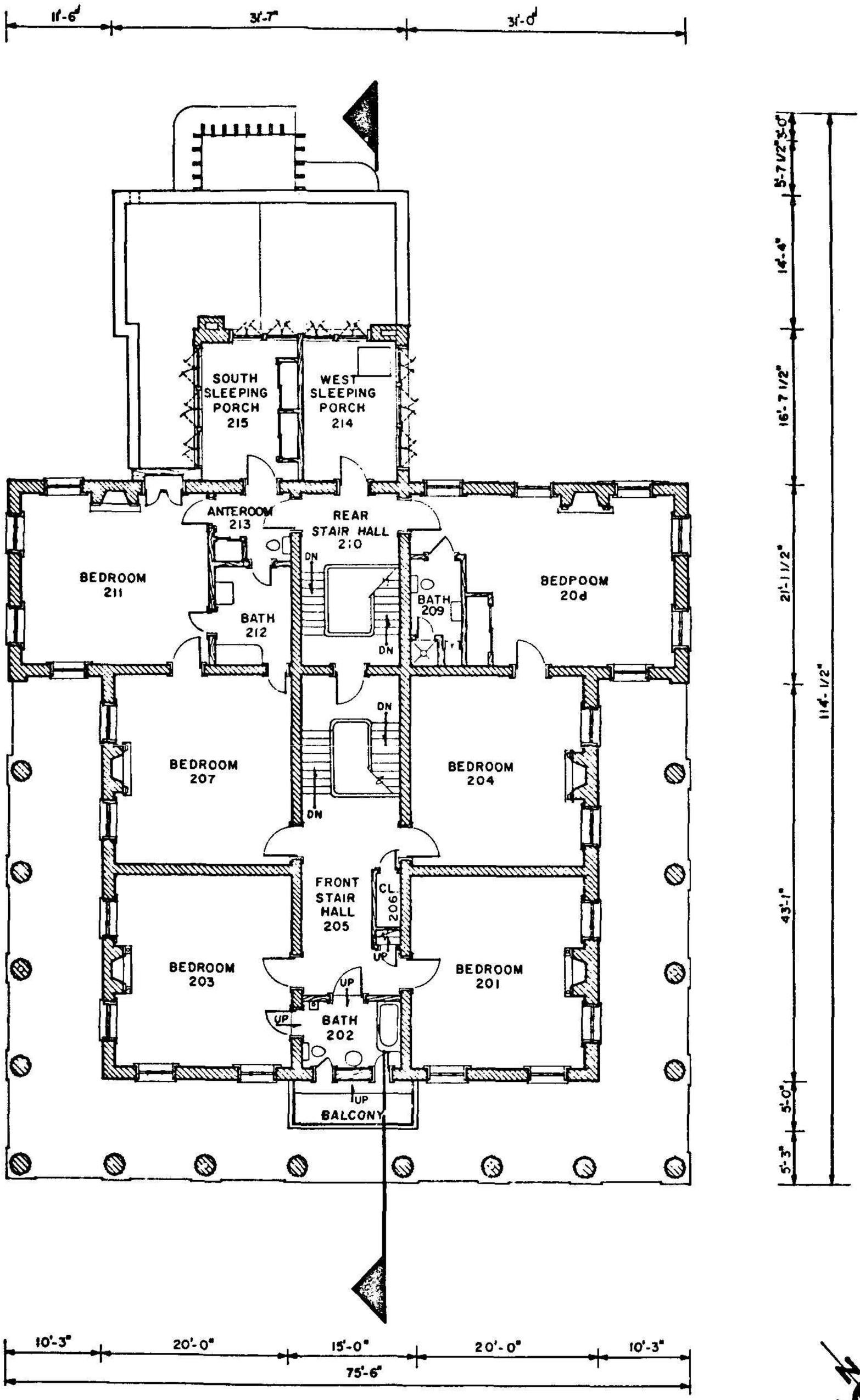

SECOND FLOOR PLAN

SCALE: 1/8" = 1'-0"

0' 4' 8' 12' 16' 20'

0 1 2 3 4 5 M

Room 201 - North Bedroom

EXISTING CONDITIONS					1920-1934 DESCRIPTIONS		RECOMMENDATIONS					
ELEMENT	MATERIAL	CONDITION	PERIOD	COMMENTS	MATERIAL	COMMENTS	PRESERVE	REPAIR	REPLACE IN KIND	REMOVE	INSTALL	COMMENTS
Walls	Brick masonry	Good	1850		Same		x					
	Wood lath	Good	1850		Same		x					
	Plaster	Good	1920	White gypsum skim coat	Same		x					
	Blue-green paint	Poor	1960	Munsell 7.5BG 8/3	Tan paint	Munsell 10YR 6/1					x	Repaint Munsell 2.5YR 8/6
Ceiling	Wood lath	Good	1850		Same		x					
	Plaster	Fair	1920	Minor cracking	Same			x				
	White paint	Fair	1960	Peeling	Unknown	Not sampled					x	Repaint Munsell 2.5YR 8.5/6
Cornice	Plaster	Good	1850	Pre-molded sections	Same		x					
	White paint	Fair	1960	Peeling	Unknown	Not sampled					x	Repaint Munsell 5Y 9/1.5
Floor	Hardwood	Good	1920	Laid N.E.-S.W.	Same		x					
	Varnish	Good	1920	Darkened with age	Same		x					
					Rug	Area type					x	Carpet from room 101
Baseboard	Wood	Good	1850	With varnished 1920 base piece	Same		x					
	White paint	Good	1960	Munsell N 9.0/	White paint	Munsell N 9.0/					x	Repaint Munsell 5Y 9/1.5
Fireplace	Wood mantel	Good	1920	Colonial Revivel style	Same		x					
	White paint	Good	1960	Munsell N 9.0/	White paint	Munsell N 9.0/					x	Repaint Munsell 5Y 9/1.5
	Gas unit	Good	1920		Same		x					
	White tile	Good	1920	Around grate	Same		x					
	Marble hearth	Good	1850	Plain white marble	Same		x					
	Chimney	Good	1850	Finished as walls	Same		x				x	Repaint Munsell 2.5YR 8/6
Doorway to Front Stair hall	Door casing	Good	1850		Same		x					
	Door	Good	1850	Four panels	Same		x					
	White paint	Good	1960	Munsell N 9.0/	White paint	Munsell N 9.0/					x	Repaint Munsell 5Y 9/1.5

Room 201 - North Bedroom Cont.

EXISTING CONDITIONS					1920-1934 DESCRIPTIONS		RECOMMENDATIONS					
ELEMENT	MATERIAL	CONDITION	PERIOD	COMMENTS	MATERIAL	COMMENTS	PRESERVE	REPAIR	REPLACE IN KIND	REMOVE	INSTALL	COMMENTS
S. Window, N.W Wall	Wood casing	Good	1850		Same		x					
	6/6 d.h. sash	Fair	1850		Same			x				
	Screen	Good	1920	Single panel over lower sash	Same					x		
	White paint	Good	1960	Munsell N 9.0/	White paint	Munsell N 9.0/					x	Repaint Munsell 5Y 9/1.5
	Valance	Missing	1920	Stored at Park	Same	With drapes and curtains	x				x	Modern curtains
	Venetian blinds	Good	1960		None					x		
N. Window, N.W. Wall	Wood casing	Good	1850		Same		x					
	6/6 d.h. sash	Fair	1850		Same			x				
	Screen	Good	1920	Single panel over lower sash	Same					x		
	White paint	Good	1960	Munsell N 9.0/	White paint	Munsell N 9.0/					x	Repaint Munsell 5Y 9/1.5
	Valance	Missing	1920	Stored at Park	Same	With drapes and curtains	x				x	Modern curtains
	Venetian blinds	Good	1960		None					x		
W. Window, N.E. Wall	Wood casing	Good	1850		Same		x					
	6/6 d.h. sash	Fair	1850		Same			x				
	Screen	Good	1920	Single panel over lower sash	Same					x		
	White paint	Good	1960	Munsell N 9.0/	White paint	Munsell N 9.0/					x	Repaint Munsell 5Y 9/1.5
	Valance	Missing	1920	Stored at Park	Same	With curtains and drapes	x				x	Modern curtains
	Venetian blinds	Good	1960		None					x		
E. Window, N.E. Wall	Wood casing	Good	1850		Same		x					
	6/6 d.h. sash	Fair	1850		Same			x				
	Screen	Good	1920	Single panel over lower sash	Same					x		
	White paint	Good	1960	Munsell N 9.0/	White paint	Munsell N 9.0/					x	Repaint Munsell 5Y 9/1.5
	Valance	Missing	1920	Stored at Park	Same	With drapes and curtains	x				x	Modern curtains
	Venetian Blinds	Good	1960		None					x		
Radiator	Cast iron	Missing	1920	Stubs in floor	Same					x	x	New HVAC system
					White paint	Munsell N 9.0/	x					
Electric	Chandelier	Missing	1920	Stored at Park	Same		x				x	New chandelier
	Wood plate	Good	1920		Same					x		
	White paint	Good	1960	Munsell N 9.0/	White paint	Munsell N 9.0/				x		
	Sconces (2)	Missing	1920	Between northeast windows	Same	Flanked pier glass		x				Fill holes
											x	Electric outlets
											x	Fire detection system

Room 202 - Front Bathroom



Tub and Shower



Spit Sink



Large Sink

Room 202 - Front Bathroom

EXISTING CONDITIONS					1920-1934 DESCRIPTIONS		RECOMMENDATIONS					
ELEMENT	MATERIAL	CONDITION	PERIOD	COMMENTS	MATERIAL	COMMENTS	PRESERVE	REPAIR	REPLACE IN KIND	REMOVE	INSTALL	COMMENTS
Walls	Brick masonry	Good	1850	S.E., N.E., & N.W. walls	Same		x					
	Balloon framing	Good	1850	S.W. wall	Same					x		
	Wood lath	Good	1850	Upper walls	Same							
	Plaster	Good	1920	Upper walls	Same		x			x		Remove S.W. wall lath
	Blue-green paint	Poor	1960	Munsell 7.5BG 8/2	Gray paint	Munsell N 7.0/	x			x		Remove S.W. wall plaster
	Metal lath	Good	1920	Lower walls							x	Repaint Munsell 5Y 9/1.5
	Tilework	Good	1920	White, with baseboard course	Same							
					Same		x			x		Remove S.W. wall lath
Ceiling	Metal lath	Good	1920							x	x	Plaster to match upper walls
	Plaster	Fair	1920	Single crack	Same	Originally high ceiling				x	x	Replace high ceiling to match hall ceiling
	Blue-green paint	Poor	1960	Munsell 7.5BG 8/2	Same					x	x	
					Gray paint	Munsell N 7.0/				x	x	Paint Munsell 5Y 9/1.5
Floor	Tilework	Fair	1920	White, small, herringbone	Same	Originally lower, wood floor				x	x	New, lower wood floor at hall floor level
Doorway to Balcony	Wood casing	Fair	1850	Altered ca. 1920	Same							
	Tile wall	Good	1920	Matching walls	Same		x					
	Doors (2)	Fair	1920	Pressed glass panel over wood panel	Same	Originally 4-panel door				x	x	Four-panel door
					Same	Originally sidelights; 3 panes over wood panel, each				x	x	New sidelights matching originals
	Transom	Fair	1920	Hinged, 3 panes pressed glass	Same	Originally 7-pane transom				x	x	New historical transom
	Blue-green paint	Poor	1960	Munsell 7.5BG 8/2	White paint	Munsell N 9.0/					x	Repaint Munsell 5Y 9/1.5
Doorway to Front Stair Hall	Frame	Good	1920		Same					x		
	Door	Fair	1850,1920	Pressed glass panel over 2 wood panels	Same	Originally 4-panel door	x					Move to balcony doorway replace upper panels
	Transom	Good	1920	Single pane, pressed glass	Same					x		
	Blue-green paint	Poor	1960	Munsell 7.5BG 8/2	White paint	Munsell N 9.0/				x		
Doorway to North Bedroom	Frame	Good	1920		Same							
	Door	Good	1920	Four panels	Same					x	x	New fill, lath, plaster and paint, Munsell 5Y 9/1.5
	Blue-green paint	Poor	1960	Munsell 7.5BG 8/2	White paint	Munsell N 9.0/				x	x	

Room 202 - Front Bathroom Cont.

EXISTING CONDITIONS					1920-1934 DESCRIPTIONS		RECOMMENDATIONS					
ELEMENT	MATERIAL	CONDITION	PERIOD	COMMENTS	MATERIAL	COMMENTS	PRESERVE	REPAIR	REPLACE IN KIND	REMOVE	INSTALL	COMMENTS
Fixtures	Bathtub	Good	1920	Massive, ceramic	Same					x		All fixtures to be retained by Park Service
	Shower	Good	1920	Shower head, plumbing, rod	Same	With bathtub				x		
	Sink	Good	1920	Single pedestal, ceramic	Same					x		
	Spit sink	Good	1920	Small, ceramic	Same					x		
	Toilet	Good	1920	Ceramic	Same					x		
	Mirror	Good	1920	Elliptical, above main sink	Same					x		
Electric	Ceiling light	Fair	1920	Incandescent	Same					x	x	Modern light
	Mirror light	Fair	1920	Incandescent	Same					x		
Heating	Gas unit	Fair	1920		Same					x	x	New HVAC system
											x	Fire detection system
											x	Intrusion detection system

Room 203 - East Bedroom

EXISTING CONDITIONS					1920-1934 DESCRIPTIONS		RECOMMENDATIONS					
ELEMENT	MATERIAL	CONDITION	PERIOD	COMMENTS	MATERIAL	COMMENTS	PRESERVE	REPAIR	REPLACE IN KIND	REMOVE	INSTALL	COMMENTS
Walls	Brick masonry	Good	1850		Same		x					
	Wood lath	Good	1850		Same		x					
	Plaster	Good	1920	White gypsum skim coat	Same		x					
	Pink paint	Poor	1960	Munsell 10R 8/3	Tan paint	Munsell 7.5YR 6/4					x	Repaint Munsell 2.5YR 8/6
Ceiling	Wood lath	Good	1850		Same		x					
	Plaster	Fair	1920	Minor cracking	Same			x				
	White paint	Fair	1960	Peeling	Unknown	Not sampled					x	Repaint Munsell 2.5YR 8.5/6
Cornice	Plaster	Good	1850	Pre-molded sections	Same		x					
	White paint	Fair	1960	Peeling	Unknown	Not sampled					x	Repaint Munsell 5Y 9/1.5
Floor	Hardwood	Good	1920	Laid northeast-southwest	Same		x					
	Varnish	Good	1920	Darkened with age	Same		x					
					Rug	Area type					x	Carpet from room 103
Baseboard	Wood	Good	1850	With varnished 1920 base piece	Same		x					
	White paint	Good	1960	Munsell N 9.0/	White paint	Munsell N 9.0/					x	Repaint Munsell 5Y 9/1.5
Fireplace	Wood mantel	Good	1920	Colonial Revival style	Same		x					
	White paint	Good	1960	Munsell N 9.0/	White paint	Munsell N 9.0/					x	Repaint Munsell 5Y 9/1.5
	Gas unit	Good	1920		Same		x					
	White tile	Good	1920	Around grate	Same		x					
	Marble hearth	Good	1850	Plain white marble	Same		x					
	Chimney	Good	1850	Treated as walls	Same		x				x	Repaint Munsell 2.5YR 8/6
Doorway to Front stair Hall	Wood casing	Good	1850		Same		x					
	Door	Good	1850	Four panels	Same		x					
	White paint	Good	1960	Munsell N 9.0/	White paint	Munsell N 9.0/					x	Repaint Munsell 5Y 9/1.5
Doorway to Bathroom	Wood casing	Good	1920	Matches 1850's casing	Same					x	x	New fill, lath, plaster,
	Door	Good	1920	With large beveled mirror	Same					x	x	and paint, Munsell
	White paint	Good	1960	Munsell N 9.0/	White paint	Munsell N 9.0/				x	x	2.5YR 8/6

Room 203 - East Bedroom Cont.

EXISTING CONDITIONS					1920-1934 DESCRIPTIONS		RECOMMENDATIONS					
ELEMENT	MATERIAL	CONDITION	PERIOD	COMMENTS	MATERIAL	COMMENTS	PRESERVE	REPAIR	REPLACE IN KIND	REMOVE	INSTALL	COMMENTS
W. Window, N.E. Wall	Wood casing	Good	1850		Same		x					
	6/6 d.h. sash	Fair	1850		Same			x				
	Screen	Missing	1920	Single panel over lower sash	Same		x					
	White paint	Good	1960	Munsell N 9.0/	White paint	Munsell N 9.0/					x	Repaint Munsell 5Y 9/1.5
	Valance	Missing	1920	Stored at Park	Same	With curtains and drapes	x				x	Modern curtains
	Venetian blinds	Good	1960		None					x		
E. Window, N.E. Wall	Wood casing	Good	1850		Same		x					
	6/6 d.h. sash	Fair	1850		Same			x				
	Screen	Missing	1920	Single panel over lower sash	Same		x					
	White paint	Good	1960	Munsell N 9.0/	White paint	Munsell N 9.0/					x	Repaint Munsell 5Y 9/1.5
	Valance	Missing	1920	Stored at Park	Same	With drapes and curtains	x				x	Modern curtains
	Venetian blinds	Good	1960		None					x		
N. Window, S.E. Wall	Wood casing	Good	1850		Same		x					
	6/6 d.h. sash	Fair	1850		Same			x				
	Screen	Missing	1920	Single panel over lower sash	Same		x					
	White paint	Good	1960	Munsell N 9.0/	White paint	Munsell N 9.0/					x	Repaint Munsell 5Y 9/1.5
	Valance	Missing	1920	Stored at Park	Same	With drapes and curtains					x	Modern curtains
	Venetian blinds	Good	1960		None					x		
S. Window, S.E. Wall	Wood casing	Fair	1850	Missing head molding	Same			x				
	6/6 d.h. sash	Fair	1850		Same			x				
	Screen	Missing	1920	Single panel over lower sash	Same		x					
	White paint	Good	1960	Munsell N 9.0/	White paint	Munsell N 9.0/					x	Repaint Munsell 5Y 9/1.5
	Valance	Missing	1920	Stored at Park	Same	With drapes and curtains	x				x	Modern curtains
	Venetian blinds	Good	1960		None					x		
Radiator	Cast iron	Missing	1920	Stubs in floor	Same					x	x	New HVAC system
					White paint	Munsell N 9.0/	x					
Electric	Chandelier	Missing	1920	Stored at Park	Same		x				x	New chandelier
	Wood plate	Good	1920		Same					x		
	White paint	Good	1960	Munsell N 9.0/	Same	Munsell N 9.0/				x		
	Sconces (2)	Missing	1920	Between N. E. windows	Same	Flanked pier glass			x			Fill holes
											x	Electric outlets
											x	Fire detection system

Room 204 - Northwest Bedroom

EXISTING CONDITIONS					1920-1934 DESCRIPTIONS		RECOMMENDATIONS					
ELEMENT	MATERIAL	CONDITION	PERIOD	COMMENTS	MATERIAL	COMMENTS	PRESERVE	REPAIR	REPLACE IN KIND	REMOVE	INSTALL	COMMENTS
Walls	Brick masonry	Good	1850		Same		x					
	Wood lath	Good	1850		Same		x					
	Plaster	Good	1920	White gypsum skim coat.	Same		x					
	Light yellow paint	Fair	1960	Munsell 5Y 9/4	Blue-gray paint	Munsell 10BG 5/2					x	Repaint Munsell 2.5Y 9/6
Ceiling	Wood lath	Good	1850		Same		x					
	Plaster	Fair	1920	Minor cracking	Same			x				
	Off-white paint	Poor	1960		Unknown	Not sampled					x	Repaint Munsell 2.5Y 9/6
Cornice	Plaster	Good	1850	Pre-molded sections	Same		x					
	Off-white paint	Fair	1960		Unknown	Not sampled					x	Repaint Munsell 5Y 9/1.5
Floor	Hardwood	Good	1920	Laid northeast-southwest	Same		x					
	Varnish	Good	1920	Darkened with time	Same		x					
					Rug	Area type					x	Carpet from room 111
Baseboard	Wood	Good	1850	With varnished 1920 base piece	Same		x					
	White paint	Good	1960	Munsell N 9.0/	White paint	Munsell N 9.0/					x	Repaint Munsell 5Y 9/1.5
Fireplace	Wood mantel	Good	1850	Greek Revival style	Same		x					
	White paint	Good	1960	Munsell N 9.0/	White paint	Munsell N 9.0/					x	Repaint Munsell 5Y 9/1.5
	Gas unit	Good	1920		Same		x					
	White tile	Fair	1920	Yellowed and crazed	Same		x					
	Marble hearth	Good	1850	Plain white marble	Same		x					
	Chimney	Good	1850	Finished as walls	Same		x				x	Repaint Munsell 2.5Y 9/6
Doorway to Front stair Hall	Wood casing	Good	1850		Same		x					
	Door	Good	1850	Four panels	Same		x					
	White paint	Good	1960	Munsell N 9.0/	White paint	Munsell N 9.0/					x	Repaint Munsell 5Y 9/1.5
Doorway to West Bedroom	Wood casing	Good	1850		Same		x					
	Door	Good	1850	Four panels	Same		x					
	White paint	Good	1960	Munsell N 9.0/	White paint	Munsell N 9.0/					x	Repaint Munsell 5Y 9/1.5

Room 204 - Northwest Bedroom Cont.

EXISTING CONDITIONS					1920-1934 DESCRIPTIONS		RECOMMENDATIONS					
ELEMENT	MATERIAL	CONDITION	PERIOD	COMMENTS	MATERIAL	COMMENTS	PRESERVE	REPAIR	REPLACE IN KIND	REMOVE	INSTALL	COMMENTS
S. Window	Wood casing	Good	1850		Same		x					
	6/6 d.h. sash	Fair	1850	One pane broken	Same			x				
	Screen	Good	1920	Single panel over lower sash	Same					x		
	White paint	Good	1960	Munsell N 9.0/	White paint	Munsell N 9.0/					x	Repaint Munsell 5Y 9/1.5
	Valance	Fair	1920,1950	With 1950's curtains	Similar	Different fabric				x	x	Modern curtains
	Venetian blinds	Good	1960		None					x		
N. Window	Wood casing	Good	1850		Same		x					
	6/6 d.h. sash	Fair	1850		Same			x				
	Screen	Good	1920	Single panel over lower sash	Same					x		
	White paint	Good	1960	Munsell N 9.0/	White paint	Munsell N 9.0/					x	Repaint Munsell 5Y 9/1.5
	Valance	Fair	1920,1950	With 1950's curtains	Similar	Different fabric				x	x	Modern curtains
	Venetian blinds	Good	1960		None					x		
Radiator	Cast iron	Missing	1920	Stubs in floor	Same					x	x	New HVAC system
					White paint	Munsell N 9.0/	x					
Electric	Chandelier	Missing	1920	Stored at Park	Same		x				x	Modern chandelier
	Outlets	Good	1920	Others added later	Same		x				x	More outlets
											x	Fire detection system

Room 205 - Front Stair Hall

EXISTING CONDITIONS					1920-1934 DESCRIPTIONS		RECOMMENDATIONS					
ELEMENT	MATERIAL	CONDITION	PERIOD	COMMENTS	MATERIAL	COMMENTS	PRESERVE	REPAIR	REPLACE IN KIND	REMOVE	INSTALL	COMMENTS
Walls	Brick masonry	Good	1850	S.E., S.W., and N.W. walls	Same		x					
	Balloon framing	Good	1850	Closet and N.E. walls	Same		x			x		Remove N.E. wall
	Wood lath	Good	1850		Same		x			x		Remove N.E. wall
	Plaster	Good	1920	White gypsum skim coat	Same		x			x		Remove N.E. wall
	Wood panels (2)	Good	1920	Plumbing access N.E. wall	Same					x		
	Beige paint	Poor	1960	Munsell 7.5YR 8/2	Tan paint	Munsell 5Y 8/2					x	Repaint Munsell 5Y 9/1.5
Ceiling	Wood lath	Good	1850		Same		x					
	Plaster	Good	1920	White gypsum skim coat	Same		x					
	Beige paint	Fair	1960	Minor peeling	Unknown	Not sampled					x	Repaint Munsell 5Y 9/1.5
Floor	Hardwood	Good	1920	Herringbone parquet	Same		x					
	Varnish	Good	1920	Darkened with time	Same		x					
					Rugs	Area type					x	Wall-to-wall carpet
Baseboard	Wood	Good	1850	With varnished 1920 base piece	Same		x					
	White paint	Good	1960	Munsell 5Y 8.5/2	White paint	Munsell N 9.0/					x	Repaint Munsell 5Y 9/1.5
Stair well	Rail	Fair	1850	Some looseness	Same				x			
	Balusters	Fair	1850	Some looseness	Same				x			
	End board	Good	1850	Plain wood, round top	Same		x					
	Varnish	Good	1920	Dark, glossy	Same		x					
Doorway to North Bedroom	Wood casing	Good	1850		Same		x					
	Door	Good	1850	Four panels	Same		x					
	White paint	Good	1960	Munsell 5Y 8.5/2	White paint	Munsell N 9.0/					x	Repaint Munsell 5Y 9/1.5
Doorway to Bathroom	Wood casing	Good	1850		Same					x		
	Transom	Good	1920	Pressed glass	Same	Originally 3-light transom				x		
	Door	Good	1850,1920	Pressed glass panel over 2 wood panels	Same	Originally 4-panel door			x	x		Move to balcony doorway replace upper panels
	White paint	Good	1960	Munsell 5Y 8.5/2	White paint	Munsell N 9.0/					x	Repaint Munsell 5Y 9/1.5
Doorway to East Bedroom	Wood casing	Good	1850		Same		x					
	Door	Good	1850	Four panels	Same		x					
	White paint	Good	1960	Munsell 5Y 8.5/2	White paint	Munsell N 9.0/					x	Repaint Munsell 5Y 9/1.5

Room 205 - Front Stair Hall Cont.

EXISTING CONDITIONS					1920-1934 DESCRIPTIONS		RECOMMENDATIONS					
ELEMENT	MATERIAL	CONDITION	PERIOD	COMMENTS	MATERIAL	COMMENTS	PRESERVE	REPAIR	REPLACE IN KIND	REMOVE	INSTALL	COMMENTS
Doorway to S.E. Bedroom	Wood casing	Good	1850		Same		x					
	Door	Good	1850	Four panels	Same		x					
	White paint	Good	1960	Munsell 5Y 8.5/2	White paint	Munsell N 9.0/					x	Repaint Munsell 5Y 9/1.5
Doorway to N.W. Bedroom	Wood casing	Good	1850		Same		x					
	Door	Good	1850	Four panels	Same		x					
	White paint	Good	1960	Munsell 5Y 8.5/2	White paint	Munsell N 9.0/					x	Repaint Munsell 5Y 9/1.5
Doorway to Closet	Wood casing	Good	1850		Same		x					
	Door	Good	1850	Two panels	Same		x					
	White paint	Good	1960	Munsell 5Y 8.5/2	White paint	Munsell N 9.0/					x	Repaint Munsell 5Y 9/1.5
Electric	Chandelier	Missing	1920		Same						x	Modern lighting
											x	New outlets
											x	Fire detection system

Room 206 - Front Stair Hall Closet

EXISTING CONDITIONS					1920-1934 DESCRIPTIONS		RECOMMENDATIONS					
ELEMENT	MATERIAL	CONDITION	PERIOD	COMMENTS	MATERIAL	COMMENTS	PRESERVE	REPAIR	REPLACE IN KIND	REMOVE	INSTALL	COMMENTS
Walls	Brick masonry	Good	1850	N.W. wall	Same		x					
	Balloon framing	Good	1850	S.E. & S.W. walls	Same		x					
	Wood lath	Good	1850		Same		x					
	Plaster	Fair	1850	Cracking	Same			x				
Ceiling	Wood lath	Good	1850	Underside of stair	Same		x					
	Plaster	Fair	1850	Cracking	Same			x				
Floor	Pine	Fair	1850	Wide boards	Same		x					
Baseboard	Pine	Fair	1850	Plain wood	Same		x					
Doorway	Wood casing	Good	1850	Simple design	Same		x					
	Door	Good	1850	No moldings, two panels	Same		x					
	Off-white paint	Good	1950	Not sampled	Unknown		x					
											x	Fire detection system

Room 207 - Southeast Bedroom

EXISTING CONDITIONS					1920-1934 DESCRIPTIONS		RECOMMENDATIONS					
ELEMENT	MATERIAL	CONDITION	PERIOD	COMMENTS	MATERIAL	COMMENTS	PRESERVE	REPAIR	REPLACE IN KIND	REMOVE	INSTALL	COMMENTS
Walls	Brick masonry	Good	1850		Same		x					
	Wood lath	Good	1850		Same		x					
	Plaster	Good	1920	White gypsum skim coat	Same		x					
	Pink paint	Fair	1960	Munsell 5R 8/3	Tan paint	Munsell 2.5Y 6/6					x	Repaint Munsell 2.5B 8/4
Ceiling	Wood lath	Good	1850		Same		x					
	Plaster	Fair	1920	Minor cracking	Same			x				
	Off-white paint	Poor	1960		Unknown	Not sampled					x	Repaint Munsell 2.5B 9/2
Cornice	Plaster	Good	1850	Pre-molded sections	Same		x					
	Off-white paint	Fair	1960		Unknown	Not sampled					x	Repaint Munsell 5Y 9/1.5
Floor	Hardwood	Good	1920	Laid northeast-southwest	Same		x					
	Varnish	Good	1920	Darkened with time	Same		x					
					Rug	Area type					x	Carpet from room 107
Baseboard	Wood	Good	1850	With 1920 varnished base piece	Same		x					
	White paint	Good	1960	Munsell N 9.0/	White paint	Munsell N 9.0/					x	Repaint Munsell 5Y 9/1.5
Fireplace	Wood mantel	Good	1850	Greek Revival style	Same		x					
	White paint	Good	1960	Munsell N 9.0/	White paint	Munsell N 9.0/					x	Repaint Munsell 5Y 9/1.5
	Gas unit	Good	1920		Same		x					
	White tile	Fair	1920	Yellowed and crazed	Same		x					
	Marble hearth	Good	1850	Plain white marble	Same		x					
	Chimney	Good	1850	Finished as walls	Same		x				x	Repaint Munsell 2.5B 8/4
Doorway to Front Stair Hall	Wood casing	Good	1850		Same		x					
	Door	Good	1850	Four panels	Same		x					
	White paint	Good	1960	Munsell N 9.0/	White paint	Munsell N 9.0/					x	Repaint Munsell 5Y 9/1.5
Doorway to South Bedroom	Wood casing	Good	1850		Same		x					
	Door	Good	1850	Four panels	Same		x					
	White paint	Good	1960	Munsell N 9.0/	White paint	Munsell N 9.0/					x	Repaint Munsell 5Y 9/1.5

Room 207 - Southeast Bedroom Cont.

EXISTING CONDITIONS					1920-1934 DESCRIPTIONS		RECOMMENDATIONS					
ELEMENT	MATERIAL	CONDITION	PERIOD	COMMENTS	MATERIAL	COMMENTS	PRESERVE	REPAIR	REPLACE IN KIND	RENOVE	INSTALL	COMMENTS
Doorway to Bathroom	Wood casing	Good	1920		Same					x	x	New fill, lath, plaster
	Door	Good	1920	Large beveled mirror	Same					x	x	and paint, Munsell
	Varnish	Good	1920	Dark, glossy	Same					x	x	2.5B 8/4
S. Window	Wood casing	Good	1850		Same		x					
	6/6 d.h. sash	Fair	1850		Same			x				
	Screen	Good	1920		Same					x		
	White paint	Good	1960	Munsell N 9.0/	White paint	Munsell N 9.0/					x	Repaint Munsell 5Y 9/1.5
	Valance	Fair	1920,1950	With 1950's curtains	Similar	Different fabric				x	x	Modern curtains
	Venetian blinds	Good	1960		None					x		
N. Window	Wood casing	Good	1850		Same		x					
	6/6 d.h. sash	Fair	1850		Same			x				
	Screen	Good	1920	Single panel, over lower sash	Same					x		
	White paint	Good	1960	Munsell N 9.0/	White paint	Munsell N 9.0/					x	Repaint Munsell 5Y 9/1.5
	Valance	Fair	1920,1950	With 1950's curtains	Similar	Different fabric				x	x	Modern curtains
	Venetian blinds	Good	1960		None					x		
Radiator	Cast Iron	Good	1920		Same					x	x	New HVAC system
	White paint	Good	1960	Munsell N 9.0/	White paint	Munsell N 9.0/				x	x	
	Pipe	Good	1920		Same					x	x	
Electric	Chandelier	Missing	1920	Stored at Park	Same		x				x	Modern chandelier
	Outlets	Good	1920	Others added later	Same		x				x	More outlets
											x	Fire detection system

Room 208 - West Bedroom

EXISTING CONDITIONS					1920-1934 DESCRIPTIONS		RECOMMENDATIONS					
ELEMENT	MATERIAL	CONDITION	PERIOD	COMMENTS	MATERIAL	COMMENTS	PRESERVE	REPAIR	REPLACE IN KIND	REMOVE	INSTALL	COMMENTS
Walls	Brick masonry	Good	1850	Main walls	Same		x					
	Balloon framing	Good	1850	Bathroom walls	Same		x					
	Wood lath	Good	1850		Same		x					
	Plaster	Fair	1920	Two large cracks in bathroom	Same			x				
	Light green pt.	Fair	1960	Munsell 7.5GY 8/2	Tan paint	Munsell 7.5YR 7/4					x	Repaint Munsell 2.5Y 8.5/6
Ceiling	Wood lath	Good	1850		Same		x					
	Plaster	Fair	1920	Minor cracking	Same			x				
	Off-white paint	Fair	1960	Peeling	Unknown	Not sampled					x	Repaint Munsell 2.5Y 8.5/6
Cornice	Plaster	Good	1850		Same		x					
	Off-white paint	Fair	1960		Unknown						x	Repaint Munsell 5Y 9/1.5
Floor	Pine	Fair	1850	Wide boards, laid S.E.-N.W.	Same	Two cut sections for access	x					
	Varnish	Good	1850	Darkened with time	Same		x					
					Rug	Area type					x	Brown GSA carpet
Baseboard	Wood	Good	1850	With no base piece	Same		x					
	Off-white paint	Good	1960	Munsell 5Y 8.5/2	White paint	Munsell N 9.0/					x	Repaint Munsell 5Y 9/1.5
Fireplace	Wood mantel	Good	1850	Tudor arch, plain wood	Same		x					
	Off-white paint	Good	1960	Munsell 5Y 8.5/2	White paint	Munsell N 9.0/					x	Repaint Munsell 5Y 9/1.5
	Gas unit	Missing	1920		Same		x					
	Green tile	Good	1950		Unknown	Probably white tile	x					
	Marble hearth	Good	1850	Plain white marble	Same		x					
	Chimney	Good	1850	Finished as walls	Same	Mirror hung over mantel	x				x	Repaint Munsell 2.5Y 8.5/6
Doorway to N.W. Bedroom	Wood casing	Good	1850		Same		x					
	Door	Good	1850	Four panels	Same		x					
	Off-white paint	Good	1960	Munsell 5Y 8.5/2	White paint	Munsell N 9.0/					x	Repaint Munsell 5Y 9/1.5
Doorway to Rear Stair Hall	Wood casing	Good	1850		Same		x					
	Door	Good	1850	Four panels	Same		x					
	Off-white paint	Good	1960	Munsell 5Y 8.5/2	White paint	Munsell N 9.0/					x	Repaint Munsell 5Y 9/1.5

Room 208 - West Bedroom Cont.(1)

EXISTING CONDITIONS					1920-1934 DESCRIPTIONS		RECOMMENDATIONS					
ELEMENT	MATERIAL	CONDITION	PERIOD	COMMENTS	MATERIAL	COMMENTS	PRESERVE	REPAIR	REPLACE IN KIND	RENOVE	INSTALL	COMMENTS
Doorway to Bathroom	Wood casing	Good	1850		Same		x					
	Door	Fair	1850,1950	Four panels, upper two frosted glass	Similar	Four panels - all wood	x					
	Off-white paint	Good	1960	Munsell 5Y 8.5/2	White paint	Munsell N 9.0/					x	Repaint Munsell 5Y 9/1.5
Closet	Balloon framing	Good	1950		None					x		
	Gypsum board	Fair	1950		None					x		
	Light green paint	Good	1960		None					x		
	Baseboard	Good	1950	Plain wood	None					x		
	Door casing	Good	1950	Plain wood	None					x		
	Sliding doors (2)	Good	1950		None					x		
	Plywood ceiling	Good	1950	In two sections	None					x		
	Off-white paint	Good	1960	Munsell 5Y 8.5/2	None					x		
Cornerboard	Wood	Good	1850	Nine feet up bathroom corner	Same		x					
	Light green paint	Good	1960	Munsell 7.5GY 8/2	Tan paint	Munsell 7.5YR 7/4					x	Repaint Munsell 5Y 9/1.5
E. Window, S.W. Wall	Wood casing	Good	1850		Same		x					
	6/6 d.h. sash	Fair	1850		Same				x			
	Screen	Missing	1920	Single panel, over lower sash	Same		x					
	Off-white paint	Good	1960	Munsell 5Y 8.5/2	White paint	Munsell N 9.0/					x	Repaint Munsell 5Y 9/1.5
	Valance	Fair	1920,1950	With 1950 curtains	Similar	Different fabric				x	x	Modern curtains
	Venetian blinds	Good	1950		None					x		
Center Window S.W. Wall	Wood casing	Good	1850		Same		x					
	6/6 d.h. sash	Fair	1850		Same				x			
	Screen	Missing	1920	Single panel over lower sash	Same		x					
	Off-white paint	Good	1960	Munsell 5Y 8.5/2	White paint	Munsell N 9.0/					x	Repaint Munsell 5Y 9/1.5
	Valance	Fair	1920,1950	With 1950 curtains	Similar	Different fabric				x	x	Modern curtains
	Venetian blinds	Fair	1960		None					x		

Room 208 - West Bedroom Cont. (2)

EXISTING CONDITIONS					1920-1934 DESCRIPTIONS		RECOMMENDATIONS					
ELEMENT	MATERIAL	CONDITION	PERIOD	COMMENTS	MATERIAL	COMMENTS	PRESERVE	REPAIR	REPLACE IN KIND	REMOVE	INSTALL	COMMENTS
W. Window, S.W. Wall	Wood casing	Good	1850		Same		x					
	6/6 d.h. sash	Fair	1850		Same			x				
	Screen	Missing	1920	Single panel over lower sash	Same		x					
	Off-white paint	Good	1960	Munsell 5Y 8.5/2	White paint	Munsell N 9.0/					x	Repaint Munsell 5Y 9/1.5
	Valance	Fair	1920,1950	With 1950 curtains	Similar	Different fabric				x	x	Modern curtains
	Venetian blinds	Fair	1960		None					x		
S. Window, N.W. Wall	Wood casing	Good	1850		Same		x					
	6/6 d.h. sash	Fair	1850		Same			x				
	Screen	Missing	1920	Single panel over lower sash	Same		x					
	Off-white paint	Good	1960	Munsell 5Y 8.5/2	White paint	Munsell N 9.0/					x	Repaint Munsell 5Y 9/1.5
	Valance	Fair	1920,1950	With 1950 curtains	Similar	Different fabric				x	x	Modern curtains
	Venetian blinds	Missing	1960		None					x		
N. Window N. W. Wall	Wood casing	Good	1850		Same		x					
	6/6 d.h. sash	Fair	1850		Same			x				
	Screen	Missing	1920	Single panel over lower sash	Same		x					
	Off-white paint	Good	1960	Munsell 5Y 8.5/2	White paint	Munsell N 9.0/					x	Repaint Munsell 5Y 9/1.5
	Valance	Fair	1920,1950	With 1950 curtains	Similar	Different fabric				x	x	Modern curtains
	Venetian blinds	Good	1960		None					x		
Window, N.E. Wall	Wood casing	Good	1850		Same		x					
	6/6 d.h. sash	Fair	1850		Same			x				
	Screen	Missing	1920	Single panel over lower sash	Same		x					
	Off-white paint	Good	1960	Munsell 5Y 8.5/2	White paint	Munsell N 9.0/					x	Repaint Munsell 5Y 9/1.5
	Valance	Fair	1920,1950	With 1950 curtains	Similar	Different fabric				x	x	Modern curtains
	Venetian blinds	Good	1960		None					x		
Radiators (2)	Cast iron	Missing	1920	Stubs in floor	Same					x	x	New HVAC system
					White paint	Munsell N 9.0/	x					
Electric	Chandelier	Missing	1920	Stored at Park	Same		x				x	Modern chandelier
	Round plate	Good	1920		Same					x		
	Off-white paint	Good	1960		Unknown	Not sampled				x		
	Outlets	Good	1960	In baseboard	Similar	Earlier type	x				x	New outlets
											x	Fire detection system



Room 209 - West Bedroom Bathroom - Northeast Wall

Room 209 - West Bedroom Bathroom

EXISTING CONDITIONS					1920-1934 DESCRIPTIONS		RECOMMENDATIONS					
ELEMENT	MATERIAL	CONDITION	PERIOD	COMMENTS	MATERIAL	COMMENTS	PRESERVE	REPAIR	REPLACE IN KIND	REMOVE	INSTALL	COMMENTS
Walls	Brick masonry	Good	1850	S.E. and N.E. walls	Same		x					
	Balloon framing	Good	1850	S.W. and N.W. walls	Same		x					
	Wood lath	Good	1850	Upper walls	Same		x					
	Plaster	Fair	1950	Upper walls, white gypsum	Similar		x					
	Green paint	Good	1960	Munsell 7.5GY 8/2	Tan paint	Munsell 7.5YR 7/4	x					
	Metal lath	Good	1950	Lower walls	Wood lath		x					
	Tilework	Good	1950	Two shades of pink	Plaster	Painted tan, Munsell 7.5YR 7/4	x					
Ceiling	Wood framing	Good	1950		Wood lath	Ceiling higher	x					
	Acoustical tile	Good	1950		Plaster		x					
Floor	Tilework	Good	1950	Checkerboard, 2 shades of pink	Wood		x					
	Carpet	Good	Park	Rust color, GSA, wall-to-wall	None		x					
Doorway to West Bedroom	Wood casing	Good	1850		Same							
	Door	Fair	1850,1950	4 panels, upper 2 frosted glass	Similar	Four panels - all wood	x					
	Off-white paint	Good	1960	Munsell 5Y 8.5/2	White paint	Munsell N 9.0/	x				x	Repaint Munsell 5Y 9/1.5
Shower	Tilework	Good	1950	2 shades of pink, walls & floor	None							
	Plumbing	Good	1950		None		x					
	Metal door	Good	1950	Frosted glass panel	None		x					
Linen Closet	Louvered doors	Good	1950		None		x					
	Shelves (3)	Good	1950		None		x					
	Green paint	Good	1950	Munsell 7.5GY 8/2	None		x					
Fixtures	Sink	Good	1950	Pink ceramic	None							
	Toilet	Good	1950	Pink ceramic	None		x					
	Mirror	Good	1950	Above sink, on wall	None		x					
Electric	Lights (2)	Good	1950	Flanking mirror	None		x					
	Fan	Fair	1950	In ceiling	None		x			x		
	Outlets	Good	1950		None		x					
	Wall heater	Good	1950	In southeast wall	None		x				x	Fire detection system

Room 210 - Rear Stair Hall

EXISTING CONDITIONS					1920-1934 DESCRIPTIONS		RECOMMENDATIONS					
ELEMENT	MATERIAL	CONDITION	PERIOD	COMMENTS	MATERIAL	COMMENTS	PRESERVE	REPAIR	REPLACE IN KIND	REMOVE	INSTALL	COMMENTS
Walls	Brick masonry	Good	1850		Same		x					
	Wood lath	Good	1850		Same		x					
	Plaster	Exc.	1920	White gypsum skim coat	Same		x					
	Yellow paint	Exc.	Park	Munsell 5Y 8.5/3	Tan paint	Munsell 5Y 8/2					x	Repaint Munsell 5Y 9/1.5
Ceiling	Wood lath	Good	1850		Same		x					
	Plaster	Exc.	1920	White gypsum skim coat	Same		x					
	Yellow paint	Exc.	Park	Munsell 5Y 8.5/3	Off-white paint	Munsell 5Y 9/1					x	Repaint Munsell 5Y 9/1.5
Floor	Hardwood	Good	1920	Laid northwest-southeast	Same		x					
	Varnish	Good	1920	Darkened with time	Same		x					
					Rug	Area type					x	Wall-to-wall carpet
Baseboard	Wood	Good	1850	With varnished 1920 base piece	Same		x					
	White paint	Good	1960	Munsell N 9.0/	White paint	Munsell N 9.0/					x	Repaint Munsell 5Y 9/1.5
Stairwell	Rail	Fair	1850	Some looseness	Same				x			
	Balusters	Fair	1850	Some looseness	Same				x			
	End board	Good	1850	Plain wood, round top	Same		x					
	Varnish	Fair	1850	Dark, glossy, paint-speckled	Same		x					
Doorway to West Bedroom	Wood casing	Good	1850		Same		x					
	Door	Good	1850	Four panels	Same		x					
	White paint	Good	1960	Munsell N 9.0/	White paint	Munsell N 9.0/					x	Repaint Munsell 5Y 9/1.5
Doorway to South Bedroom Anteroom	Wood casing	Good	1850		Same		x					
	Door	Good	1850	Four panels	Same		x					
	White paint	Good	1960	Munsell N 9.0/	White paint	Munsell N 9.0/					x	Repaint Munsell 5Y 9/1.5
Doorway to West Sleeping Porch	Wood casing	Good	1850,1950	Window casing, lengthened	None	Originally window casing	x					
	French door	Good	1950	15 panes of glass	None	Originally 6/6 d.h. sash	x					
	Transom	Good	1950	Single pane of glass	None		x					
	White paint	Good	1960	Munsell N 9.0/	White paint	Munsell N 9.0/					x	Repaint Munsell 5Y 9/1.5
Electric	Fixture	Missing	1920		Same	Incandescent					x	Modern fixture
	Outlets (2)	Good	1950		Similar		x					
											x	Fire detection system

Room 211 - South Bedroom

EXISTING CONDITIONS					1920-1934 DESCRIPTIONS		RECOMMENDATIONS					
ELEMENT	MATERIAL	CONDITION	PERIOD	COMMENTS	MATERIAL	COMMENTS	PRESERVE	REPAIR	REPLACE IN KIND	REMOVE	INSTALL	COMMENTS
Walls	Brick masonry	Good	1850	N.E., S.W., & S.E. walls	Same		x					
	Balloon framing	Good	1850	N.W. wall	Same		x			x		
	Wood lath	Good	1850		Same		x			x		Remove N.W. wall lath
	Plaster	Fair	1920	Efflorescing near chimney	Same			x		x		Remove N.W. wall plaster
	Blue paint	Poor	1960	Munsell 10B 8/4	Tan paint	Munsell 7.5Y 8/3					x	Repaint Munsell 2.5Y 9/6
Ceiling	Wood lath	Fair	1850		Same		x					
	Plaster	Poor	1920	Efflorescing	Same			x				
	Off-white paint	Poor	1960	Peeling badly	Unknown	Not sampled					x	Repaint Munsell 2.5Y 9/6
Cornice	Plaster	Poor	1850	Efflorescing	Same			x				
	Off-white paint	Poor	1960	Peeling badly	Unknown	Not sampled					x	Repaint Munsell 5Y 9/1.5
Floor	Hardwood	Good	1920	Laid northeast-southwest	Same		x					
	Varnish	Good	1920	Darkened with time	Same		x					
					Rug	Area type					x	New navy blue GSA carpet
Baseboard	Wood	Good	1850	With varnished 1920 base piece	Same		x					
	Off-white paint	Good	1960	Munsell 5Y 8.5/2	White paint	Munsell N 9.0/					x	Repaint Munsell 5Y 9/1.5
Fireplace	Wood mantel	Good	1850	Very simple	Same		x					
	Off-white paint	Good	1960	Munsell 5Y 8.5/2	White paint	Munsell N 9.0/					x	Repaint Munsell 5Y 9/1.5
	Tile fire frame	Fair	1920	Crazed and yellowed	Same		x					
	Blue paint	Good	1960	On tile, Munsell 10B 8/4	None					x		
	Gas unit	Good	1920		Same		x					
	Marble hearth	Good	1850	Plain white marble	Same		x					
	Chimney	Fair	1850	Finished as walls	Same		x				x	Repaint Munsell 2.5Y 9/6
Doorway to S.E. Bedroom	Wood casing	Good	1850		Same		x					
	Door	Good	1850	Four panels	Same		x					
	Off-white paint	Good	1960	Munsell 5Y 9/1	White paint	Munsell N 9.0/					x	Repaint Munsell 5Y 9/1.5
Doorway to Bathroom	Wood casing	Good	1920		Same					x		
	Door	Good	1920	2 wood panels below glass panel	Same					x		
	Transom	Good	1920	Pressed, frosted glass	Same					x		
	Sidelight	Good	1920	Pressed, frosted glass	Same					x		
	Off-white paint	Good	1960	Munsell 5Y 8.5/2	White paint	Munsell N 9.0/				x		

Room 211 - South Bedroom Cont. (1)

EXISTING CONDITIONS					1920-1934 DESCRIPTIONS		RECOMMENDATIONS					
ELEMENT	MATERIAL	CONDITION	PERIOD	COMMENTS	MATERIAL	COMMENTS	PRESERVE	REPAIR	REPLACE IN KIND	REMOVE	INSTALL	COMMENTS
Doorway to Anteroom	Wood casing	Good	1850		Same					x		
	Door	Good	1850	Four panels	Same					x		Move to room 111
	Off-white paint	Good	1960	Munsell 5Y 8.5/2	White paint	Munsell N 9.0/				x		
Closet	Wood casing	Good	1850,1920	Window casing enlarged	Same	Originally 6/6 d.h. window	x					
	Upper doors (2)	Good	1920	Single panels, each matching	Same		x					
	Lower doors (2)	Good	1920	Single mirrors, each matching	Same		x					
	Walls	Good	1920	Vertical boards	Same		x					
	Shelf	Good	1920	Plain wood	Same		x					
	Drawers (2)	Good	1920	Below shelf	Same		x					
	Off-white paint	Good	1960	Munsell 5Y 8.5/2	White paint	Munsell N 9.0/					x	Repaint Munsell 5Y 9/1.5
Window, S.W. Wall	Wood casing	Good	1850		Same		x					
	6/6 d.h. sash	Fair	1850		Same			x				
	Screen	Missing	1920	Single panel over lower sash	Same		x					
	Off-white paint	Good	1960	Munsell 5Y 8.5/2	White paint	Munsell N 9.0/					x	Repaint Munsell 5Y 9/1.5
	Valance	Missing	1920	Stored at Park	Same	With curtains	x				x	Modern curtains
	Venetian blinds	Good	1960		None					x		
S. Window, S.E. Wall	Wood casing	Good	1850		Same		x					
	6/6 d.h. sash	Fair	1850		Same			x				
	Screen	Missing	1920	Single panel over lower sash	Same		x					
	Off-white paint	Good	1960	Munsell 5Y 8.5/2	White paint	Munsell N 9.0/					x	Repaint Munsell 5Y 9/1.5
	Valance	Missing	1920	Stored at Park	Same	With curtains	x				x	Modern curtains
	Venetian blinds	Good	1960		None					x		
N. Window, S.E. Wall	Wood casing	Good	1850		Same		x					
	6/6 d.h. sash	Fair	1850		Same			x				
	Screen	Missing	1920	Single panel over lower sash	Same		x					
	Off-white paint	Good	1960	Munsell 5Y 8.5/2	White paint	Munsell N 9.0/					x	Repaint Munsell 5Y 9/1.5
	Valance	Missing	1920	Stored at Park	Same	With curtains	x				x	Modern curtains
	Venetian blinds	Good	1960		None					x		
Window, N.E. Wall	Wood casing	Good	1850		Same		x					
	6/6 d.h. sash	Fair	1850		Same			x				
	Screen	Missing	1920	Single panel over lower sash	Same		x					
	Off-white paint	Good	1960	Munsell 5Y 8.5/2	White paint	Munsell N 9.0/					x	Repaint Munsell 5Y 9/1.5
	Valance	Missing	1920	Stored at Park	Same	With curtains	x				x	Modern curtains
	Venetian blinds	Good	1960		None					x		

Room 211 - South Bedroom Cont. (2)

EXISTING CONDITIONS					1920-1934 DESCRIPTIONS		RECOMMENDATIONS					
ELEMENT	MATERIAL	CONDITION	PERIOD	COMMENTS	MATERIAL	COMMENTS	PRESERVE	REPAIR	REPLACE IN KIND	REMOVE	INSTALL	COMMENTS
Radiator	Cast iron	Missing	1920	Stubs in floor	Same							
					White paint	Munsell N 9.0/	x			x	x	New HVAC system
Electric	Chandelier	Missing	1920	Stored at Park	Same							
	Round plate	Good	1920		Same		x				x	Modern chandelier
	Off-white paint	Good	1960	Munsell 5Y 8.5/2	White paint	Munsell N 9.0/				x		
	Outlets	Good	1920	Others added later	Same					x		
							x				x	More outlets
											x	Fire detection system

Room 212 - South Bedroom Bathroom

EXISTING CONDITIONS					1920-1934 DESCRIPTIONS		RECOMMENDATIONS					
ELEMENT	MATERIAL	CONDITION	PERIOD	COMMENTS	MATERIAL	COMMENTS	PRESERVE	REPAIR	REPLACE IN KIND	REMOVE	INSTALL	COMMENTS
Walls	Brick masonry	Good	1850	N.E. & N.W. Walls	Same		x					
	Balloon framing	Good	1850	S.E. & S.W. Walls	Same					x		
	Wood lath	Good	1850		Same		x			x		Remove S.E. & S.W. walls
	Plaster	Good	1920	White gypsum skim coat	Same		x			x		Remove S.E. & S.W. walls
	Blue paint	Poor	1960	Munsell 10B 8/4	Tan paint	Munsell 7.5Y 8/3	x			x		Remove S.E. & S.W. walls
	Metal lath	Good	1920	Lower walls	Same		x			x		Remove S.E. & S.W. walls
	Tilework	Good	1920	White, with baseboard course	Same					x		Replaster NE & NW walls
Ceiling	Wood lath	Good	1850		Same		x				x	Repaint Munsell 2.5Y 9/6
	Plaster	Good	1920	White gypsum skim coat	Same		x					
	Blue paint	Good	1960	Munsell 10B 8/4	Tan paint	Munsell 7.5Y 8/3					x	Repaint Munsell 2.5Y 9/6
Cornice	Plaster	Good	1850	Pre-molded sections	Same					x	x	Extend 211 cornice
	Blue paint	Good	1960	Munsell 10B 8/4	Tan paint						x	Repaint Munsell 5Y 9/1.5
Floor	Tile work	Good	1920	White, small herringbone	Same					x	x	Wood at 211 level
	Carpet	Exc.	Park	Orange GSA wall-to-wall	None					x	x	Carpet for enlarged room, navy blue
Doorway to Anteroom	Wood casing	Good	1920		Same					x		
	Door	Good	1920	2 wood panels below glass pane	Same					x		
	Transom	Good	1920	Pressed, frosted glass	Same					x		
	Sidelight	Good	1920	Pressed, frosted glass	Same					x		
	Blue paint	Poor	1960	Munsell 10B 8/4	White paint	Munsell N 9.0/				x		
Doorway to S. Bedroom	Wood casing	Good	1920		Same					x		
	Door	Good	1920	2 wood panels below glass pane	Same					x		
	Transom	Good	1920	Pressed, frosted glass	Same					x		
	Sidelight	Good	1920	Pressed, frosted glass	Same					x		
	Blue paint	Poor	1960	Munsell 10B 8/4	White paint	Munsell N 9.0/				x		
Doorway to S.E. Bedroom	Wood casing	Good	1920		Same					x	x	New fill, lath, plaster, and paint to match adjacent wall
	Door	Good	1920	Four panels	Same					x		
	Blue paint	Poor	1960	Munsell 10B 8/4	White paint	Munsell N 9.0/				x		

Room 212 - South Bedroom Bathroom Cont.

EXISTING CONDITIONS					1920-1934 DESCRIPTIONS		RECOMMENDATIONS					
ELEMENT	MATERIAL	CONDITION	PERIOD	COMMENTS	MATERIAL	COMMENTS	PRESERVE	REPAIR	REPLACE IN KIND	REMOVE	INSTALL	COMMENTS
Fixtures	Bathtub	Good	1920	Massive, ceramic	Same					x		All fixtures to be retained by Park Service
	Shower	Good	1920	Shower head, plumbing, rod	Same	With bathtub				x		
	Sink	Good	1920	Single pedestal, ceramic	Same					x		
	Spit sink	Good	1920	Small, ceramic	Same					x		
	Mirror	Good	1920	Beveled, round corners	Same					x		
Electric	Ceiling light	Fair	1950	Incandescent	Fixture	Different than present				x		
	Mirror lights	Fair	1920	Flanking mirror, two lights	Same					x		
	Outlets	Good	1920		Same					x	x	New outlets
Radiator	Cast iron	Missing	1920	Stubs in floor	Same					x	x	New HVAC system
											x	Fire detection system
											x	New and salvaged base-board from room 213

Room 213 - South Bedroom Anteroom

EXISTING CONDITIONS					1920-1934 DESCRIPTIONS		RECOMMENDATIONS					
ELEMENT	MATERIAL	CONDITION	PERIOD	COMMENTS	MATERIAL	COMMENTS	PRESERVE	REPAIR	REPLACE IN KIND	REMOVE	INSTALL	COMMENTS
Walls	Brick masonry	Good	1850	N. W. and S. W. walls	Same		x					
	Balloon framing	Good	1850	N. E. and S. W. walls	Same					x		
	Wood lath	Good	1850		Same							
	Plaster	Good	1920	White gypsum skim coat	Same		x			x		Remove N.E. & S.W. walls
	Blue paint	Poor	1960	Munsell 10B 8/4	Tan paint	Munsell 7.5Y 8/3	x			x		Remove N.E. & S.W. walls
										x	x	Repaint N.W. & S.E. walls Munsell 2.5Y 9/6
Ceiling	Wood lath	Good	1850		Same							
	Plaster	Good	1920	White gypsum skim coat	Same		x					
	Off-white paint	Good	1960		Unknown	Not sampled	x					
											x	Repaint Munsell 2.5Y 9/6
Cornice	Plaster	Good	1850	Pre-molded sections	Same							
	Off-white paint	Good	1960		Unknown	Not sampled				x	x	Extend 211 cornice
											x	Repaint Munsell 5Y 9/1.5
Floor	Hardwood	Good	1920	Laid northeast-southwest	Same		x					
	Varnish	Good	1920	Darkened with time	Same		x				x	Carpet for enlarged room navy blue
Baseboard	Wood	Good	1850	With varnished 1920 base piece	Same		x			x		Remove N.E. & S.W. boards
	White paint	Good	1960	Munsell 5Y 9/1	White paint					x	x	Repaint N.W. & S.E. bds.
Doorway to Rear Stair Hall	Wood casing	Good	1850		Same		x					
	Door	Good	1850	Four panels	Same		x					
	White paint	Good	1960	Munsell 5Y 9/1	White paint	Munsell N 9.0/					x	Repaint Munsell 5Y 9/1.5
Doorway to Bedroom	Wood casing	Good	1850		Same					x		
	Door	Good	1850	Four panels	Same					x		
	White paint	Good	1960	Munsell 5Y 9/1	White paint	Munsell N 9.0/				x		
Doorway to Bathroom	Wood casing	Fair	1920	Wood strip added	Same					x		
	Door	Good	1920	2 wood panels below glass panel	Same					x		
	Transom	Good	1920	Pressed, frosted glass	Same					x		
	Sidelight	Good	1920	Pressed, frosted glass	Same					x		
	White paint	Good	1960	Munsell 5Y 9/1	White paint	Munsell N 9.0/				x		

Room 213 - South Bedroom Anteroom Cont.

EXISTING CONDITIONS					1920-1934 DESCRIPTIONS		RECOMMENDATIONS					
ELEMENT	MATERIAL	CONDITION	PERIOD	COMMENTS	MATERIAL	COMMENTS	PRESERVE	REPAIR	REPLACE IN KIND	REMOVE	INSTALL	COMMENTS
Doorway to South Sleeping Porch	Wood casing	Good	1920	Single panel jambs and head	Same	Originally window casing	x					
	French door	Fair	1920	15 panes of glass, one missing	Same			x				Replace glass
	White paint	Good	1960	Munsell 5Y 9/1	White paint	Munsell N 9.0/					x	Repaint Munsell 2.5Y 9/6
Closet	Balloon framing	Good	1950		None					x		
	Gypsum board	Good	1950		None					x		
	Blue paint	Good	1950	Munsell 10B 8/4	None					x		
	Baseboard	Good	1950	Plain wood	None					x		
	Door casing	Good	1950	Plain wood	None					x		
	Sliding doors(2)	Good	1950	Plain wood	None					x		
	Plywood ceiling	Good	1950		None					x		
	White paint	Good	1960	Munsell 5Y 9/1	None					x		
Plumbing	Toilet	Good	1950	White porcelain	None					x		
	Plywood panel	Good	1950	Access panel behind toilet	None					x		
Electric	Ceiling light	Fair	1950		Fixture	Different style				x		
	Light switch	Good	1920	Turn type	Same					x		
	Wood chase	Good	1920	Beaded boards	Same					x		
	Bell	Fair	1920		Same					x		
											x	New outlets
											x	Fire detection system

Room 214 - West Sleeping Porch

EXISTING CONDITIONS					HISTORICAL DESCRIPTIONS		RECOMMENDATIONS					
ELEMENT	MATERIAL	CONDITION	PERIOD	COMMENTS	MATERIAL	COMMENTS	PRESERVE	REPAIR	REPLACE IN KIND	REMOVE	INSTALL	COMMENTS
Walls	Brick masonry	Good	1850	N. E. wall	Same		x					
	Balloon framing	Good	1920	S. E. , S. W., & N. W. walls	Same	No S. E. wall	x			x		Remove S.E. wall framing
	Wood lath	Good	1850	N. E. wall	Same		x					
	Metal lath	Good	1920	N. W. and S. W. walls	Same		x					
	Plaster	Good	1920	White gypsum skim coat	Same		x					
	Gypsum board	Good	1950	S. E. wall only	None					x		
	Blue paint	Good	1960	All walls	Unknown	Not sampled					x	Repaint Munsell 5Y 9/1.5
Ceiling	Acoustical tile	Poor	1950		Unknown	Probably plastered				x	x	New gypsum board ceiling
	Aqua paint	Good	1960		Unknown	Not sampled					x	Paint Munsell 5Y 9/1.5
Floor	Hardwood	Good	1920	Laid northwest-southeast	Same		x					
	Varnish	Good	1920	Darkened with time	Same		x				x	New green GSA carpet
Baseboard	Wood	Good	1920	With painted 1920 base piece	Same		x				x	Remove S.E. baseboard
	White paint	Good	1960	Munsell 5Y 9/1	White paint	Munsell N 9.0/					x	Repaint Munsell 5Y 9/1.5
Doorway to Rear Stair Hall	Wood casing	Good	1950		None	Originally window casing	x					
	French door	Good	1950	15 panes of glass	None	Originally 6/6 d.h. sash	x					
	Transom	Good	1950	Single pane	None		x					
	White paint	Good	1960	Munsell 5Y 9/1	White paint	Munsell N 9.0/					x	Repaint Munsell 5Y 9/1.5
N. Window, N. W. Wall	Wood casing	Good	1920		Same		x					
	Casement sash	Fair	1920	Eight panes, each leaf	Same			x				
	Transom sash	Good	1920	Four panes, fixed sash	Same		x					
	Screen sash	Missing	1920	Single panel	Same					x		
	Blue paint	Good	1960	Not sampled	Unknown						x	Repaint Munsell 5Y 9/1.5
Center Window, N. W. Wall	Wood casing	Good	1920		Same		x					
	Casement sash	Fair	1920	Bottom center right pane gone	Same			x				
	Transom sash	Good	1920	Four panes, fixed sash	Same		x					
	Screen sash	Fair	1920	Single panel	Same			x				
	Blue paint	Good	1960	Not sampled	Unknown						x	Repaint Munsell 5Y 9/1.5

Room 214 - West Sleeping Porch Cont.

EXISTING CONDITIONS					1920-1934 DESCRIPTIONS		RECOMMENDATIONS					
ELEMENT	MATERIAL	CONDITION	PERIOD	COMMENTS	MATERIAL	COMMENTS	PRESERVE	REPAIR	REPLACE IN KIND	REMOVE	INSTALL	COMMENTS
S. Window, N.W. Wall	Wood casing	Good	1920		Same		x					
	Casement sash	Fair	1920	Eight panes, each leaf	Same			x				
	Transom sash	Good	1920	Four panes, fixed sash	Same		x					
	Screen sash	Fair	1920	Single panel	Same				x			Repaint Munsell 5Y 9/1.5
	Blue paint	Good	1960	Not sampled	Unknown							
W. Window, S.W. Wall	Wood casing	Good	1920		Same		x					
	Casement sash	Fair	1920	Eight panes, each leaf	Same			x				
	Transom sash	Good	1920	Four panes, fixed sash	Same		x					
	Screen sash	Missing	1920	Single panel	Same				x			Repaint Munsell 5Y 9/1.5
	Blue paint	Good	1960	Not sampled	Unknown							
E. Window, S.W. Wall	Wood casing	Good	1920		Same		x					
	Casement sash	Fair	1920	Eight panes, each leaf	Same			x				
	Transom sash	Good	1920	Four panes, fixed sash	Same		x					
	Screen sash	Missing	1920	Single panel	Same				x			Repaint Munsell 5Y 9/1.5
	Blue paint	Good	1960	Not sampled	Unknown							
Elevator	Trap door	Good	1950		Floor		x					
	Track	Fair	1950	Unused for several years	None			x				Make operational, if feasible
Electric	Light	Good	1920	Bare incandescent bulb	Similar	Above center of S.E. wall					x	New fixture
	Outlet	Good	1920		Same		x					
											x	Fire detection system

Room 215 - South Sleeping Porch

EXISTING CONDITIONS					1920-1934 DESCRIPTIONS		RECOMMENDATIONS					
ELEMENT	MATERIAL	CONDITION	PERIOD	COMMENTS	MATERIAL	COMMENTS	PRESERVE	REPAIR	REPLACE IN KIND	REMOVE	INSTALL	COMMENTS
Walls	Brick masonry	Good	1850	N.E. wall only	Same		x					
	Balloon framing	Good	1920	N.W., S.E., and S.W. walls	Same	No N.W. wall	x			x		Remove N.W. wall framing
	Wood lath	Good	1850	N.E. wall only	Same		x					
	Metal lath	Good	1920	S.E. and S.W. walls	Same		x					
	Plaster	Good	1920	N.E., S.W., and S.E. walls	Same		x					
	Gypsum board	Good	1950	N.W. wall only	None					x		
	Blue paint	Good	1960	Not sampled	Unknown						x	Repaint Munsell 5Y 9/1.5
Ceiling	Acoustical tile	Poor	1950		Unknown	Probably plaster				x	x	New gypsum board ceiling
	Aqua paint	Good	1960	Not sampled	Unknown						x	Paint Munsell 5Y 9/1.5
Floor	Hardwood	Good	1920	Laid northeast-southwest	Same		x					
	Varnish	Good	1920	Darkened with time	Same		x				x	New green GSA carpet
Baseboard	Wood	Good	1920	With varnished 1920 base piece	Same		x			x		Remove N.W. baseboard
	Blue paint	Good	1960	Not sampled	Unknown						x	Repaint Munsell 5Y 9/1.5
Doorway to Anteroom	Wood casing	Good	1920		Same		x					
	French door	Fair	1920	15 panes of glass, one missing	Same		x					
	White paint	Good	1960	Munsell 5Y 9/1	White paint	Munsell N 9.0/					x	Repaint Munsell 5Y 9/1.5
N. Window, S.E. Wall	Wood casing	Good	1920		Same		x					
	Casement sash	Fair	1920	Eight panes, each leaf	Same		x		x			
	Transom sash	Good	1920	Four panes, fixed sash	Same		x					
	Screen sash	Fair	1920	Single panel	Same				x			
	Blue paint	Good	1960	Not sampled	Unknown						x	Repaint Munsell 5Y 9/1.5
Center Window, S.E. Wall	Wood casing	Good	1920		Same		x					
	Casement sash	Fair	1920	Eight panes, each leaf	Same		x		x			
	Transom sash	Good	1920	Four panes, fixed sash	Same		x					
	Screen sash	Fair	1920	Single panel	Same				x			
	Blue paint	Good	1960	Not sampled	Unknown						x	Repaint Munsell 5Y 9/1.5
S. Window, S.E. Wall	Wood casing	Good	1920		Same		x					
	Casement sash	Fair	1920	Eight panes each leaf	Same		x		x			
	Transom sash	Good	1920	Four panes, fixed sash	Same		x					
	Screen sash	Fair	1920	Single panel	Same				x			
	Blue paint	Good	1960	Not sampled	Unknown						x	Repaint Munsell 5Y 9/1.5

Room 215 - South Sleeping Porch Cont.

EXISTING CONDITIONS					1920-1934 DESCRIPTIONS		RECOMMENDATIONS					
ELEMENT	MATERIAL	CONDITION	PERIOD	COMMENTS	MATERIAL	COMMENTS	PRESERVE	REPAIR	REPLACE IN KIND	REMOVE	INSTALL	COMMENTS
E. Window, S.W. Wall	Wood casing	Good	1920		Same		x					
	Casement sash	Fair	1920	Eight panes, each leaf	Same			x				
	Transom sash	Good	1920	Four panes, fixed sash	Same		x					
	Screen sash	Fair	1920	Single panel	Same			x				
	Blue paint	Fiar	1920	Not sampled	Unknown						x	Repaint Munsell 5Y 9/1.5
W. Window, S.W. Wall	Wood casing	Good	1920		Same		x					
	Casement sash	Fair	1920	Eight panes, each leaf	Same			x				
	Transom sash	Good	1920	Four panes, fixed sash	Same		x					
	Screen sash	Fair	1920	Single panel	Same			x				
	Blue paint	Good	1960	Not sampled	Unknown						x	Repaint Munsell 5Y 9/1.5
Closets (2)	Balloon framing	Good	1950		None					x		
	Gypsum board	Good	1950		None					x		
	Blue paint	Good	1960		None					x		
	Baseboard	Good	1950	Plain wood	None					x		
	Door casing	Good	1950	Plain wood	None					x		
	Doors (2 pair)	Good	1950	Sliding	None					x		
	Plywood	Good	1950	One panel, each ceiling	None					x		
	White paint	Good	1960	Munsell 5Y 9/1	None					x		
Electric	Light	Good	1920	Bare incandescent bulb	Similar	Above center of N.W. wall					x	New fixture
	Outlet	Good	1920		Same		x					
											x	Fire detection system

E. Interior - Attic and Cupola

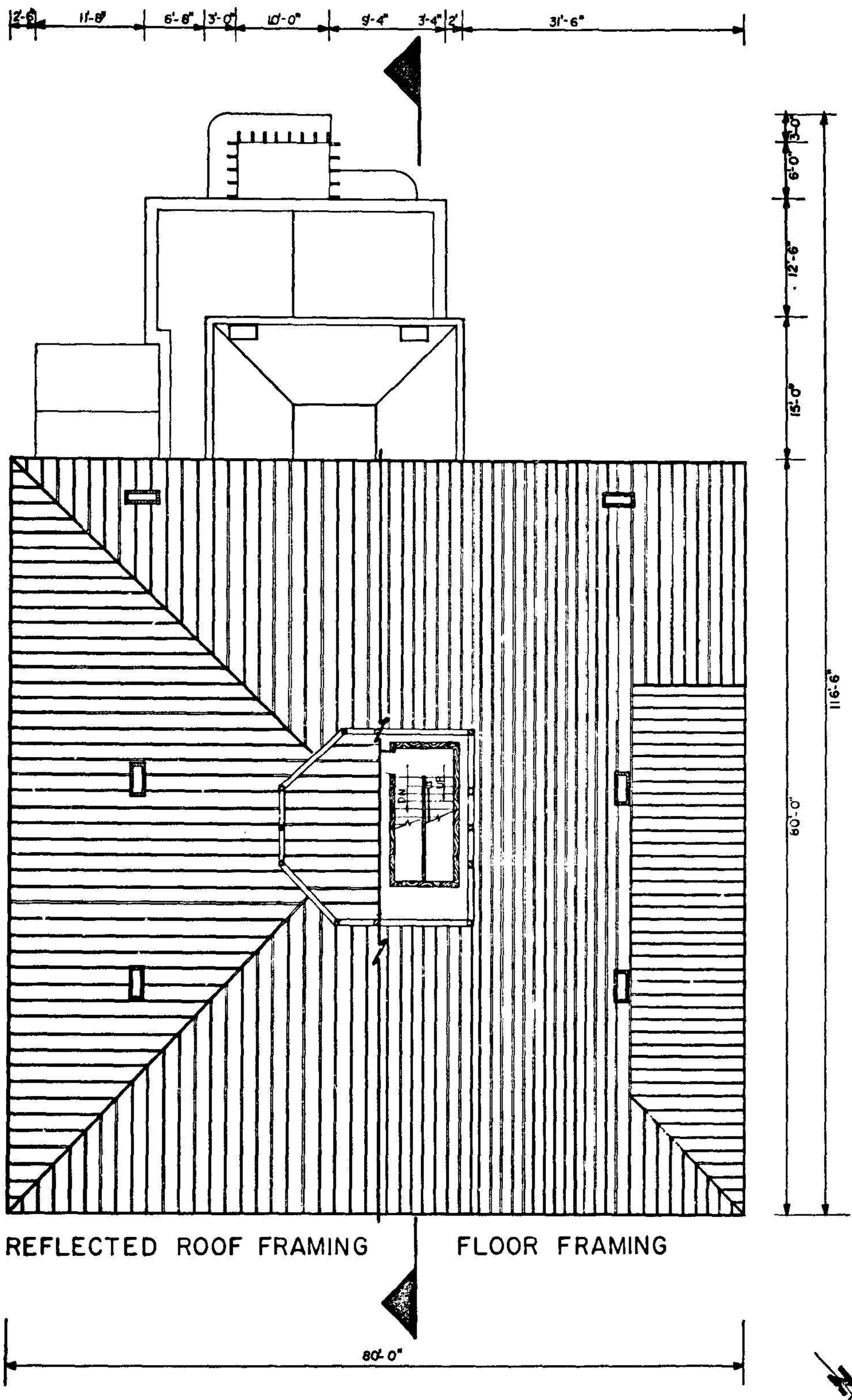

ATTIC PLAN

SCALE: 1/8" = 1'-0"

0' 4' 8' 12' 16' 20'

0 1 2 3 4 5 M

Room 301 - Stairway

EXISTING CONDITIONS					1920-1934 DESCRIPTIONS		RECOMMENDATIONS					
ELEMENT	MATERIAL	CONDITION	PERIOD	COMMENTS	MATERIAL	COMMENTS	PRESERVE	REPAIR	REPLACE IN KIND	REMOVE	INSTALL	COMMENTS
Walls	Brick masonry	Good	1850	N.W. wall	Same		x					
	Balloon framing	Good	1850	N.E.,S.E., and S.W. walls	Same		x					
	Wood lath	Good	1850		Same		x					
	Plaster	Fair	1850	Minor cracking	Same		x					
	Cream paint	Good	1960	Not sampled	Unknown						x	Repaint Munsell 5Y 9/1.5
Ceiling	Wood lath	Good	1850		Same		x					
	Plaster	Fair	1850	Minor cracking	Same			x				
	Cream paint	Good	1960	Not sampled	Unknown						x	Repaint Munsell 5Y 9/1.5
Landing Floor	Wood	Good	1850	S.E. half: wide boards, NE-SW N.W. half: narrow boards,NW-SE	Same		x					
	Varnish	Good	1920	Darkened with time	Same		x					
Stair, Lower Run	Treads (22)	Good	1850		Same		x					
	Varnish	Good	1920	Darkened with time	Same		x					
	Risers (23)	Good	1850		Same		x					
	Baseboard	Good	1850	Beveled top edge	Same		x					
	White paint	Good	1960	Not sampled	Unknown	Probably similar					x	Repaint Munsell 5Y 9/1.5
	Railing	Good	1920	Iron pipe railing, N.W. wall	Same		x					
	Wood blocks	Good	1920	Between railing and wall	Same		x					
Stair, Upper Run	Treads (9)	Good	1850		Same		x					
	Railing	Fair	1850	Some looseness	Same				x			
	Newel post	Fair	1850	Some looseness	Same				x			
	Varnish	Good	1920	On treads, newel, and upper rail	Same		x					
	Risers (10)	Good	1850		Same		x					
	Stringer	Good	1850		Same		x					
	Balusters (8)	Fair	1850	Some looseness	Same				x			
	Baseboard	Good	1850	Plain wood	Same		x					
	White paint	Good	1960	On underside of rail, as well	Unknown	Not sampled					x	Repaint Munsell 5Y 9/1.5
Doorway to Front Stair Hall	Wood casing	Good	1850	Simple construction	Same		x					
	Door	Good	1850	Two panels, no panel molding	Same		x					
	White paint	Good	1960	Not sampled	Unknown						x	Repaint Munsell 5Y 9/1.5

Room 301 - Stairway Cont.

EXISTING CONDITIONS					1920-1934 DESCRIPTIONS		RECOMMENDATIONS					
ELEMENT	MATERIAL	CONDITION	PERIOD	COMMENTS	MATERIAL	COMMENTS	PRESERVE	REPAIR	REPLACE IN KIND	REMOVE	INSTALL	COMMENTS
Doorway to Attic	Wood casing	Good	1850	Simple construction	Same		x					
	Door	Good	1850	Two panels, no panel molding	Same		x					
	White paint	Good	1960	Not sampled	Unknown						x	Repaint Munsell 5Y 9/1.5
Electric	Light	Good	1920	Bare incandescent bulb	Same							
	Switches (2)	Good	1920	Turn type	Same		x					
	Outlet	Good	1920	By attic door	Same		x					
											x	Fire detection system

256

Room 302 - Attic

EXISTING CONDITIONS					1920-1934 DESCRIPTIONS		RECOMMENDATIONS					
ELEMENT	MATERIAL	CONDITION	PERIOD	COMMENTS	MATERIAL	COMMENTS	PRESERVE	REPAIR	REPLACE IN KIND	REMOVE	INSTALL	COMMENTS
Walls (stair)	Balloon framing	Good	1850	Wood lath and plaster behind	Same		x					
Ceiling	Roof sheathing	Good	1850	1" x 7" typ., sawn	Same		x					
	Subflooring	Good	1850	For cupola, 5½" wide	Same	Running N.W. - S.E.	x					
	Roof joists	Good	1850	2" x 8", 20" O.C., typ.	Same	See plan for locations	x					
	Cupola joists (10)	Good	1850	2" x 12", 24" O.C. typ.	Same	Running S.W. - N.E.	x					
	Roof beams (9)	Good	1850	3" x 8"	Same	From corners to cupola	x					
	Cupola beams (8)	Good	1850	3 3/4" x 7½"	Same	See isometric drawing	x					
	Cupola bridging	Good	1850	2" x 8", between joists	SME	Two rows running NW.- S.E.	x					
Floor	Wood joists	Good	1850	2" x 8", 16" O.C. typ.	Same	See plan for locations	x					
	Bridging	Good	1850	2" x 8", between joists	Same		x					
	Pine flooring	Good	1850	6" wide, running N.E. - S.W.	Same		x					
	Cupola beams (4)	Good	1850	8" x 8" members	Same	See isometric drawing	x					
Cupola framing	Posts (8)	Good	1850	4" x 10" members	Same	At octagon corners	x					
	Posts (4)	Good	1850	3" x 4" members	Same	At square corners and middle of sides	x					
	Cross-braces (8)	Good	1850	4" x 5" members	Same		x					
Chimneys (6)	Brick	Good	1850		Same		x					
	Mortar	Good	1850	Lime mortar	Same		x					
Doorway to Landing	Wood frame	Good	1850	Minimal	Same		x					
	Door	Good	1850	Two panels, no panel molding	Same		x					
Electric	Lights (4)	Good	1920	Bare incandescent bulbs	Same		x				x	New can lighting for portico ceiling
											x	Fire detection system
											x	HVAC system

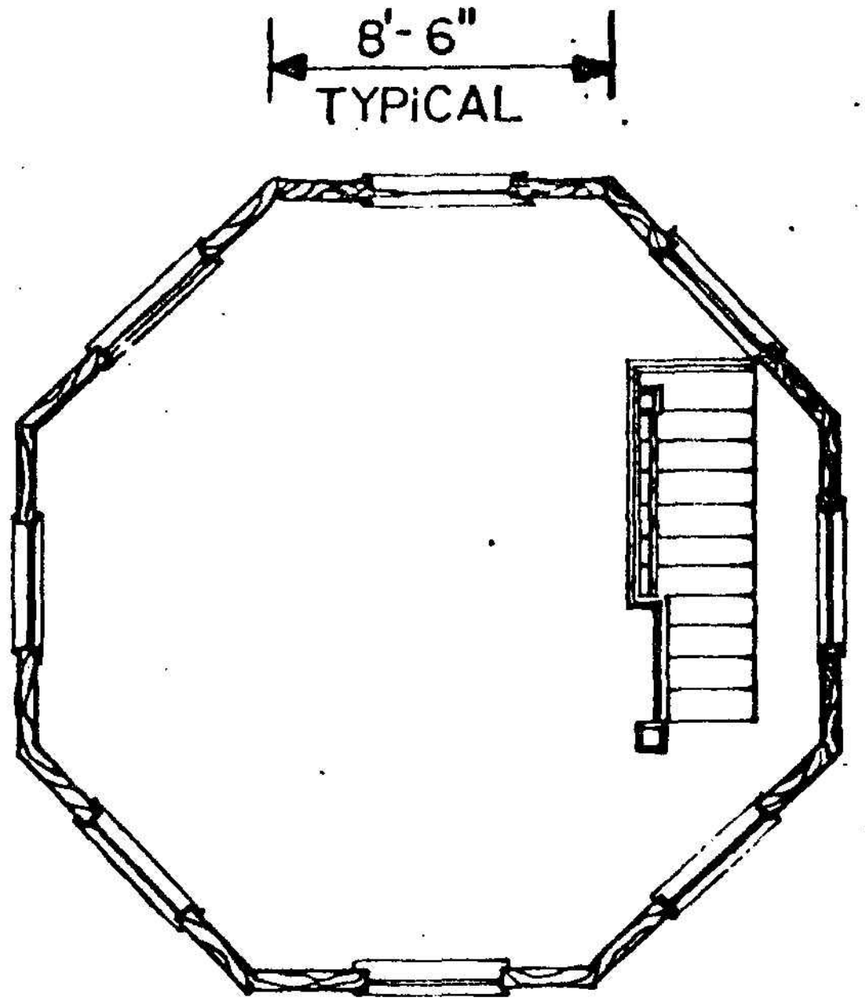

CUPOLA PLAN

Room 303 - Cupola

EXISTING CONDITIONS					1920-1934 DESCRIPTIONS		RECOMMENDATIONS					
ELEMENT	MATERIAL	CONDITION	PERIOD	COMMENTS	MATERIAL	COMMENTS	PRESERVE	REPAIR	REPLACE IN KIND	REMOVE	INSTALL	COMMENTS
Walls	Balloon framing	Good	1850		Same		x					
	Siding	Good	1850	Flush, horizontal, T & G	Same		x					
	Cream paint	Good	1900	Thick, hard, like stucco	Unknown		x					
Ceiling	Siding	Good	1850	Flush, octagon pattern	Same		x					
	Cream paint	Good	1900	Thick, hard, like stucco	Unknown	Probably same	x					
Floor	Pine	Good	1850	Wide boards, S. E. - N. W.	Same		x					
	Varnish	Good	1850	Darkened with time	Same		x					
Baseboard	Wood	Good	1850	Beveled top edge	Same		x					
	Toe board	Good	1920	Quarter round	Same		x					
	Off-white paint	Good	1920	Not sampled	Unknown	Probably same					x	Repaint Munsell 5Y 9/1.5
Stairwell	Railing	Fair	1850	Some looseness	Same				x			
	Newel post	Fair	1850	Some looseness	Same				x			
	Varnish	Good	1850	Darkened with time	Same		x					
	Balusters (26)	Fair	1850	Some looseness	Same				x			
	Off-white paint	Good	1900	Not sampled	Unknown	Probably same					x	Repaint Munsell 5Y 9/1.5
N. E. Window	Wood casing	Fair	1850	Very simple	Same				x			
	6/6 d.h. sash	Poor	1850	One pane missing	Same				x			
	Screen sash	Missing	1920	Single panel over lower sash	Same		x					
	Off-white paint	Good	1900	Not sampled	Unknown	Probably same					x	Repaint Munsell 5Y 9/1.5
East Window	Wood casing	Fair	1850	Very simple	Same				x			
	6/6 d.h. sash	Poor	1850		Same				x			
	Screen sash	Missing	1920	Single panel	Same		x					
	Off-white paint	Good	1900	Not sampled	Unknown						x	Repaint Munsell 5Y 9/1.5

Room 303 - Cupola (Cont.)

EXISTING CONDITIONS					1920-1934 DESCRIPTIONS		RECOMMENDATIONS					
ELEMENT	MATERIAL	CONDITION	PERIOD	COMMENTS	MATERIAL	COMMENTS	PRESERVE	REPAIR	REPLACE IN KIND	REMOVE	INSTALL	COMMENTS
S. E. Window	Wood casing	Fair	1850	Very simple	Same			x				
	6/6 d.h. sash	Poor	1850	Two panes missing	Same			x				
	Screen sash	Missing	1920	Single panel over lower sash	Same		x					
	Off-white paint	Good	1900	Not sampled	Unknown	Probably same					x	Repaint Munsell 5Y 9/1.5
South Window	Wood casing	Fair	1850	Very simple	Same			x				
	6/6 d.h. sash	Poor	1850		Same			x				
	Screen sash	Missing	1920	Single panel over lower sash	Same		x					
	Off-white paint	Good	1900	Not sampled	Unknown	Probably same					x	Repaint Munsell 5Y 9/1.5
S. W. Window	Wood casing	Fair	1850	Very simple	Same			x				
	6/6 d.h. sash	Poor	1850		Same			x				
	Screen sash	Missing	1920	Single panel over lower sash	Same		x					
	Off-white paint	Good	1900	Not sampled	Unknown	Probably same					x	Repaint Munsell 5Y 9/1.5
West Window	Wood casing	Fair	1850	Very simple	Same			x				
	6/6 d.h. sash	Poor	1850		Same			x				
	Screen sash	Good	1920	Single panel over lower sash	Same		x					
	Off-white paint	Good	1900	Not sampled	Unknown	Probably same					x	Repaint Munsell 5Y 9/1.5
N. W. Window	Wood casing	Fair	1850	Very simple	Same			x				
	6/6 d.h. sash	Poor	1850		Same			x				
	Screen sash	Good	1920	Single panel over lower sash	Same		x					
	Off-white paint	Good	1900	Not sampled	Unknown	Probably same					x	Repaint Munsell 5Y 9/1.5
North Window	Wood casing	Fair	1850	Very simple	Same			x				
	6/6 d.h. sash	Poor	1850		Same			x				
	Screen sash	Missing	1920	Single panel over lower sash	Same		x					
	Off-white paint	Good	1900	Not sampled	Unknown	Probably same					x	Repaint Munsell 5Y 9/1.5
Electric	Light	Missing	1920	Incandescent	1920	Converted from older lamp	x					
	Brass knob	Good	1850	In center of ceiling	Same		x					
	Brass chain	Good	1850		Same	For 19th cent. hanging lamp	x					
	Outlet	Good	1920	In S.W. wall	Same		x					
											x	Fire detection system

F. Interior - Basement and Crawlspaces

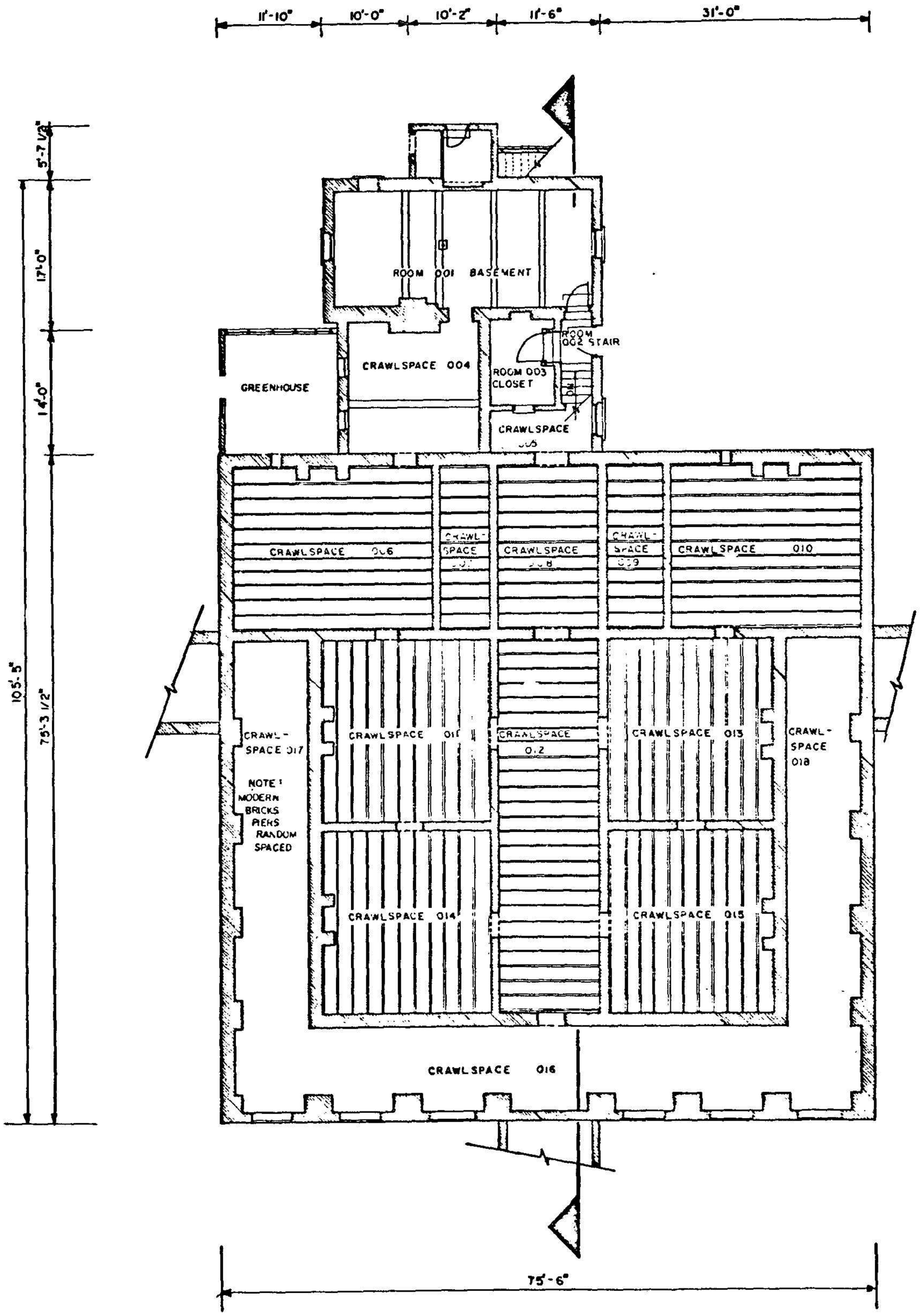

BASEMENT PLAN AND
REFLECTED FIRST FLOOR FRAMING PLAN

SCALE: 1/8"= 1'- 0"

0' 4' 8' 12' 16' 20'

Room 001 - Basement below Kitchen and Pantry

EXISTING CONDITIONS					1920-1934 DESCRIPTIONS		RECOMMENDATIONS					
ELEMENT	MATERIAL	CONDITION	PERIOD	COMMENTS	MATERIAL	COMMENTS	PRESERVE	REPAIR	REPLACE IN KIND	REMOVE	INSTALL	COMMENTS
Walls	Brick masonry	Fair	1920		Same		x				x	Interior wall finish for office use
	White paint	Good	1950	Not sampled	Unknown	Probably same	x					
Ceiling	Concrete	Good	1920	Poured in place	Same		x				x	New hung ceiling
	Beams (4)	Good	1920	Poured in place	Same		x					
Floor	Concrete	Good	1920	Subject to flooding	Same			x			x	Correct flooding problem, install new raised floor
	Drain	Poor	1920	Missing cast iron cover	Same			x				
	Step	Good	1920	Concrete	Same		x					
Furnace	Furnace	Missing	1920		Same						x	New HVAC
	Chimney	Good	1920	Brick masonry with large hole	Same			x				
Doorway to Stair	Masonry opening	Good	1920		Same		x					
	Wood frame	Good	1920		Same		x					
	Door	Fair	1920	Five horizontal panels, section cut for elevator machinery	Same		x					
S. E. Window	Masonry opening	Good	1920		Same		x					
	Wood frame	Good	1920		Same		x					
	6-light sash	Good	1920		9-light sash		x					
	White paint	Good	1960	Not sampled	Unknown	Probably same	x					
W. W. Window	Masonry opening	Good	1920		Same		x					
	Wood frame	Good	1920		Same		x					
	6-light sash	Good	1960		9-light sash		x					
	White paint	Good	1960	Not sampled	Unknown	Probably same	x					
Elevator Engine	Metal (iron)	Fair	1950	With cables, unused	None			x				Restore to operating order, if feasible

Room 001 - Basement below Kitchen and Pantry Cont.

EXISTING CONDITIONS					1920-1934 DESCRIPTIONS		RECOMMENDATIONS					
ELEMENT	MATERIAL	CONDITION	PERIOD	COMMENTS	MATERIAL	COMMENTS	PRESERVE	REPAIR	REPLACE IN KIND	REMOVE	INSTALL	COMMENTS
Opening to 004	Masonry opening	Good	1920		Same		x					
Coal chute	Masonry opening	Good	1920		Same		x					
	Iron frame	Fair	1920		Same		x					
	Iron door	Fair	1920	Hinged at top	Same		x					
	White paint	Fair	1960	Not sampled	Unknown	Probably same	x					
Electric	Controls	Good	1960	See engineering section	Similar				x			
Telephone	Intake	Good	1920	See engineering section	Similar				x			
											x	Frame, door, and white paint for S.W. door
											x	Subflooring, sleepers flooring, & carpet
											x	Finish walls
											x	New lighting & outlets
											x	Ceiling system
											x	Fire detection system

Room 002 - Stair to Wing Basement

EXISTING CONDITIONS					1920-1934 DESCRIPTIONS		RECOMMENDATIONS					
ELEMENT	MATERIAL	CONDITION	PERIOD	COMMENTS	MATERIAL	COMMENTS	PRESERVE	REPAIR	REPLACE IN KIND	REMOVE	INSTALL	COMMENTS
Walls	Brick masonry	Good	1920		Same		x					
	Metal lath	Good	1920		Same		x					
	Plaster	Good	1920		Same		x					
	Tan paint	Good	1960	Munsell 2.5Y 8.5/4	Unknown		x					
Stair	Concrete steps	Good	1920	Below landing	Same		x					
	Conc. landing	Good	1920		Same		x					
	Wood steps	Good	1920	Above landing	Same		x					
	Brown paint	Good	Park	Munsell 7.5YR 6/4.5	Gray paint	Munsell 10BG 6/2	x					
Doorway to Exterior	Masonry opening	Good	1920		Same		x					
	Wood frame	Good	1920		Same		x					
	Door	Good	1920	Nine panes over two panels	Same		x					
	White paint	Good	1960	Not sampled	Unknown	Probably same	x					
Doorway to 001	Masonry opening	Good	1920		Same		x					
	Wood frame	Good	1920		Same		x					
	Door	Good	1920	Five horizontal panels	Same		x					
	White paint	Good	1960	Not sampled	Unknown	Probably same	x					
Doorway to 003	Masonry opening	Good	1920		Same		x					
	Wood frame	Good	1920		Same		x					
	Door	Good	1850	Four panels, cut down to fit	Same		x					
	White paint	Good	1960	Not sampled	Unknown	Probably same	x					
Elevator	Equipage	Fair	1950	Unusued for several years	None			x				Repair if feasible
											x	Fire detection system

Room 003 - Closet

EXISTING CONDITIONS					1920-1934 DESCRIPTIONS		RECOMMENDATIONS					
ELEMENT	MATERIAL	CONDITION	PERIOD	COMMENTS	MATERIAL	COMMENTS	PRESERVE	REPAIR	REPLACE IN KIND	REMOVE	INSTALL	COMMENTS
Walls	Brick masonry	Good	1920		Same		x					
	Metal lath	Good	1920		Same		x					
	Plaster	Good	1920		Same		x				x	Paint Munsell N 1.5/
Ceiling	Concrete	Good	1920		Same		x					
Floor	Concrete	Good	1920		Same		x					
Doorway to Stair	Brick walls	Good	1920	Very short walls	Same		x					
	Wood frame	Good	1920		Same		x					
	Door	Good	1850	Four panels, cut down to fit	Same			x				Make light-tight
	White paint	Good	1920	Not sampled	Unknown	Probably same					x	Repaint Munsell N 1.5/
Doorway to 005	Masonry opening	Good	1920		Same		x					
	Wood frame	Fair	1920		Same		x					
	Transom	Good	1920	Single panel screen	Same						x	
	Door	Good	1920	Two panels, folding	Same						x	New light-tight door
	Off-white paint	Fair	1920	Door only, not sampled	Same						x	Repaint Munsell N 1.5/
Storage	Shelves	Good	1920	Plain wood, on S.E. wall	Same	Two sets of three shelves					x	
Electric	Light	Good	1920	Bare incandescent bulb	Same						x	New darkroom lighting
	Switch	Good	1920		Same						x	New switch(es)
											x	Dark room equipment
											x	Fire detection system

Room 004 - Crawlspace below Breakfast Room

EXISTING CONDITIONS					1920-1934 DESCRIPTIONS		RECOMMENDATIONS					
ELEMENT	MATERIAL	CONDITION	PERIOD	COMMENTS	MATERIAL	COMMENTS	PRESERVE	REPAIR	REPLACE IN KIND	REMOVE	INSTALL	COMMENTS
Walls	Brick masonry	Good	1850,1920	N.E. wall original	Same		x					
	Stucco	Good	1850	N.E. wall only	Same		x					
Ceiling	Concrete	Good	1920	Poured in place	Same		x					
	Concrete beam	Good	1920	Poured in place	Same		x					
Floor	Dirt	Good	1920	Unexcavated	Same		x					
Chimney Base	Brick masonry	Good	1920		Same		x					
Opening to 001	Masonry opening	Good	1920		Same		x					
Opening to 006	Masonry opening	Good	1920	Narrow	Same		x					
S. Window	Masonry opening	Good	1920		Same		x					
	Wood frame	Fair	1920		Same			x				
	16-light sash	Fair	1920	Missing glass, cast iron	Same				x			
	White paint	Fair	1950	Not sampled	Unknown	Probably same					x	Repaint Munsell 5Y 9/2
N. Window	Masonry opening	Good	1920		Same		x					
	Wood frame	Fair	1920		Same			x				
	16-light sash	Fair	1920	Missing glass, cast iron	Same				x			
	White paint	Fair	1950	Not sampled	Unknown	Probably same					x	Repaint Munsell 5Y 9/2

Room 005 - Crawlspace below Wing Hall

EXISTING CONDITIONS					1920-1934 DESCRIPTIONS		RECOMMENDATIONS					
ELEMENT	MATERIAL	CONDITION	PERIOD	COMMENTS	MATERIAL	COMMENTS	PRESERVE	REPAIR	REPLACE IN KIND	REMOVE	INSTALL	COMMENTS
Walls	Brick masonry	Good	1850,1920	N.E. wall original	Same		x					
	Stucco	Good	1850	N.E. wall only	Same		x					
Ceiling	Concrete	Good	1920	Poured in place	Same		x					
Stair	Wood	Good	1920	Stingers, treads, and risers	Same		x					
Floor	Dirt	Good	1920	Unexcavated	Same		x					
Doorway to Closet	Masonry opening	Good	1920		Same		x					
	Wood frame	Fair	1920		Same			x				
	Transom	Good	1920	Single panel screen	Same					x		
	Door	Good	1920	Two panels, folding	Same					x	x	New light-tight door
	Off-white paint	Good	1920	Not sampled, on door only	Same						x	Repaint Munsell N 1.5/
Opening to 008	Masonry opening	Good	1920	Narrow	Same		x					
Window	Masonry opening	Good	1920		Same		x					
	Wood frame	Good	1920		Same		x					
	9-light sash	Good	1920	Fixed sash	Same		x					
	White paint	Fair	1950	Not sampled	Unknown	Probably similar	x					

Room 006 - Crawlspace below Dining Room

EXISTING CONDITIONS					1920-1934 DESCRIPTIONS		RECOMMENDATIONS					
ELEMENT	MATERIAL	CONDITION	PERIOD	COMMENTS	MATERIAL	COMMENTS	PRESERVE	REPAIR	REPLACE IN KIND	REMOVE	INSTALL	COMMENTS
Walls	Brick masonry	Good	1850		Same		X					
Ceiling	Subflooring	Good	1850	6" wide, laid N.E.-S.W.	Same		X					
	Joists (12)	Good	1850	3"x12", 20" o.c., S.E.-N.E.	Same		X				X	Cut holes for registers
	Brace	Good	1850	2"x3", N.E.-S.W. from N.E.wall	Same		X					
Floor	Dirt	Good	1850	Unexcavated	Same		X					
Chimney base	Piers (2)	Good	1850	Typical brick masonry	Same		X					
	Addition	Good	1920	Hard brick masonry	Same	Off S.W. side	X					
	Boards	Good	1850,1920	Supporting hearth	Same		X					
Opening to 004	Masonry opening	Good	1920	Narrow	Same		X					
Opening to 011	Masonry opening	Good	1850	Narrow	Same		X					
Radiator	Pipes	Good	1920	To radiators above	Same					X		Optional
											X	Cut hole in S.W. wall for ductwork
											X	New foundation wall in center with access opening

Room 007 - Crawlspace below Dining Room Closet and Pantry
(Inaccessible - Probable Construction)

EXISTING CONDITIONS					1920-1934 DESCRIPTIONS		RECOMMENDATIONS					
ELEMENT	MATERIAL	CONDITION	PERIOD	COMMENTS	MATERIAL	COMMENTS	PRESERVE	REPAIR	REPLACE IN KIND	REMOVE	INSTALL	COMMENTS
Walls	Brick masonry	Good	1850		Same		X					
Ceiling	Subflooring	Good	1850	6" wide, laid N.E.-S.W.	Same		X					
	Joists (12)	Good	1850	3"x12", 20" o.c., S.E.-N.W.	Same		X					
Floor	Dirt	Good	1850	Unexcavated	Same		X				X	Cut holes in N.W. and S.E. walls for ductwork

Room 008 - Crawlspace below Rear Stair Hall

EXISTING CONDITIONS					1920-1934 DESCRIPTIONS		RECOMMENDATIONS					
ELEMENT	MATERIAL	CONDITION	PERIOD	COMMENTS	MATERIAL	COMMENTS	PRESERVE	REPAIR	REPLACE IN KIND	REMOVE	INSTALL	COMMENTS
Walls	Brick masonry	Good	1850		Same		X					
Ceiling	Subflooring	Good	1850	6" wide, laid N.E.-S.W.	Same		X				X	Cut holes for register
	Joists (12)	Good	1850	3"x12", 20" o.c., N.E.-S.W.	Same		X					
Floor	Dirt	Good	1850	Unexcavated	Same		X					
Opening to 005	Masonry opening	Good	1920	Narrow	Same		X					
Opening to 012	Masonry opening	Good	1850	Narrow	Same		X					
Radiator	Pipes	Good	1920	To radiator above	Same					X		Optional
											X	Cut holes in all four walls for ductwork

Room 009 - Crawlspace below West Parlor Bathroom
(Inaccessible - Probable Construction)

EXISTING CONDITIONS					1920-1934 DESCRIPTIONS		RECOMMENDATIONS					
ELEMENT	MATERIAL	CONDITION	PERIOD	COMMENTS	MATERIAL	COMMENTS	PRESERVE	REPAIR	REPLACE IN KIND	REMOVE	INSTALL	COMMENTS
Walls	Brick masonry	Good	1850		Same		X					
Ceiling	Subflooring	Good	1850	6" wide, laid N.E.-S.W.	Same		X				X	Cut hole for register
	Joists (12)	Good	1850	3"x12", 20" o.c., S.E.-N.W.	Same		X					
Floor	Dirt	Good	1850	Unexcavated	Same		X					
Plumbing	Pipes (metal)	Good	1950	To bathroom above	None					X		Optional
											X	Cut holes in N.W. and S.E. walls for duct-work

Room 010 - Crawlspace below West Parlor

EXISTING CONDITIONS					1920-1934 DESCRIPTIONS		RECOMMENDATIONS					
ELEMENT	MATERIAL	CONDITION	PERIOD	COMMENTS	MATERIAL	COMMENTS	PRESERVE	REPAIR	REPLACE IN KIND	REMOVE	INSTALL	COMMENTS
Walls	Brick masonry	Good	1850		Same		X					
Ceiling	Subflooring	Good	1850	6" wide, laid N.E.-SW .	Same		X				X	Cut holes for registers
	Joists (12)	Good	1850	3"x12", 20" o.c., S.E.-N.W.	Same		X					
Floor	Dirt	Good	1850	Unexcavated	Same		X					
Chimney base	Piers (2)	Good	1850	Typical brick masonry	Same		X					
	Boards	Good	1850	Supporting hearth	Same		X					
Opening to 013	Masonry opening	Good	1850	Narrow	Same		X					
Radiator	Pipes	Good	1920	To radiators above	Same					X		Optional
											X	Cut hole in S.E. wall for ductwork
											X	New foundation wall in center with access opening

Room 011 - Crawlspace below Southeast Parlor

EXISTING CONDITIONS					1920-1934 DESCRIPTIONS		RECOMMENDATIONS					
ELEMENT	MATERIAL	CONDITION	PERIOD	COMMENTS	MATERIAL	COMMENTS	PRESERVE	REPAIR	REPLACE IN KIND	REMOVE	INSTALL	COMMENTS
Walls	Brick masonry	Good	1850		Same		X					
Ceiling	Subflooring	Good	1850	6" wide, laid S.E.-N.W.	Same		X				X	Cut holes for registers
	Joists (12)	Good	1850	3"x12", 20" o.c., N.E.-S.W.	Same		X					
Floor	Dirt	Good	1850	Unexcavated	Same		X					
Chimney base	Piers (2)	Good	1850	Typical brick masonry	Same		X					
	Boards	Good	1850	Supporting hearth	Same		X					
Opening to 006	Masonry opening	Good	1850	Narrow	Same		X					
Opening to 012	Masonry opening	Good	1850	Narrow	Same		X				X	Enlarge for ductwork
Opening to 014	Masonry opening	Good	1850	Narrow	Same		X					
Radiator	Pipes	Good	1920	To radiators above	Same					X		Optional

Room 012 - Crawlspace below Front Stair and Entry Halls

EXISTING CONDITIONS					1920-1934 DESCRIPTIONS		RECOMMENDATIONS					
ELEMENT	MATERIAL	CONDITION	PERIOD	COMMENTS	MATERIAL	COMMENTS	PRESERVE	REPAIR	REPLACE IN KIND	REMOVE	INSTALL	COMMENTS
Walls	Brick masonry	Good	1850		Same		X					
Ceiling	Subflooring	Good	1850	6" wide, laid N.E.-S.W.	Same		X				X	Cut holes for registers
	Joists (25)	Good	1850	3"x 12", 20" o.c., S.E.- NW.	Same		X					
Floor	Dirt	Good	1850	Unexcavated	Same		X					
Opening to 008	Masonry opening	Good	1850	Narrow	Same		X					Enlarge for ductwork
Opening to 011	Masonry opening	Good	1850	Narrow	Same		X					Enlarge for ductwork
Opening to 013	Masonry opening	Good	1850	Narrow	Same		X					Enlarge for ductwork
Opening to 014	Masonry opening	Good	1850	Narrow	Same		X					Enlarge for ductwork
Opening to 015	Masonry opening	Good	1850	Narrow	Same		X					Enlarge for ductwork
Opening to 016	Masonry opening	Good	1850	Narrow	Same		X					
Radiator	Pipes	Good	1920	To radiator in entry hall	Same						X	Optional

Room 013 - Crawlspace below Northwest Parlor

EXISTING CONDITIONS					1920-1934 DESCRIPTIONS		RECOMMENDATIONS					
ELEMENT	MATERIAL	CONDITION	PERIOD	COMMENTS	MATERIAL	COMMENTS	PRESERVE	REPAIR	REPLACE IN KIND	RENOVE	INSTALL	COMMENTS
Walls	Brick masonry	Good	1850		Same		X					
Ceiling	Subflooring	Good	1850	6" wide, laid S.E.-N.W.	Same		X				X	Cut hole for registers
	Joists (12)	Good	1850	3"x 12", 20" o.c., N.E.-S.W.	Same		X					
Floor	Dirt	Good	1850	Unexcavated	Same		X					
Chimney base	Piers (2)	Good	1850	Typical brick masonry	Same		X					
	Boards	Good	1850	Supporting hearth	Same		X					
Opening to 010	Masonry opening	Good	1850	Narrow	Same		X					
Opening to 012	Masonry opening	Good	1850	Narrow	Same		X				X	Enlarge for ductwork
Opening to 015	Masonry opening	Good	1850	Narrow	Same		X					
Radiator	Pipes	Good	1920	To radiators above	Same					X		Optional

Room 014 - Crawlspace below East Parlor

EXISTING CONDITIONS					1920-1934 DESCRIPTIONS		RECOMMENDATIONS					
ELEMENT	MATERIAL	CONDITION	PERIOD	COMMENTS	MATERIAL	COMMENTS	PRESERVE	REPAIR	REPLACE IN KIND	REMOVE	INSTALL	COMMENTS
Walls	Brick masonry	Good	1850		Same		X					
Ceiling	Subflooring	Good	1850	6" wide, laid S.E.-N.W.	Same		X				X	Cut holes for registers
	Joists (12)	Good	1850	3"x 12", 20" o.c., N.E.-S.W.	Same		X					
Floor	Dirt	Good	1850	Unexcavated	Same		X					
Chimney base	Piers (2)	Good	1850	Typical brick masonry	Same		X					
	Boards	Good	1850	Supporting hearth	Same		X					
Opening to 011	Masonry opening	Good	1850	Narrow	Same		X					
Opening to 012	Masonry opening	Good	1850	Narrow	Same		X				X	Enlarge for ductwork
Radiator	Pipes	Good	1920	To radiators above	Same					X		Optional

Room 015 - Crawlspace below North Parlor

EXISTING CONDITIONS					1920-1934 DESCRIPTIONS		RECOMMENDATIONS					
ELEMENT	MATERIAL	CONDITION	PERIOD	COMMENTS	MATERIAL	COMMENTS	PRESERVE	REPAIR	REPLACE IN KIND	REMOVE	INSTALL	COMMENTS
Walls	Brick masonry	Good	1850		Same		X					
Ceiling	Subflooring	Good	1850	6" wide, laid S.E.-N.W.	Same		X					
	Joists (12)	Good	1850	3" x 12", 20" o.c., N.E.-S.W.	Same		X				X	Cut holes for register
Floor	Dirt	Good	1850	Unexcavated	Same		X					
Chimney base	Piers (2)	Good	1850	Typical brick masonry	Same		X					
	Boards	Good	1850	Supporting hearth	Same		X					
Opening to 012	Masonry opening	Good	1850	Narrow	Same		X				X	Enlarge for ductwork
Opening to 013	Masonr. opening	Good	1850	Narrow	Same		X					
Radiator	Pipes	Good	1920	To radiators above	Same					X		Optional

Room 016 - Crawlspace below Northeast Portico

EXISTING CONDITIONS					1920-1934 DESCRIPTIONS		RECOMMENDATIONS					
ELEMENT	MATERIAL	CONDITION	PERIOD	COMMENTS	MATERIAL	COMMENTS	PRESERVE	REPAIR	REPLACE IN KIND	REMOVE	INSTALL	COMMENTS
Walls	Brick masonry	Good	1850	Northeast and southwestwalls	Same		X					
Column piers (8)	Brick masonry	Good	1850		Same		X					
Ceiling	Concrete	Good	1920		Same		X					
Floor	Dirt	Good	1850	Hole in center of floor	Same		X					
Vents (6)	Masonry opening	Good	1850		Same		X					
	Cast iron grates	Good	1850	Highly decorative	Same		X					
Opening to 012	Masonry opening	Good	1850	Narrow	Same		X					

Room 017 - Crawlspace below Southeast Portico

EXISTING CONDITIONS					1920-1934 DESCRIPTIONS		RECOMMENDATIONS					
ELEMENT	MATERIAL	CONDITION	PERIOD	COMMENTS	MATERIAL	COMMENTS	PRESERVE	REPAIR	REPLACE IN KIND	REMOVE	INSTALL	COMMENTS
Walls	Brick masonry	Good	1850	N.W., S.E., & S.W. walls	Same		X					
Column piers (5)	Brick masonry	Good	1850		Same		X					
Free piers (7)	Brick masonry	Good	1920	Hard brick, Portland mortar	Same	Random size and spacing	X					
Ceiling	Concrete	Good	1920		Same		X					
	Concrete beam	Good	1920	At northeast end of area	Same		X					
Floor	Dirt	Good	1850	Unexcavated	Same		X					

Room 018 - Crawlspace below Northwest Portico

EXISTING CONDITIONS					1920-1934 DESCRIPTIONS		RECOMMENDATIONS					
ELEMENT	MATERIAL	CONDITION	PERIOD	COMMENTS	MATERIAL	COMMENTS	PRESERVE	REPAIR	REPLACE IN KIND	REMOVE	INSTALL	COMMENTS
Walls	Brick masonry	Good	1850	N.W., S.E., and S.W. walls	Same		X					
Column piers	Brick masonry	Good	1850		Same		X					
Ceiling	Concrete	Good	1920		Same		X					
	Concrete beam	Good	1920	At northeast end	Samd		X					
Floor	Dirt	Good	1850	Unexcavated	Same		X					



Crawlspace 017 - Below Southeast Portico

Note Random Brick Masonry Piers



Crawlspace 018 - Below Northwest Portico

IV. Engineering Systems

A. Structural

General Comments

Design live loads for floors of 100 psf in public areas and 50 psf in office spaces were taken from the Standard Building Code. Reductions from these design loads can be allowed in accordance with 103.4.1 of the 1977-78 Revisions to the Code. Lateral stability of the building from wind and seismic loadings was assumed adequate because of a lack of visible damage from these types of loadings.

Allowable loads for floor framing members were determined based on the following assumed wood properties.

F_B = 1100 psi (repetitive member use)

F_V = 85 psi

E = 1,400,000 psi

Drawings and sketches describing the structural systems are included with the HABS drawings.

Discussion

Built in the 1850s and remodeled in the 1920s the building is in generally sound structural condition. Existing structural systems are described in the following sections:

Foundation - The masonry bearing walls and exterior columns are supported on spread footings. Settlement of the foundations is not a problem. Future use of the building will increase foundation loadings but should not overstress the foundation.

Bearing Walls - The major bearing walls are stuccoed brick masonry. The cupola has conventional wood frame bearing walls. Evidence of a stable foundation can be seen in the lack of cracking in the stuccoed walls.

Floors - The future use of this building will result in higher floor live loads than have existed in the past. The existing floor systems of wood joists and flooring exceed the 40 psf residential requirement but are less than the 100 psf requirement for the first floor. It is recommended that all first floor joists with spans of 20 feet or more should have supports installed at midspan to provide capacity for the 100 psf live load requirement.

The second floor is to be used for office space. The design live load for offices is 50 psf. Assuming the second floor joist system to be the same as the first floor results in adequate structural capacity except for the south and west bedrooms (rooms 207 and 209). These rooms have an approximate 40 psf live load capacity. Considering the assumptions made for analyzing the existing conditions the 40 psf should be a conservative

figure. With this in mind, the use of rooms 207 and 209 as office space is allowable but any loadings such as bookshelves and large file cabinets should be located near bearing walls.

Roof - The roof and attic framing have been blackened by a fire that occurred prior to the 1920s remodeling. No evidence of serious structural damage is apparent. The existing roof system of wood joists and sheathing is adequate for the anticipated live loads.

The roof eaves are carried on a beam and column system on three sides of the building. The beam is stuccoed and has a number of vertical cracks spaced along its length. Probably the structural beam spanning between the columns is a smaller wooden beam that has been boxed in with wood and then stuccoed. The cracking is probably caused from thermal differential movement between the wood and the stucco and does not represent a structural problem.

B. Mechanical

General Comments

The available fuels for Grey Columns are natural gas, fuel oil, electricity and L.P. gas. Of the available fuels, natural gas at $2.69 per million BTU appears to be the most favorable, followed by fuel oil at $4.40 per million BTU. Electricity at $7.77 per million BTU appears to be the least feasible. Selection of a heat pump, however, as the source of heat requires that we re-examine the relationship. Heat pumps when used in the Tuskegee area will typically have a seasonal coefficient of performance of approximately 2.5. This means that on heating cycle the unit will produce 2.5 times as much heat energy as is required to operate the machine plus all required auxiliary electric heat for the full heating season. This reduces the cost of heating with electricity to $3.11 per million BTU thus making it more economical than fuel oil as a fuel. The heat pump system will also have a lower installation cost than a standard air conditioning system plus a separate heating system, since the heat pump performs both functions with the single package of equipment. It is therefore recommended that natural gas be utilized for the building.

HVAC System

Grey Columns is to be adaptively preserved, in part, with use of second-floor rooms as offices and with first-floor rooms used for room exhibits. Because of the usage of the building as a visitor orientation center and administrative offices, it is felt that adequate air conditioning and heating should be provided. Because of the high degree of public contact, it is mandatory that the system be concealed as much as possible with unobtrusive registers and grilles, and with low noise levels. In accordance with the general comments, forced-air, natural gas furnaces are proposed for heating and cooling the major portion of the building.

The offices on the second floor could be served by packaged, air-cooled units located in the attic, with supply air delivered through ceiling diffusers in the rooms and returns in the hallway ceilings. An effective

attic ventilation system would be required to keep the temperature within the limits required for operation of the heat pump units.

The lower floor rooms could be served by matched remote furnace units consisting of indoor fan coil units in the crawlspaces and compressor-condenser units located outside just to the east of the addition on the south side of the main building. Since the lower floor rooms would be open to the public and would be used for exhibition purposes, the concealment of air conditioning registers and grilles should be done to the greatest degree possible. This might be accomplished by concealing return grilles under hallway stairs and by using strip type supply diffusers in the floor. They should be painted to match and integrated into the floor board pattern as much as possible and mounted flush with the floor with the minimum possible border.

The portion of the building addition containing the restrooms and the janitor closet would not be air conditioned but would be ventilated, and heated in the winter by means of electric resistance-convection or radiator units.

The upper floor of the addition may be heated and cooled with a packaged heat pump unit mounted on the roof of the lower floor addition. Since the addition is not historic, no special concealment is necessary except that normally observed in the installation of mechanical equipment.

Plumbing System

Dehumidification may be provided by packaged units or by a system integrated into the air handling system. Condenser heat shall be utilized for reheat if necessary, but no new energy may be used.

Public restroom facilities will be provided in the first floor addition. Fixtures should be of the same type required for the Carver Museum. A sink should be provided in the basement dark room. A janitor sink should be provided in the east closet of the women's room. An electric water cooler should be relocated from the rear porch to the hallway outside the lower floor restrooms and should be provided with an auxiliary drinking fountain suitable for usage by handicapped persons. An electric water cooler should also be provided in the upper floor staff area. A single compartment sink with high gooseneck faucet should also be provided in the staff area. The existing staff restroom on the upper floor will be retained with existing fixtures, replaced if necessary. Small electric water heaters shall be provided to serve the sinks but not the restroom lavatories.

Fire Protection Systems

All areas shall have strategically placed portable fire extinguishers of the dry chemical type. The entire building shall be furnished with ionization type smoke detectors wired to a central control panel. Activation of any detector should initiate an alarm and a telephone dialer to a location which is manned at all times.

C. Electrical

Existing Conditions

The overhead single phase service is attached at the rear of the building. Metering and conduit is run exposed on the building exterior. Telephone and radio antenna wires are run overhead to several poles located on the property.

Subpanel feeders are run in exposed conduit on the front and rear of the building, extending from the basement to the second floor. The system is not grounded.

Subpanels are located on each floor. Branch circuit wiring is a combination of EMT, knob and tube, BX and Romex. Most of the interior wiring is concealed. Receptacles are ungrounded.

Proposed Work

Service

All existing electric telephone and radio wiring to Grey Columns and the adjacent garage should be removed and three phase service installed underground.

Metering should be installed with the proposed padmount transformer near the property line. All conduits for the service and feeders should be routed in a concealed manner. All existing conduit should be removed, with the holes repaired.

Branch Circuits

All existing wiring should be removed and replaced. Wherever existing metallic conduit is usable for rewiring, new conductors (with a separate ground wire) may be pulled into the existing conduit.

All circuits are to be concealed in the exhibit rooms; the circuits for the second floor office space may be run in exposed wiremold to avoid damage to the fabric if required.

Lighting

Display lighting will be the primary source of lighting in the exhibit rooms and should be an integral part of the display wherever possible. A minimum of area lighting will be accomplished by means of ceiling-mounted incandescent can lights. Lighting in the office area will be by incandescent ceiling fixtures. Exterior lighting should be replaced with recessed can lighting in the centers of the portico ceiling panels.

Other

Intrusion detection should be installed on the lower floors. Fire detection should be installed throughout the building and alarmed on each floor. Both intrusion and fire detection will be connected to a dialer system.

Emergency and exit lighting will be installed on the first and second floor.

Due to frequent thunderstorm activity and the exposure of this building, lightning protection should replace the existing system.

V. Recommended Preservation Program

A. Introduction

As outlined in the General Management Plan and the Interpretive Prospectus, Grey Columns is to serve as both a visitor orientation center and as administrative offices for the Park. Consistent with that, the recommendations are proposed for the first floor to be used for visitor orientation and public facilities, the second floor to be used for administrative offices, the other interior spaces to be unchanged with the exception of two rooms in the basement which will be converted to an office and a darkroom, and the exterior to remain virtually unchanged. To accomplish the above objectives, several major alterations are recommended. On the first floor modifications are proposed to accommodate exhibit spaces in the main section of the house. The major changes will occur in the west parlor and bathroom which will be converted to an audio-visual room and projection room, respectively. Other than that, the proposed changes will have virtually no impact on the historic fabric of the main section of the first floor. The kitchen and the breakfast room in the rear ell of the first floor are proposed for conversion to public restroom facilities. The impact on the historic fabric will be minimized by the use of an island type of arrangement of the new plumbing fixtures such that only the floor and ceiling fabric will be affected.

On the second floor alterations are proposed to accommodate administrative functions of the Park. The major changes will be the removal of the bathroom adjacent to the front stair hall and the bathroom and anteroom adjacent to the south bedroom. Their walls are original, but their interiors were remodeled in the 1920s. These are rooms which would serve no purpose if retained, but would be costly to upgrade and maintain in their present form.

Alterations to the attic and crawlspace areas center around the incorporation of a new forced-air HVAC system. The existing heating system is incomplete and outmoded, being more costly to upgrade than to replace. The wing basement office and darkroom are unfinished rooms at the present time. It is proposed that they be finished, thereby gaining valuable space which would otherwise be wasted.

The only major exterior alterations are the removal of the infill wall of the front balcony with replacement by a doorway similar to the original doorway, and the installation of recessed ceiling lights in the portico ceiling panels to meet the need for lighting of the portico which is now ineffectively handled by non-historic fixtures attached to the portico walls.

The lists of the recommended work are divided into two major sections, dealing with the exterior and the interior, respectively. Proposed work is listed by basic category with a brief explanation. In the section following the lists of recommended work is given a series of alternatives to some of the recommended work. The alternatives have been limited to those recommendations for which reasonable alternatives can be offered. Some of the recommendations (e.g. painting) have as their only alternative no work. These alternatives have not been listed to avoid redundancy and wasted effort.

Recommendations for the treatment of the interior of the main section of the first floor were made by Judith Johnston and Richard Browne, exhibit planner and designer, respectively, of Harpers Ferry Center in consultation with the authors. Likewise, recommendations for the treatment of the interior second floor were made by Troy Lissimore, superintendent, in consultation with his staff and the authors of this report. Recommendations for the treatment interior of the rear ell and the exterior of the house were made by the authors.

B. Proposed Alterations

The following recommendations summarize the specific recommendations outlined in the itemized tables. The recommendations are given according to category of the work and may overlook a few minor alterations which are spelled out within the tables. As such, the reader is asked to consult the tables for a complete presentation of the recommendations of this report.

1. The greenhouse should be demolished and the yard area restored because the greenhouse is a serious visual intrusion on the exterior.

2. The two foundation windows adjacent to the greenhouse must be replaced or repaired when the greenhouse is demolished.

3. All doorway openings to the exterior must be reswung to open outward in order to satisfy egress requirements of the fire codes.

4. The windows and exterior shutters should be repaired and repainted.

5. The non-historic wall section at the balcony should be removed and replaced with a relica of the historic door, sidelights, and transom.

6. The balcony floor should have its non-historic step removed and its floor repaired and repainted.

7. In a few spots, the exterior stucco of the walls is cracked or missing and is in need of repair or replacement.

8. The portico ceiling is in need of minor repair and repainting.

9. The existing portico lights should be removed and replaced with new lights set into the panel centers of the ceiling.

10. The eaves, soffits, and brackets of the house and addition are experiencing rotting and paint peeling. They should be repaired and repainted.

11. The chimneys are losing their stucco coats. Although the stucco is non-historic, it is recommended that it be repaired rather than removed as its removal would lead to rapid deterioration of the brick masonry.

12. It is recommended that the existing asphalt shingle roofing be replaced with a standing seam metal roof similar to the historic roof. This is not a high priority item as the existing roof is in good condition and is not a great visual intrusion.

13. In a similar manner, it is recommended that the gutters and downspouts be replaced. The most serious visual intrusion at present is the portico downspouts which are run outside the columns, rather than in their interior as during the historic period.

Interior recommendations include the following:

1. For protection against fire, a fire detection system should be installed. Because of the nature of the contents of the house, a system for fire suppression, in light of its high cost, and the proximity of a fire department is not felt to be needed. Instead, fire suppression is recommended by portable fire extinguishers.

2. An intrusion detection and alarm system should be installed as there is none at present.

3. The existing heating system is incomplete and completely inadequate to heat the house. A new HVAC system utilizing heat pumps is recommended to replace the existing system of radiators and gas units.

4. Energy conservation for the house includes the installation of insulation in the attic and in the crawlspaces.

5. Light fixtures should be installed in the second floor and in the rear ell. A replica, non-operable, gasolier is recommended for the front entry hall.

6. The existing kitchen and breakfast room are recommended for conversion to public restrooms with the installation of island type units in the centers of the rooms leaving the walls essentially unaltered.

7. The existing elevator which runs from the addition hall to the west sleeping porch is inoperable. It should be repaired and brought to meet code standards for use of the handicapped.

8. The bathroom of the west parlor should be converted for use as a projection room. This will entail removing the existing fixtures and tile wainscoting, installing a projection port, counter, and raised floor, repairing the window and installing a new doorway at the far southwest end of the northwest wall.

9. The west parlor should be converted for use as an audio-visual room. This will entail the installation of a free-standing partition which incorporates a screen and speakers and a continuous wall of draperies along the northwest and southwest walls with a break at the chimney projection.

10. A reception area is recommended for the north end of the second floor front hall. This will be accomplished by the removal of the existing bathroom. This involves removal of the fixtures, false ceiling, raised floor, tile wainscoting, southwest wall, and doorway to the east bedroom. As the hall is extended, the former bathroom walls, floor, and real ceiling must be repaired and refinished.

11. The bathroom and anteroom adjoining the south bedroom are

recommended for removal in order to meet the need for a large conference room. The walls, floors, and ceilings should be refinished to blend with the south bedroom.

12. The railings of the stairways are loose and should be tightened.

13. The rooms of the first and second floors of the main section should have their walls, ceilings, and trimwork repainted.

14. New carpeting should be installed in all but the front four bedrooms of the second floor. There will be no carpeting in the first floor ell rooms. Existing carpeting in place in the first floor main rooms will be relaid in the front four bedrooms.

15. The existing window screens on the interior of the windows of the main section of the house and the venetian blinds should be removed. New draperies should be installed on all windows of the main section, except the audio-visual room which should have a drapery wall as noted above.

16. The glazing of the kitchen and breakfast room windows and doors should either be painted over or reglazed with frosted glass, depending on its location.

17. The double French doors of the main doorways of the first floor should be removed.

18. Freestanding library shelving should be installed along the walls of the southeast bedroom (room 207).

C. Alternative Proposals

Alternative solutions for work at Grey Columns fall into three areas. These include the roofing and gutter systems, fire suppression systems, and means of providing access for the handicapped.

There are two main alternatives to re-roofing. The first is to leave the existing roofing and to repair the gutters and downspouts. This method has the advantage of being inexpensive, but the disadvantage of doing nothing to mitigate the visual intrusion of the existing roof. The second is to re-roof the main roof and cupola roof, leaving the rear roofs as they now exist, and to repair the gutters and downspouts. Although more costly than not re-roofing, it would be less expensive than the recommended treatment, plus having the advantage of alleviating the main visual intrusion.

Four alternatives are offered to the use of portable fire extinguishers in the building. An engineered halon suppression system could be installed which would be an ideal solution to fire problems. However, its cost is prohibitive. A water suppression system could be installed at a much lower cost, but its installation, like the halon system, would damage historic fabric. Its operation would damage furnishings and exhibits. A partial halon system could be installed in the hallways and stairways. However, unless doors opening into these spaces were kept closed in the event of a fire emergency, the system would present a potential hazard if

the halon mixed with normal air to create chlorine gas. A water system could likewise be installed only in the hallways and stairways. It would provide a measure of protection for fleeing occupants as well as the areas it serves. Its primary disadvantage would be the harm caused to the carpeting and furnishings of the entry hall, which is proposed to be treated in an historical manner.

There are three primary alternatives in handicapped access to repairing the existing elevator. One alternative is to install a new elevator in the same location as the existing elevator. This would permit total handicapped needs to be met entirely. Its disadvantage is its relatively high cost. A second alternative would be to install an exterior lift comparable to the one proposed for use at the Oaks. Its advantage would be that it represents no alteration to the historic fabric. Disadvantages include its exterior exposure, its limitation to provide access to only the first floor, and its visual impact. A third alternative is the installation of an exterior ramp. Its advantage would be its low cost. Disadvantages include its exterior exposure, its limitation to provide access to only the first floor, and its visual impact.

D. Rejected Alterations

The following items have been rejected from consideration as part of the development for the following reasons:

1. Restoration of the greenhouse - The greenhouse is in poor condition and would require a great amount of work to bring it to a functioning condition. It was a relatively recent addition, being added in the 1950s, and is a visual intrusion matching neither the scale or materials of the main house and addition.

2. Gutting of the existing kitchen and breakfast room and installing entirely modern restroom facilities. Such activity is both very costly and would result in destruction of fabric, which although not part of the original construction, is of similar quality and aesthetic merit.

3. Retention of the three bedrooms - Although the fixtures of the bathrooms are extremely fine (and we propose to retain them), the bathrooms were installed in two later periods of construction to the house. The rooms are in generally fair to poor condition. There is no need by the Park for these bathrooms (we are retaining one for Park staff use), but there is a definite need for a projection booth for the audio-visual room. Therefore, we propose to remove two bathrooms entirely and convert the third to a projection room.

4. Conversion of the cupola for public visitation - The main reason for rejecting this proposal is the impossibility of satisfying fire code requirements for egress from the cupola. There is only one stairway to the cupola and it is of wood construction. The cupola in a fire would serve the purpose of a large chimney making it a virtual certainty that any occupants at the time would be severely burned or killed. To meet fire egress requirements would require fireproof construction of the stairway, plus an alternate means of egress, probably by means of exterior fire stairs, which would represent a visual intrusion.

5. Permanently closing the exterior shutters - Because of light intrusion, it was advised that the exterior shutters for the audio-visual room be permanently closed. This would make maintenance of the windows an impossibility. It is recommended that the shutters, although operational, be kept closed over the audio-visual room windows as well as the entire house under normal conditions.

6. Reconstruction of the outbuildings - Archaeology has located the sites of a number of outbuildings dating from the period of original construction. That is the only evidence we have for these buildings. Their reconstruction would be totally conjectural and completely unnecessary as there is no reason to give a complete restoration of the lifestyle of the antebellum period.

7. Adaptation of the existing garage - The garage as an outbuilding is considered to be part of the grounds and, therefore, beyond the scope of this report.

8. Repair of the pool, fountain, and railing - As part of the grounds development, these are included under that report.

E. Evaluation of Effect

Grey Columns is eligible for inclusion in the National Register of Historic Places. As such, any undertaking with a potential for affecting the qualities which make the property eligible for National Register status must be in compliance with Section 106 of the 1966 National Historic Preservation Act and its implementing procedures, 36 CFR 800 (January 30, 1979).

The proposed preservation work at Grey Columns was the subject of a Section 106 determination of "No Adverse Effect" made by the Southeast Region, National Park Service on July 8, 1977. On August 1, 1977, the Advisory Council on Historic Preservation concurred in this determination. However, the "No Adverse Effect" determination was predicated on the premise that the preservation work would not entail any irreversible actions. A commitment was made to retain existing fabric and finishes where possible. As the current plans call for certain actions which are irreversible it will be necessary for the National Park Service to seek the comments of the Alabama State Historic Preservation Office and the Advisory Council on Historic Preservation on the current undertaking. These comments must be received prior to the initiation of the preservation work.

The exact determination of effect will be made at such time as the National Register form for Grey Columns is completed. The Register form will identify those qualities which enable the property to be eligible for National Register status.

F. Cost Estimate

February, 1979

Exterior Recommendations

Proposed Treatment	Estimated Cost
Demolish greenhouse and restore yard area	$ 672
Repair and replace two windows in foundation	600
Reswing and repair exterior doors	800
Repair and paint windows	8,000
Repair and paint shutters	10,000
Install balcony door unit	4,000
Repair and repaint balcony floor	1,500
Repair exterior stucco (minor)	2,782
Repair and paint portico ceiling	3,487
Remove existing lights, install new portico lights	1,500
Repair and repaint eaves, soffit, and brackets	10,000
Repair chimneys	4,000
Install standing seam metal roofing	41,500
Install new gutters	7,050
Install new downspouts	4,420
Total	$100,311

Interior Recommendations

Proposed Treatment	Estimated Cost
Install fire detection system and portable exsting.	15,000
Install intrusion detection and alarm system	16,000
Remove radiator system and install new HVAC system	84,511
Install attic and basement insulation	10,200
Rewire and install new light fixtures	31,187
Install finished office in unfinished basement room	14,000
Install darkroom in basement closet	1,500
Install two public restrooms	30,042
Repair existing elevator and upgrade	5,000
Convert bathroom to projection booth	3,000
Remove second floor bath and extend hallway	4,000
Remove second floor bathroom and anteroom and extend south bedroom	6,000
Repair stairways	2,000
Repair and repaint plaster walls and ceilings	33,910
Repaint woodwork, cornices, and rosettes	6,600
Recarpeting	16,950
Remove venetian blinds and screens, install drapes	9,225
Remove double french doors (5 pairs) and repair	1,000
Install library shelving	1,000
Mobilization costs	30,000
Total	$321,125
Grand Total	$421,436

Alternative Proposals

Proposed Treatment	Estimated Cost
Alternative solutions to reroofing	
1. Leave existing roofing	0
Repair gutters and downspouts	5,735
2. Reroof only roof of main house and cupola	33,200
Repair gutters and downspouts	5,735
Alternative fire suppression system	
1. Engineered halon system	150,000
2. Water suppression system	35,000
3. Halon suppression in halls and stairs only	40,000
4. Water suppression system in halls and stairs only	10,000
Alternative solutions to handicapped access	
1. New interior elevator in existing location	20,000
2. Exterior lift	5,000
3. Exterior ramp	1,500

Appendix I - Paint Analysis

A. Introduction

During August of 1978 David Arbogast collected over 130 paint samples from Grey Columns. These samples were analyzed by him at the Denver Service Center to determine historic colors and finishes and the relative ages of items associated with the paint samples.

Laboratory analysis of the samples consisted of visually color-matching the samples using an optical Bausch and Lomb microscope with magnification between seven and thirty power and the Munsell System of Color. Natural north light was used in matching the colors. All paint colors are described using Munsell coordinates. No Munsell coordinates have been given for the varnish finishes because of the extreme difficulty in determining an exact color for a material in which color is directly related to both thickness and light intensity as they relate to tanslucency of the material.

Munsell's original Atlas of the Munsell Color System (1915) presents color with three attributes: the hue or color, the chroma or color saturation and the value or neutral lightness or darkness. All three color attributes were combined by Munsell into the color fan (1947) which is composed of the neutral gray axis, the hues radiating from the center like spokes of a wheel with the color increasing outward.

The hue notation, the color, indicates the relation of the sample to a visually equally spaced scale of 100 hues. There are ten major hues, five principal and five intermediate within this scale. The hues are identified by initials indicating the central member of the group: red R, yellow-red YR, yellow Y, green-yellow GY, green G, blue-green BG, blue B, purple-blue PB, purple P, and red-purple RP. The hues in each group are identified by the number 1 to 10. The most purplish of the red hues, 1 on the scale of 100, is designated as 1R, the most yellowish as 10R, and the central hue as 5R. The hue 10R can also be expressed as 10, 5Y as 25, etc. - if a notation of the hue as a number is needed.

Chroma indicates the degree of departure of a given hue from the neutral gray axis of the same value. It is the strength or saturation of color from neutral gray, written /0 to /14, or further for maximum color saturation.

Value, or lightness, makes up the neutral gray axis of the color wheel, ranging from black, number 1, to white at the top of the axis, 10. A

visual value can be approximate with the help of the neutral gray chips of the Rock or Soil Color Chart with ten intervals. The color parameters can be expressed with figures semi-quantitatively as: hue, value/chroma (H,V/C). The color "medium red" should serve as an example for presentation with the three color attributes, 5R 5.5/6. This means that 5R is located in the middle of the red hue, 5.5 is the lightness of the Munsell chroma, or the color saturation, which is about in the middle of the saturation scale.

The discussion of the samples has been divided into basic surfaces (e.g. exterior trimwork, interior woodwork, walls, etc.). These divisions are further subdivided into sets of samples generally relating to room or area location, in the order in which they appear within the tables of the main body of the report. In virtually every instance the painting scheme used has remained the same, except for the colors used. Thus, those areas which are now painted as contrasting trimwork have always been regarded as such. Sample numbers relate to an order which generally follows the number of the rooms and exterior areas. For the present discussion the numbers are not in sequential order, but have been provided as a basic reference to the worksheets prepared during the analysis. These worksheets are at the Denver Service Center and can be consulted as needed, although virtually all of their information is contained within this discussion.

The purpose of the paint analysis was to determine historic painting schemes used at Grey Columns as a basis for the adaptive restoration being considered at the time of the initial investigation. The main area of concern was the exterior color scheme as the exterior was to be generally prepresentative of its historic appearance. Because of the adaptive nature of the work, the interior color scheme was not as essential. Three basic periods were considered in attempting to determine the parameters for restoration. Logically, restoration to the period of original construction is philosophically pure. The period of founding of Tuskegee Institute in 1881 would have maintained a nuch closer link to the basic theme of the Site. The third period was that immediately following the numerous alterations to the house in this century, viz. the ell construction. With some exceptions (notably the exterior trimwork) paint analysis revealed evidence relating only to the most recent period for which a consistent and accurate painting scheme could be discovered. Subsequently, it was decided, for numerous reasons, not to restore the house adaptively, but to adaptively reuse it with only minimal historical considerations. An exception is the first floor entry hall and front stair hall which are proposed for a period-type restoration to an antebellum appearance, for which no accurate information could be discovered through paint analysis.

The analysis is by no means complete. In certain areas, such as the second floor, the number of samples taken was an absolute minimum. A number of analyses, such as pigment and medium identification, spectrophotometric color identification, and ultraviolet alteration identification were not conducted because of time and fiscal considerations. Thus, the present study, although far from thorough, is felt to be adequate for the purposes of the Historic Structure Report.

B. Exterior Trim Paint

Sample No.	Location	Layers	Munsell No.
120	Front Door, Northeast Elevation	Brown	5YR 3/2
		Brown	2.5R 2/2
		White	5Y 9/1
		White	2.5Y 8.5/2
		White	5Y 8.5/1
		White	2.5Y 8.5/2
		White	7.5Y 8.5/2
		Dark red-brown	2.5YR 2/4
		Dark brown	10R 2/1
121	Front Door Frame, Northeast Elevation	Brown	5YR 3/2
		Brown	2.5R 2/2
		White	5Y 9/1
		White	N 9.5/
		White	2.5Y 8.5/2
		White	7.5Y 8.5/2
		Brown	2.5R 2/2
		Brown	5YR 3/1
		Brown	7.5YR 4/3
		Brown	5YR 3/1
		White	5Y 9/1
122	Front Doorway Sidelight Sash, Northeast Elevation	Brown	5YR 3/2
		Brown	2.5R 2/2
		White	5Y 9/1
		White	N 9.5/
		White	2.5Y 8.5/2
		White	7.5Y 8.5/2
		Brown	2.5R 2/2
		Brown	5YR 3/1
		Brown	7.5YR 4/3

Except for a brief period, probably between around 1940 through 1974, the front doorway of Grey Columns was painted various shades of dark brown. Sample 121 may well contain a complete set of layers dating to the application of the original white prime coat of paint.

Sample No.	Location	Layers	Munsell No.
123	Corinthian Column East of Front Doorway, Northeast Elevation	White	5Y 9/1.5
		White	10YR 9/1
		White	N 9.0/
		White	2.5Y 8.5/2
		White	2.5Y 8.5/2
		White	5Y 8/1
		White	2.5Y 8.5/3
		Tan	5Y 6/1
		Off-white	5Y 8.5/1

With only one exception, the Corinthian columns flanking the front doorway were painted various shades of white through most of their history.

Sample No.	Location	Layers	Munsell No.
124	Balcony Modillions, Northeast Elevation	Brown	5YR 3/2
		Brown	2.5R 2/2
		Brown	10R 3/1
		Brown	5YR 4/2
		Dark red-brown	10R 2/4
		Dark brown	10R 2/1
		White	5Y 9/1

With the exception of the white paint coat, which is probably a prime coat, it appears that, like the front doorway, the balcony modillions have been consistently painted various shades of dark brown.

Sample No.	Location	Layers	Munsell No.
125	Shutter, East Parlor Window, Northeast Elevation	Brown	5YR 3/2
		Brown	2.5YR 3/2
		Brown	10R 3/4
		Brown	10R 4/2
		Brown	5YR 3/2
		Brown	10R 4/2
		Brown	5YR 2/1
		Brown	7.5YR 4/4
		White	5Y 9/1
		Green	2.5BG 3/4
		Green	2.5BG 3/4

Sample No.	Location	Layers	Munsell No.
126	East Parlor Window Frame, Northeast Elevation	Brown	5YR 3/2
		Brown	10R 3/4
		Brown	10R 4/2
		Brown	5YR 2/1
		Brown	7.5YR 4/4
		White	5Y 9/1
127	East Parlor Window Sash, Northeast Elevation	Brown	5YR 3/2
		Brown	2.5R 3/2
		Brown	10R 4/2
		Brown	10R 3/4
		Brown	10R 4/2
		Brown	5YR 3/2
		Brown	10R 4/2
		Brown	5YR 2/1
		Brown	7.5YR 4/4
128	Anthemion Lintel Decoration, East Parlor Window, Northeast Elevation	Brown	5YR 3/2
		Brown	5YR 3/2
		Brown	5YR 3/1
		Brown	5YR 3/1
		Brown	10R 2/1
		White	N 9.5/
		Brown	10R 3/1
		Brown	2.5YR 3/2
		Brown	10YR 4/2
		Brown	5YR 2/1
		White	5Y 9/1

From the above samples it is evident that, except for a brief period following construction, the exterior window trimwork has consistently been painted various shades of dark brown. The white base coats are probably prime coats. The two green layers of sample 125 probably relate to the design influence of the Greek Revival style which held the only proper shutter color to be green. Obviously, the use of green on the shutters was short-lived, probably not running past the Civil War.

Sample No.	Location	Layers	Munsell No.
129	Exterior Dining Room Door Frame, Southeast Portico	Brown	5YR 3/2
		Brown	2.5YR 3/2
		Brown	10R 3/4
		Brown	10R 4/2
		Brown	5YR 3/2
		Brown	5YR 2/1
		Brown	7.5YR 4/4
		White	5Y 9/1

Sample No.	Location	Layers	Munsell No.
130	Exterior Front Bathroom Door Frame, Northeast Portico	Brown	5YR 3/2
		Brown	10R 3/4
		Brown	10R 4/2
		Brown	5YR 2/1
		Brown	7.5YR 4/4
		White	5Y 9/1
		White	5Y 9/1
131	Exterior Front Bathroom Door Lintel, Northeast Portico	Brown	5YR 3/2
		Brown	2.5YR 3/2
		Brown	10R 3/4
		Brown	5YR 3/2
		Brown	10R 4/2
		Brown	7.5YR 4/4
		Brown	5YR 2/1
		White	5Y 9/1
		White	5Y 9/1

The above three samples indicate that the exterior doorways have been painted diverse shades of dark brown throughout their history.

Sample No.	Location	Layers	Munsell No.
133	Eaves Bracket, Northeast Portico	Brown	5YR 3/2
		Brown	2.5YR 3/2
		Brown	10R 3/4
		Brown	10R 4/2
		Brown	5YR 3/2
		Brown	5YR 2/1
		Brown	7.5YR 4/4
		White	5Y 9/1
134	Eaves Soffit, Northeast Portico	Brown	5YR 3/2
		Brown	2.5YR 3/2
		Brown	10R 3/4
		Brown	10R 4/2
		Brown	5YR 3/2
		Brown	5YR 2/1
		Brown	7.5YR 4/4
		White	5Y 9/1
135	Eaves End Molding, Northeast Portico	Brown	5YR 3/2
		Brown	2.5YR 3/2
		Brown	10R 3/4
		Brown	10R 4/2
		Brown	5YR 3/2
		Brown	5YR 2/1

Sample No.	Location	Layers	Munsell No.
139	Beam Soffit, Northeast Portico	Brown	5YR 3/2
		Brown	2.5YR 3/2
		Brown	10R 3/4
		Brown	10R 4/2
		Brown	5YR 3/2
		Brown	5YR 2/1
		Brown	7.5YR 4/4
		White	5Y 9/1

Various shades of dark brown have been used on the eaves and portico beam soffit throughout the history of Grey Columns.

Sample No.	Location	Layers	Munsell No.
132	Panel Edge, Northeast Portico Ceiling	Brown	7.5YR 6/4
		Brown	10YR 4/1
		Brown	10YR 4/1
		Brown	10YR 3/1
136	Panel Center, Northeast Portico Ceiling	Tan	7.5YR 8/4
137	Northeast Portico Ceiling	Pink	7.5YR 8/2
		White	5Y 9/1
138	Panel Edge, Northeast Portico Ceiling	White	N 9.0/

With the exception of the dark brown panel edge, the paint colors of the portico ceilings are probably those which appear in the 1934 HABS photographs. Traces of an older series of panels could be seen through the paint, but no attempt was made to investigate them.

In conclusion, with the exception of the portico ceilings and the Corinthian columns, the exterior trimwork of Grey Columns has been painted dark brown for the vast majority of its history.

C. Interior Woodwork Paint

Sample No.	Location	Layers	Munsell No.
2	Door Frame from Room 101 (North Parlor) to Room 102 (Entry Hall)	White	N 9.0/
		White	N 9.5/
		Cream	2.5Y 8.5/4
		White	N 9.0/

Sample No.	Location	Layers	Munsell No.
3	Door from Room 101 (North Parlor) to Room 102 (Entry Hall)	White	N 9.0/
		White	2.5Y 8.5/2
		White	2.5Y 8.5/2
		White	N 9.5/
4	Transom Panel over Doorway from Room 101 (North Parlor) to Room 102 (Entry Hall)	White	N 9.0/
		White	N 9.5/
		Beige	2.5Y 8/2
		White	N 9.0/
5	Baseboard in Room 101 (North Parlor)	White	N 9.0/
		White	N 9.5/
		Off-white	10YR 8/1
		Off-white	10YR 8/1
		White	N 9.0/
		Soot	-----
		Off-white	7.5Y 9/2
		Off-white	10Y 7/1
		Off-white	5Y 8.5/2
6	East Window Frame, Northeast Wall, Room 101 (North Parlor)	White	N 9.0/
		White	N 9.5/
		Off-white	2.5Y 8/2
		Off-white	5Y 8.5/1
		White	N 9.0/
7	East Window Sash, Northeast Wall, Room 101 (North Parlor)	White	N 9.0/
		White	N 9.5/
		Off-white	2.5Y 8/2
		Off-white	5Y 8.5/1
		White	N 9.5/

Sample 5 is key to understanding the woodwork paint history in the north parlor. There were at least three coats of paint applied prior to the fire, which is indicated by the layer of soot. Following the fire at least five coats of paint in shades of white were applied.

Sample No.	Location	Layers	Munsell No.
12	Door Frame from Room 102 (Entry Hall) to Room 103 (East Parlor)	White	5Y 9/1
		White	5Y 8/1
		White	5Y 9/1
		White	5Y 9/1
		White	5Y 9/1
		Soot	-----
		White	5Y 9/1
		White	5Y 9/1

Sample No.	Location	Layers	Munsell No.
13	Door Frame from Room 102 (Entry Hall) to Northeast Portico	White	5Y 8.5/2
		White	5Y 8.5/2
		White	5Y 8.5/2
		White	N 9.5/
		White	N 9.5/
14	Door from Room 102 (Entry Hall) to Northeast Portico	White	5Y 9/2
		White	5Y 9/2
		White	5Y 9/2
		White	5Y 9/2
		Soot	-----
		Dark brown	7.5YR 2/4
		Dark brown	2.5YR 2/4
		White	5Y 8.5/2
15	Baseboard in Room 102 (Entry Hall)	White	5Y 9/2
		White	5Y 9/1
		White	5Y 8/2
		White	5Y 9/1
		Soot	-----
		White	5Y 9/1
		White	5Y 9/1
16	Pilaster in Room 102 (Entry Hall)	White	5Y 9/2
		White	N 9.5/
		White	N 9.5/
		White	N 9.5/
		White	N 9.5/
17	Column in Room 102 (Entry Hall)	Gray	N 5.5/
		White	5Y 8.5/2
		White	5Y 8.5/2
		White	5Y 8.5/2
		White	N 9.5/
		White	N 9.5/
18	Plaster Arch Between Room 102 (Entry Hall) and Room 105 (Front Stair Hall)	Gray	N 5.5/
		White	2.5Y 8.5/2
		White	2.5Y 8.5/2
		White	5Y 8.5/1

Except for the present and a short period in the nineteenth century, the entry hall woodwork color scheme appears to have been in varying hues of

white. The front door (sample 14) was painted with a high-gloss dark brown paint to match its exterior face probably in the nineteenth century. The gray paint used on the columns and arch was applied by the Park Service. Samples 12, 14, and 15 contain layers of soot which were probably deposited at the time of the fire.

Sample No.	Location	Layers	Munsell No.
25	Door Frame from Room 103 (East Parlor) to Room 107 (Southeast Parlor	White	N 9.5/
		White	N 9.5/
		White	N 9.0/
		White	N 9.0/
26	Door from Room 103 (East Parlor) to Room 107 (Southeast Parlor)	White	N 9.5/
		White	N 9.5/
		White	N 9.0/
		White	N 9.0/
27	Transom Panel over Doorway from Room 103 (East Parlor) to Room 102 (Entry Hall)	White	N 9.5/
		White	N 9.5/
		White	10YR 9/1
		White	N 9.0/
		White	N 9.0/
28	Baseboard in Room 103 (East Parlor)	White	N 9.5/
		White	N 9.5/
		White	2.5Y 9/2
		White	2.5Y 9/2
		Off-white	10YR 8/4
		White	5Y 9/1
		White	5Y 9/1
		White	5Y 9/2
29	West Window Frame, Northeast Wall, Room 103 (East Parlor)	White	N 9.5/
		White	5Y 9/1
		White	5Y 9/1
		White	N 9.0/
		White	N 9.0/
30	West Window Sash, Northeast Wall, Room 103 (East Parlor)	White	10YR 9/1
		White	N 9.5/

Various shades of white appear to have been used consistently on the east parlor woodwork trhoughout its known history.

Sample No.	Location	Layers	Munsell No.
35	Door Frame from Room 104 (Northwest Parlor) to Room 108 (West Parlor)	White	N 9.5/
		White	N 9.5/
		Cream	7.5YR 8/4
		Cream	10YR 8/4
		Brown	10R 4/2
		White	N 9.0/
		Off-white	10YR 8/3
36	Door from Room 104 (Northwest Parlor to Room 108 (West Parlor)	White	N 9.5/
		White	N 9.5/
		White	10YR 9/3
		Off-white	10YR 8/3
		Brown	10R 4/4
		Brown	2.5R 5/3
		Soot	-----
		Tangerine	10R 6/12
		White	2.5Y 9/2
37	Transom Panel over Doorway from Room 104 (Northwest Parlor) to Room 101 (North Parlor)	White	N 9.5/
		White	N 9.5/
		White	10YR 9/3
		Off-white	10YR 8/3
38	Baseboard in Room 104 (Northwest Parlor)	White	N 9.5/
		White	N 9.5/
		White	10YR 9/3
		Off-white	10YR 8/3
		Brown	10R 4/4
		Brown	2.5R 5/3
		Soot	-----
		Gray-blue	5Y 5/1
		White	2.5Y 9/2
39a	South Window Frame, Room 104 (Northwest Parlor) - outer side	White	5Y 9/2
		White	N 9.5/
		White	N 9.5/
		Off-white	10YR 8/2
		White	5Y 9/2
		Brown	10R 4/4
		Brown	2.5R 5/3
		White	N 9.5/
		White	2.5Y 9/3

Sample No.	Location	Layers	Munsell No.
39b	South Window Frame, Room 104 (Northwest Parlor) - inner side	White	5Y 9/2
		White	N 9.5/
		White	N 9.5/
		Off-white	10YR 8/2
		White	5Y 9/2
		Tan	7.5YR 8/2
		Off-white	10YR 8/2
		White	N 9.5/
		White	2.5Y 9/3
40	South Window Sash, Room 104 (Northwest Parlor)	White	N 9.5/
		White	N 9.5/
		Off-white	10YR 8/2
		White	5Y 9/2
		Brown	10R 4/4
		Brown	2.5R 5/3

The northwest parlor woodwork color scheme has varied considerably over the years. The use of the room for billiards probably helps to explain the variation in colors used. The earliest known scheme was probably tangerine and steel blue as seen in samples 36 and 38. The brown coats were probably accented by tan and off-white coats as seen in samples 39a and 39b. The white coats which predate the colors probably reflect a function of the room other than billiards.

Sample No.	Location	Layers	Munsell No.
44a	Door Frame from Room 105 (Front Stair Hall) to Room 110 (Rear Stair Hall) - outer edge	White	5Y 9/1.5
		Green	7.5GY 3/3
		Off-white	7.5YR 8.5/4
		White	5Y 9/1
		Off-white	2.5Y 8.5/2
		Tan	2.5Y 6/2
		Soot	-----
		White	N 9.5/
44b	Door Frame from Room 105 (Front Stair Hall) to Room 110 (Rear Stair Hall) - inner edge	White	5Y 9/1.5
		Off-white	7.5YR 8/4
		White	5Y 9/1
		White	5Y 9/1
		White	5Y 9/1
		Cream	2.5Y 9/4

Sample No.	Location	Layers	Munsell No.
45	Door from Room 105 (Front Stair Hall) to Room 110 (Rear Stair Hall)	White	5Y 9/2
		White	N 9.5/
		Off-white	2.5YR 8/3
		White	5Y 8.5/1
		White	5Y 8.5/1
		Brown	7.5R 3/4
		Soot	-----
		Tangerine	10R 6/12
		Off-white	5Y 7/2
		Off-white	5Y 8.5/2
46	Sidelight Sash, Doorway from Room 105 (Front Stair Hall) to Room 110 (Rear Stair Hall)	White	5Y 9/2
		White	N 9.5/
		White	5Y 8.5/1
		White	5Y 8.5/1
		White	5Y 8.5/1
47a	Baseboard in Room 105 (Front Stair Hall) - top	White	5Y 9/2
		White	5Y 9/2
		Off-white	2.5YR 8/3
		White	5Y 8.5/1
		Tan	5YR 6/1
		Gray	N 4.0/
		White	5Y 9/1
		Gray	N 5.5/
		White	5Y 9/1
47b	Baseboard in Room 105 (Front Stair Hall) - bottom	White	5Y 9/2
		White	5Y 9/2
		Off-white	2.5YR 8/3
		White	5Y 8.5/1
		White	5Y 8.5/1
		White	5Y 8.5/1
		White	5Y 8.5/1
48	Stair Stringer in Room 105 (Front Stair Hall)	White	5Y 9/2
		White	5Y 9/2
		Off-white	2.5YR 8/3
		White	5Y 8.5/1
		White	5Y 8.5/1
		White	5Y 8.5/1
		White	5Y 8.5/1

The front stair hall woodwork appears to have been painted shades of white for most of its history. The tangerine and steel blue seen on the northwest parlor woodwork is also found in samples 45 and 47a indicating the possibility that the front stair hall woodwork may have also been polychromed at one time. Samples 44a and 47a indicated that in earlier periods the edges of the woodwork facing the wall surfaces were probably painted the same color as the walls.

Sample No.	Location	Layers	Munsell No.
53	Door Frame from Room 107 (Southeast Parlor) to Room 105 (Front Stair Hall)	White	5Y 9/1
		Brown	7.5R 4/4
		White	5Y 9/2
		White	5Y 9/1
54	Door from Room 107 (Southeast Parlor) to Room 105 (Front Stair Hall)	White	5Y 9/2
		White	N 9.5/
		White	10YR 9/3
		Off-white	10YR 8/3
		Off-white	5Y 8/1
		Varnish	-----
		Tangerine	10R 6/12
		White	2.5Y 9/2
55	Transom Panel over Doorway from Room 107 (Southeast Parlor) to Room 111 (Dining Room)	White	5Y 9/2
		White	N 9.5/
		White	10YR 9/3
		Off-white	10YR 8/3
56	Baseboard of Room 107 (Southeast Parlor)	White	5Y 9/1
		Brown	7.5R 4/4
		White	5Y 9/2
		White	5Y 9/1
		White	10YR 9/3
		Off-white	10YR 8/3
		White	5Y 9/1
		White	5Y 8/1
		White	10YR 9/3
		Off-white	5Y 8/2
57	South Window Frame, Room 107 (Southeast Parlor)	White	5Y 9/1
		White	N 9.0/
		Off-white	10YR 8/3
		Off-white	5Y 8/1
		Off-white	5Y 8/1
		Off-white	5Y 8/2
58	South Window Sash, Room 107 (Southeast Parlor)	White	5Y 9/1
		White	N 9.5/
		Brown (thin)	-----

Throughout most of its history the southeast parlor woodwork has been painted various shades of white. The tangerine paint is seen in sample 54. This coat was found only on samples removed from doors.

Sample No.	Location	Layers	Munsell No.
63	Door Frame from Room 108 (West Parlor) to Room 104 (Northwest Parlor)	White	5Y 9/2
		Off-white	10YR 8/3
		Off-white	10YR 8/4
		Off-white	2.5Y 8.5/3
		White	5Y 8/1
		White	5Y 8/1
64	Door from Room 108 (West Parlor) to Room 109 (Bathroom)	White	5Y 9/2
		White	5Y 8/1
		Off-white	10YR 8/3
		Off-white	10YR 8/2
		Varnish	-----
		Tangerine	10R 6/12
		White	2.5Y 9/2
		White	2.5Y 9/2
65	Baseboard in Room 108 (West Parlor)	White	5Y 9/2
		White	5Y 8/1
		Off-white	10YR 8/3
		Off-white	10YR 8/2
		Off-white	2.5Y 8.5/2
		Off-white	2.5Y 8.5/2
		Gray	N 4.0/
		White	2.5Y 9/2
66	East Window Frame, Southwest Wall, Room 108 (West Parlor)	White	5Y 9/2
		White	5Y 9/1
		Off-white	10YR 8.5/3
		Off-white	10YR 8/3
		Off-white	10YR 8/2
		White	N 9.0/
		White	N 9.0/
67	East Window Sash, Southwest Wall, Room 108 (West Parlor)	White	5Y 9/2
		White	N 9.0/
		Off-white	10YR 8/3
		Off-white	2.5Y 8.5/4
		White	5Y 9/1
		White	5Y 9/1

The west parlor woodwork appears to have been painted sundry shades of white during its history. The ubiquitous tangerine coat again appears on the bathroom door (sample 64) and the steel gray coat appears on the baseboard (sample 65).

Sample No.	Location	Layers	Munsell No.
71	Window Frame, Room 109 (West Parlor Bathroom)	Tan	2.5Y 8/6
		Off-white	7.5YR 8/2
		White	5Y 9/1
		Tan	10YR 5/1
		White	N 9.5/

The only woodwork of the west parlor bathroom is the window. It has been painted various shades of white and tan, indicating that the room was part of the original construction of the house.

Sample No.	Location	Layers	Munsell No.
73	Door Frame from Room 110 (Rear Stair Hall) to Room 111 (Dining Room)	White	5Y 9/2
		White	5Y 9/2
		Off-white	7.5YR 8/2
		Off-white	10YR 8/2
		White	5Y 9/1
		White	5Y 9/1
74	Sidelight Sash, Doorway from Room 110 (Rear Stair Hall) to Room 114 (Addition Hall)	White	N 9.5/
		White	5Y 9/2
		Off-white	7.5YR 8/4
		Off-white	2.5Y 8/3
75	Transom Sash, Doorway from Room 110 (Rear Stair Hall) to Room 114 (Addition Hall)	White	N 9.5/
		White	5Y 9/2
		Off-white	7.5YR 8/4
		Off-white	2.5Y 8/3
		White	5Y 9/1
		White	5Y 9/1
		White	5Y 9/1
		White	5Y 9/1
76	Baseboard in Room 110 (Rear Stair Hall)	White	N 9.5/
		White	5Y 9/2
		Off-white	7.5YR 8/4
		Off-white	2.5Y 8/3
78	Stair Stringer in Room 110 (Rear Stair Hall)	White	N 9.5/
		White	5Y 9/2
		Off-white	7.5YR 8/4
		Off-white	2.5Y 8/3
		White	5Y 9/1
		White	5Y 9/1
		White	5Y 9/1
		White	5Y 9/1
		White	5Y 9/1

Sample No.	Location	Layers	Munsell No.
79	Sawn Decoration, Stair Stringer in Room 110 (Rear Stair Hall)	White	N 9.5/
		White	5Y 9/2
		Off-white	7.5YR 8/4
		Off-white	2.5Y 8/3
		White	5Y 9/1
		White	5Y 9/1
		White	5Y 9/1
		White	5Y 9/1

Doubtless, the rear stair hall woodwork has bee painted in shades of white through most of its history.

Sample No.	Location	Layers	Munsell No.
84	Door Frame from Room 111 (Dining Room) to Room 107 (Southeast Parlor)	White	5Y 9/2
		Off-white	7.5YR 8/2
		Off-white	2.5Y 8/3
		White	5Y 8/1
		White	5Y 9/1
		White	5Y 9/1
85	Door from Room 111 (Dining Room) to Room 112 (Closet)	White	5Y 9/2
		White	5Y 8/1
		White	5Y 8/1
		White	N 9.0/
		Tan	7.5YR 4/2
		Off-white	5Y 7/1
		Varnish	-----
		Gray	N 5.5/
		Varnish	-----
		Tangerine	10R 6/12
		White	2.5Y 9/2
86	Door from Room 111 (Dining Room) to Southeast Portico	White	5Y 9/2
		White	5Y 8/1
		White	N 9.5/
		Tan	7.5YR 4/2
87	Baseboard in Room 111 (Dining Room)	White	5Y 9/2
		White	5Y 8/2
		White	N 9.5/
		White	5Y 8.5/1
		White	5Y 8.5/1
		White	5Y 8.5/1
		Varnish	-----
		Tan	5Y 7/3
		Tan	2.5Y 7/2
		Gray-green	10GY 4/2
		Varnish	-----
		White	5Y 9/1
		White	5Y 9/1

Sample No.	Location	Layers	Munsell No.
88	Baseboard in Room 111 (Dining Room)	White	5Y 9/2
		White	5Y 8/1
		White	N 9.5/
		White	5Y 8.5/1
		White	5Y 8.5/1
		White	5Y 8.5/1
		Varnish	-----
		Tan	5Y 7/3
		Tan	2.5Y 7/2
		Varnish	-----
		White	5Y 9/1
89	Plate Rail in Room 111 (Dining Room)	White	5Y 9/2
		White	5Y 8/1
		White	N 9.5/
		White	5Y 8.5/1
90	Corner Board in Room 111 (Dining Room)	White	5Y 8/2
		White	5Y 8/1
		White	N 9.5/
		White	5Y 8.5/1
91	Window Frame, Southwest Wall, Room 111 (Dining Room)	White	5Y 9/2
		Off-white	2.5Y 8.5/2
		Off-white	2.5Y 8/2
		Off-white	7.5Y 8/2
		Off-white	2.5Y 7/4
		White	N 9.5/
		Off-white	5Y 8.5/2
92	Window Sash, Southwest Wall, Room 111 (Dining Room)	White	5Y 9/2
		White	2.5Y 9/2
		Off-white	7.5YR 8/2
		Gray	N 6.0/
		Gray	N 6.0/

It is apparent from the above samples that the dining room woodwork has been painted in shades of white during almost all of its history. The small number layers seen on the plate rail and corner board (samples 89 and 90) serve to indicate a relatively recent origin. Once again, a layer of tangerine paint was seen on an original door (sample 85) but not one a door installed after the fire (sample 86).

Sample No.	Location	Layers	Munsell No.
100	Closet Door Frame in Room 114 (Addition Hall)	White	5Y 9/2
		White	N 9.5/
		Off-white	2.5Y 8/3
		Off-white	10YR 8/1
		White	5Y 9/1

Sample No.	Location	Layers	Munsell No.
103	Paneling in Room 115 (Breakfast Room)	White	5Y 9/2
		White	N 9.5/
		Off-white	2.5Y 8/3
		Off-white	10YR 8/1
		White	5Y 9/1
104	Window Frame of Room 115 (Breakfast Room)	White	5Y 9/2
		White	N 9.5/
		Off-white	2.5Y 8/3
		Off-white	10YR 8/1
		White	5Y 9/1
107	Door in Room 116 (Kitchen)	White	5Y 9/2
		White	N 9.5/
		Off-white	2.5Y 8/3
		Off-white	10YR 8/1
		Off-white	2.5Y 9/3
		Off-white	2.5Y 9/3
		Off-white	5Y 8.5/2
		Off-white	5Y 8.5/2
110	Baseboard in Room 117 (Pantry)	White	5Y 9/2
		White	N 9.5/

With the exception of sample 110, the above samples probably represent the paint coats used on the ell rooms' woodwork since their construction. Because of its function, the kitchen probably had its woodwork painted more often than the other rooms.

In conclusion, it can be said that, with certain exceptions, the interior woodwork of Grey Columns has probably been painted in various shades of white since the respective construction periods of the main house and ell.

D. Interior Wall Paint

Sample No.	Location	Layers	Munsell No.
1	Wall of Room 101 (North Parlor)	Yellow	10YR 7/6
		White	N 9.0/
		Beige	10YR 8/1
		Tan	2.5Y 5/4
8	Wall of Room 101 (North Parlor)	Yellow	10YR 7/5
		White	N 9.0/
		Beige	10YR 8/1
		Off-white	5Y 8.5/1
		Off-white	5Y 8.5/1
		Tan	2.5Y 5/4

When compared with the north parlor woodwork samples, it is evident that the wall samples probably represent only those colors used on the walls since the fire, supporting the theory that the walls were replastered.

Sample No.	Location	Layers	Munsell No.
11	Wall of Room 102 (Entry Hall)	Tan	2.5Y 8/4

The entry hall walls were probably conpletely stripped prior to the most recent paint, obliterating all evidence of former paint colors.

Sample No.	Location	Layers	Munsell No.
24	Wall of Room 103 (East Parlor)	Tan	10YR 7/6
		White	5Y 9/2
		Off-white	10YR 8/2
		Glaze	-----

Like samples 1 and 8, sample 24 probably represents the east parlor wall colors used since the fire.

Sample No.	Location	Layers	Munsell No.
34	Wall of Room 104 (Northwest Parlor)	Yellow	2.5Y 8/4
		White	N 9.5/
		Off-white	10YR 8/3
		Cream	7.5YR 7/3
		Off-white	10YR 8/3
		Tan	2.5YR 6/3
		Light green	5Y 7/2

Compared with the northwest parlor woodwork samples, the wall sample probably gives a full representation of post-fire paint colors.

Sample No.	Location	Layers	Munsell No.
43	Wall of Room 105 (Front Stair Hall)	Tan	10YR 8/3
		Beige	8.5YR 8/4
		Off-white	2.5Y 9/2
		Light green	5GY 6/1

Sample 43 may represent the front stair hall wall paint applied since the fire, although the layers do not compare well with the woodwork paint samples.

Sample No.	Location	Layers	Munsell No.
52	Wall of Room 107 (Southeast Parlor)	Tan-pink	2.5YR 6.5/4
		Brown	7.5R 4/4
		Off-white	5Y 9/3
		Off-white	2.5Y 9/4

The layers seen in sample 52 certainly post-date the fire.

Sample No.	Location	Layers	Munsell No.
61	Wall of Room 108 (West Parlor)	Rose	2.5R 7/6
		Green	7.5G 7/4
		Blue-gray	10BG 7/1
		Cream	7.5YR 8/4
		Off-white	2.5Y 9/2
		White	N 8.5/
62	Wall of Room 108 (West Parlor)	Rose	2.5R 7/6
		Green	7.5G 7/4
		Blue-gray	10BG 7/1
		Cream	7.5YR 8/4
		Off-white	2.5Y 9/2
		White	N 8.5/

Samples 61 and 62 probably give a good representation of all the west parlor wall paint used since the fire.

Sample No.	Location	Layers	Munsell No.
70	Wall of Room 109 (West Parlor Bathroom)	Green	7.5GY 8/2
		Beige	10YR 8/3
		Beige	10YR 8/2
		Off-white	2.5Y 8.5/3
		White	N 8.5/

Sample 70 gives a clear repsentation of the colors used in room 109 since the fire, with the top green layer probably dating from the conversion of the room to its present function.

Sample No.	Location	Layers	Munsell No.
72	Wall of Room 110 (Rear Stair Hall)	Cream	2.5Y 8.5/4
		Beige	5YR 8/4
		Off-white	5YR 8/2
		Gray-green	5Y 6/2
77	Underside of Stair in Room 110 (Rear Stair Hall)	Cream	2.5Y 8.5/3
		Beige	5YR 8/3
		Off-white	5YR 8/2
		Gray-green	5Y 6/2

It is obvious that the rear stair hall walls and stair underside have been painted alike since the fire. A similar schem was probably also used in the front stair hall.

Sample No.	Location	Layers	Munsell No.
82	Wall of Room 111 (Dining Room)	Yellow	2.5Y 7/6
		Off-white	7.5YR 8/2
		Off-white	2.5Y 8.5/2
83	Wall of Room 111 (Dining Room)	Yellow	2.5Y 7/6
		Off-white	7.5YR 8/2
		Off-white	2.5Y 8.5/2

The three paints layers of samples 82 and 83 were probably installed after the removal of the wallpaper seen in the 1934 photograph.

Sample No.	Location	Layers	Munsell No.
95	Wall of Room 112 (Dining Room Closet)	Pink	5R 8/3
		Off-white	5Y 9/4
96	Wall of Room 113 (Dining Room Pantry)	Pink	5R 8/3
		Off-white	5Y 9/4

The dining room closet and pantry walls and ceilings were probably painted off-white following the far or perhapps earlier.

Sample No.	Location	Layers	Munsell No.
97	Wall of Room 114 (Addition Hall) - former exterior wall	Tan	2.5Y 8.5/3
		Gray	N 8.0/
98	Wall of Room 114 (Addition Hall) - constructed with the ell	Tan	2.5Y 8.5/3

Both samples were very difficult to analyze because of their hard stucco base. It is possible that the gray paint seen in sample 97 may predate the construction of the ell, although this is not likely.

Sample No.	Location	Layers	Munsell No.
102	Wall of Room 115 (Breakfast Room)	Tan-yellow	2.5Y 7/5
		Beige	7.5R 5/2
		Beige	7.5R 7/2
		Brown	5YR 3/4
		Tan	5YR 7/3

Sample 102 probably displays all paints used on the breakfast room walls since the construction of the ell.

Sample No.	Location	Layers	Munsell No.
106	Wall of Room 116 (Kitchen)	Tan-yellow	2.5Y 7/5
		Light yellow	2.5Y 8/4
		Red	7.5R 5/10
		Green	2.5G 5/2
		Light green	2.5G 7/3
		Off-white	5Y 8.5/4
		Beige	7.5YR 7/2
		Beige	7.5YR 8/2

The kitchen walls, like the woodwork, appear to have been painted much more often than the walls of the other ell rooms. This is probably directly related to the function of the kitchen.

Sample No.	Location	Layers	Munsell No.
108	Wall of Room 117 (Pantry)	Tan-yellow	2.5Y 7/5
		White	N 9.5
		Beige	7.5R 5/2
		Beige	7.5R 7/2
		Off-white	2.5Y 8.5/4
		Off-white	5Y 8/1
		Off-white	7.5YR 8/2
		White	5Y 9/2

The pantry walls display a surprisingly large number of paint coats. It is like that the woodwork also had a large number of coats, although the pantry woodwork sample only revealed two layers (sample 110).

Sample No.	Location	Layers	Munsell No.
111	Wall of Room 201 (North Bedroom)	Blue-green	7.5BG 8/3
		Green-gray	10GY 7/1
		Light blue	10GY 9/1
		Blue	10BG 8/3
		Off-white	7.5YR 8/3
		Beige	7.5YR 8/4
		Cream	10YR 7/6
		White	2.5Y 9/2
		Tan	10YR 6/1

Sample 111 contains a very large number of layers which may well represent the north bedroom wall colors possibly dating to the original construction of Grey Columns.

Sample No.	Location	Layers	Munsell No.
112	Wall of Room 202 (Front Bathroom)	Aqua	7.5BG 8/2
		Green-gray	10G 8/1
		Blue	5B 7/6
		White	5Y 9/1
		Off-white	2.5Y 9/3
		Off-white	5Y 8.5/1
		Gray-green	10Y 6/1
		Gray	N 7.0/

The large number of front bathroom wall paint layers may well predate conversion of the room into a bathroom.

Sample No.	Location	Layers	Munsell No.
113	Wall of Room 203 (East Bedroom)	Pink	10R 8/3
		Off-white	2.5Y 8.5/3
		Off-white	2.5Y 8.5/3
		Gray-green	10Y 7/1
		Green	5GY 6/3
		Tan	5YR 8/1
		Tan	7.5YR 6/4

The use of tan and earth-colored paints for interior rooms was popular in mid-nineteenth century America, providing support for the hypothesis that the tan base coat could well date from the original construction.

Sample No.	Location	Layers	Munsell No.
114	Wall of Room 204 (Northwest Bedroom)	Yellow	5Y 9/4
		Off-white	2.5Y 8/3
		Off-white	2.5Y 8/3
		Yellow	10YR 7/8
		Gray-blue	5B 5/1
		Blue-gray	1-BG 5/2

The paint coats of sample 144 date from after the fire, at the very least.

Sample No.	Location	Layers	Munsell No.
115	Wall of Room 205 (Front Stair Hall)	Off-white	7.5YR 8/2
		Off-white	7.5YR 8/3
		Off-white	7.5YR 8/2
		Off-white	10YR 8/4
		White	10YR 9/1
		Green	7.5Y 6/2
		Gray-green	10Y 7/1
		Off-white	5Y 8/2

With only two exceptions, the second-floor front stair hall walls appear to have been painted shades of off-white for most of their history.

Sample No.	Location	Layers	Munsell No.
116	Wall of Room 207 (Southeast Bedroom)	Pink	5R 8/3
		Pink	2.5R 7/4
		Off-white	2.5Y 8.5/3
		Off-white	2.5Y 8.5/3
		Off-white	2.5Y 8.5/3
		Off-white	2.5Y 8.5/4
		Off-white	2.5Y 8.5/2
		Green	10Y 5/2
		Gray-green	10Y 7/2
		Tan	2.5Y 6/6

Except for its recent and original periods, the southeast bedroom walls were apparently paint off-white.

Sample No.	Location	Layers	Munsell No.
117	Wall of Room 208 (West Bedroom)	Light green	7.5GY 8/2
		Off-white	7.5YR 8/4
		Tan	7.5YR 7/4

It appears that the west bedroom walls were either wallpapered until relatively recently or stripped and repainted recently.

Sample No.	Location	Layers	Munsell No.
118	Wall of Room 210 (Rear Stair Hall)	Yellow	5Y 8.5/3
		Yellow	5Y 8.5/3
		Off-white	7.5YR 8/3
		Off-white	7.5YR 8/3
		Off-white	5Y 8/2
		Off-white	5Y 8/2
		Green	5GY 6/1
		White	5Y 9/1

Like the front second-floor stair hall, the rear stair hall had its walls painted in shades of off-white for most of its history.

Sample No.	Location	Layers	Munsell No.
119	Wall of Room 211 (South Bedroom)	Blue	10B 8/4
		Blue	10BG 8/3
		Off-white	7.5YR 8/3
		White	5Y 9/1
		Off-white	7.5Y 8/3

The south bedroom wall paint layers probably date no earlier than the fire.

E. Interior Ceiling Paint

Sample No.	Location	Layers	Munsell No.
9	Ceiling of Room 101 (North Parlor)	White	5Y 9/2
		Off-white	10YR 8/3
		White	5Y 9/2
		Off-white	10YR 8/3

Compared with the north parlor wall samples, the above paint sample apparently represent those colors which the ceiling was painted since the fire.

Sample No.	Location	Layers	Munsell No.
19	Ceiling of Room 102 (Entry Hall)	White	5Y 9/2
		Off-white	5Y 8.5/2
		White	5Y 9/1

Sample 19's paint colors probably date well within the past thirty years.

Sample No.	Location	Layers	Munsell No.
31	Ceiling of Room 103 (East Parlor)	White	5Y 9/2
		White	N 9.5/

It appears that the east parlor ceiling was recently stripped and repainted.

Sample No.	Location	Layers	Munsell No.
41	Ceiling of Room 104 (Northwest Parlor)	Off-white	5Y 9/3
		White	N 9.5/
		White	10YR 9/2
		White	2.5Y 9/2
		Beige	7.5YR 6/2
		White	5Y 9/1
		Beige	10YR 7/4
		Beige-gray	10YR 7/1

The northwest parlor ceiling appears to have been painted in neutral colors throughout most of the twentieth century, at least.

Sample No.	Location	Layers	Munsell No.
80	Ceiling of Room 110 (Rear Stair Hall)	Yellow	2.5Y 8.5/4
		Beige	5YR 8/4
		Off-white	5YR 8/2

The rear stair hall ceiling paint layers correspond directly with those found on the walls and stair underside (samples 72 and 77).

Sample No.	Location	Layers	Munsell No.
93	Ceiling of Room 111 (Dining Room)	White	5Y 9/2
		Off-white	2.5Y 8.5/2
		Yellow	2.5Y 7/6

The lowest layer, although a relatively recent color, of the dining room ceiling is identical to the present color of the dining room walls.

Sample No.	Location	Layers	Munsell No.
101	Ceiling of Room 114 (Addition Hall)	White	5Y 9/2
		Off-white	5Y 7/1

The two layers seen in sample 101 are probably recent in origin.

Sample No.	Location	Layers	Munsell No.
105	Ceiling of Room 115 (Breakfast Room)	White	5Y 9/2
		White	N 9.5/
		Off-white	2.5Y 8/3
		Off-white	10YR 8/1
		Off-white	2.5Y 9/3
		Off-white	5Y 8.5/2
		Off-white	5Y 8.5/2

The breakfast room ceiling appears to have been consistently painted in shades of white and off-white throughout its history.

Sample No.	Location	Layers	Munsell No.
109	Ceiling of Room 117 (Pantry)	White	5Y 9/2
		White	N 9.5/
		Off-white	2.5Y 8/3
		Off-white	10YR 8/1
		Off-white	2.5Y 9/3
		Off-white	2.5Y 9/3
		Off-white	5Y 8.5/2
		Off-white	5Y 8.5/2

The pantry ceiling, like that of the breakfast room, has had a complete history of being painted in sundry white and off-white paints. It is interesting to compare this sample with the wall sample (number 108) as both reveal the same number of layers, indicating that both the walls and ceiling of the pantry were painted relatively frequently since their construction.

F. Interior Decorative Plaster Paint

Sample No.	Location	Layers	Munsell No.
10	Ceiling Cornice of Room 101 (North Parlor)	White	5Y 9/2
		Off-white	5Y 8.5/2
		Off-white	5Y 8.5/2
		Off-white	5Y 8.5/2
		Off-white	5Y 8.5/2
		Off-white	5Y 8/1

Like the woodwork, the north parlor ceiling cornice has had a history of being painted in shades of white and off-white.

Sample No.	Location	Layers	Munsell No.
20	Ceiling Cornice of Room 102 (Entry Hall) - open leafwork	Beige	10YR 8/2
		Off-white	5Y 8.5/2
		Off-white	5Y 8.5/2
		Off-white	5Y 8.5/2
		Off-white	5Y 8.5/2
		Dark green	10G 3/2
		Light gray	N 8.0/
21	Acanthus Leaf of Ceiling Medallion, Room 102 (Entry Hall)	Beige	10YR 7.5/2
		Off-white	5Y 8.5/2
		Off-white	5Y 8.5/2
		Off-white	5Y 8.5/2
		Off-white	5Y 8.5/2
		Dark green	10GY 3/2
		Dark green	10GY 3/2
		White	5Y 9/1
		White	5Y 9/1
		Dark green	7.5GY 3/4
22	Ceiling Cornice of Room 102 (Entry Hall) - molded cornice	White	5Y 9/1
		Off-white	5Y 8.5/2
		Off-white	5Y 8.5/2
		Off-white	5Y 8.5/2
		Off-white	5Y 8.5/2
		Dark green	10GY 3/2
		Gray	N 5.5/
		Green	2.5GY 4/4
		Gray-green	5Y 8/1
23	Medallion Rim Molding of Room 102 (Entry Hall)	White	5Y 9/1
		Beige	10YR 7.5/2
		Off-white	5Y 8.5/2
		Off-white	5Y 8.5/2
		Off-white	5Y 8.5/2
		Off-white	5Y 8.5/2
		Green	2.5G 4/4
		Gray-green	5Y 6/1

The entry hall decorative plasterwork reveals an interesting history of painting schemes. At present it is painted with white molded sections and mottled beige foliate sections. Earlier in this century and possibly in the previous century all sections were painted off-white. The oldest known scheme appears to have been one of polychromy. The center leaf medallion and its rim were painted in a subdued green. The molded sections of the cornice were painted in various subdued shades of green. The open-work of the cornice probably had mottled green grape leaves with purple grapes, although it was impossible to obtain a paint sample from a grape.

Sample No.	Location	Layers	Munsell No.
32	Ceiling Cornice of Room 103 (East Parlor)	White	5Y 9/2
		White	N 9.5/

Although the east parlor cornice paint sample indicates that the cornice was recently stripped and repainted, it is logical to assume a history of painting similar to that found in the entry hall in which the oldest paint scheme would have been polychromy with green leaves and molded sections and purple grapes.

Sample No.	Location	Layers	Munsell No.
42	Ceiling Cornice of Room 104 (Northwest Parlor)	Off-white	2.5Y 9/3
		Off-white	5Y 8/1
		Off-white	10YR 8/3
		Off-white	5Y 8/1
		Brown	7.5R 4/4
		Tan	7.5YR 8/3
		Soot	-----
		Light green	10GY 7/4
		Off-white	2.5Y 8/2
		Soot	-----

Sample 42 provides a very good representation of most, if not all, the northwest parlor ceiling cornice paint layers. It is interesting to compare them with the woodwork samples (numbers 35 - 40).

Sample No.	Location	Layers	Munsell No.
50	Ceiling Cornice of Room 105 (Front Stair Hall)	Off-white	2.5Y 8/3
		Off-white	5Y 9/3
		Off-white	5Y 9/3
		Off-white	5Y 9/3
		Soot	-----
		Light green	10Y 6/2

The front stair hall cornice appears to have been painted in shades of off-white since the fire. Prior to the fire it was paint light green.

Sample No.	Location	Layers	Munsell No.
60	Ceiling Cornice of Room 107 (Southeast Parlor)	White	5Y 9/2
		Off-white	10YR 8/3

Like the adjacent east parlor ceiling cornice, the southeast parlor cornice appears to have had its paint recently stripped.

Sample No.	Location	Layers	Munsell No.
69	Ceiling Cornice of Room 108 (West Parlor)	White	5Y 9/2
		White	N 9.0/
		Off-white	10YR 8/3
		Off-white	10YR 8/2
		Off-white	2.5Y 8.5/2
		Off-white	2.5Y 8.5/4
		Varnish	-----
		Off-white	N 8.5/

The west parlor ceiling cornice paint colors correspond directly with those found on the woodwork of the room (samples 63 - 67).

Sample No.	Location	Layers	Munsell No.
81	Ceiling Cornice of Room 110 (Rear Stair Hall)	Yellow	2.5Y 8.5/4
		Beige	5YR 8/4
		Off-white	5YR 8/2
		Gray-green	5Y 6/2

The layering of sample 81 is identical to samples 72, 77, and 80 indicating that the rear stair hall walls, ceiling, and stair underside were all painted the same color in each period.

Sample No.	Location	Layers	Munsell No.
94	Ceiling Cornice of Room 111 (Dining Room)	White	5Y 9/2
		Off-white	2.5Y 8/4
		Off-white	2.5Y 8/4
		Off-white	2.5Y 8/4
		Gilding	-----
		Blue-gray	10BG 8/1

The dining room ceiling cornice is interesting in that it appears to be the only surface in the house which was ever gilded. The use of gilding corresponds to the use of wallpaper in this room, also a surface treatment unique to the house. The wallpaper and gilding were probably installed during the remodeling in which the fireplace was enlarged with the cast cement mantelpiece.

G. Firebox Paint and Whitewash

Sample No.	Location	Layers	Munsell No.
33	Firebox in Room 103 (East Parlor)	Off-white	2.5Y 8.5/2
		Off-white	2.5Y 8.5/2
		Light gray	N 8.0/
		Whitewash	N 9.5/
		Whitewash	N 9.5/
		Whitewash	N 9.5/
		Whitewash	N 9.5/
		Whitewash	N 9.5/
		Whitewash	N 9.5/
		Whitewash	N 9.5/
		Whitewash	N 9.5/
		Whitewash	N 9.5/
		Whitewash	N 9.5/

The east parlor firebox lining is covvered with innumerable layers of whitewash over which are three paint layers. The paint probably dates from the period in which central heating was installed the the fireplace ceased functioning. The whitewash was probably regularly applied during the functional history of the fireplace serving both to present a neat appearance and to protect the soft brick lining. It can be assumed that this was the case with all fireplaces in the house during their history.

H. Floor Paint

Sample No.	Location	Layers	Munsell No.
99	Floor of Room 114 (Addition Hall)	Brown	7.5YR 6/4.5
		Red	6.25R 4/14
		Brown	10R 3/2
		Brown	7.5R 4/4
		Gray-blue	10BG 6/2

The addition hall floor is the only painted floor in Grey Columns. The colors seen in sample 99 probably represent all paints used on the floor since the construction of the ell.

Appendix II - Mortar Analysis

During the present architectural investigation of Grey Columns, four samples of the stucco used on the exterior of the building were collected and analyzed by David Arbogast at the Denver Service Center utilizing the testing methodology developed by E. Blaine Cliver, Regional Historical Architect of the North Atlantic Region. The results of the investigation indicate the formulae used in mixing the stucco and can be used for patching and replacing missing areas. Variants such as on-site mixing conditions at the time of application, as well as the curing and aging processes affected the samples, such that an exact determination of the original formulae was not entirely possible.

Sample one was a sample of what is probably the original stucco of the house. It revealed a ratio of approximately three parts of lime to eleven parts of sand, by volume. The fines found in this sample, as in the others, appear to be nothing more than dust associated with the original sand. As a result, the fines have been considered as part of the sand in determining volumetric proportions. The sample can be considered to be relatively reliable despite the fact that its location resulted in a long-term exposure to weathering.

Sample two, from the opposite side of the house as sample one, is also part of the original stucco. It revealed a ratio of approximately one part of lime to three parts of sand, which is less sand than sample one. In terms of reliability, the sample can be considered equivalent to sample one, having received a similar amount of exposure to the weather.

Sample three, also of original stuccoing, was removed from the interior face of the portico beam. It revealed a ratio of slightly more than one part of lime for every two parts of sand. Unlike the previous two samples it contained horsehair in small clumps. This might indicate that it was originally mixed as an exterior plaster of a different formula used on the brick masonry. The protected location of the sample served to make it probably the most reliable of all of the samples.

Sample four, removed from a chimney of the main section of the house, was of stuccoing added in the twentieth century. It revealed a ratio of slightly more than two parts of lime to seven parts of sand. Of the four samples analyzed, this is probably the least reliable because of its extreme exposure to weathering, the dirt contained on its surface which was impossible to remove entirely, and the paint coatings on its opposite suface which also could not be removed entirely prior to analysis.

In conclusion, it is likely that the original stucco used on the brick masonry walls was mixed using a formula of between three and four parts of sand to every part of lime, by volume. The stucco plaster used on the portico ceiling and interior face of the portico beam probably used a formula of one part of lime to two parts of sand with horsehair as a binder. The chimney stucco was probably mixed using a ratio of between three and four parts of sand to every part of lime.

NORTH ATLANTIC HISTORIC PRESERVATION CENTER
NORTH ATLANTIC REGION
NATIONAL PARK SERVICE
BOSTON, MASSACHUSETTS

MORTAR/PLASTER TEST SHEET
Sample No. 201
Date September 14, 1978
Tester Arbogast

IDENTIFICATION:

Park: Tuskegee Institute NHS Building/Site: Grey Columns
Location of Sample: Crack in first floor W. T wall below window
Sample Description (Before Testing): Tan stucco - white specks

Test No. 1 (Soluble Fraction)
DATA:

1. 174.02 wt. of container A
2. 190.78 wt. of container & sample
3. 762 barometric pressure
4. 20°C. temperature
5. .70 l. of CO_2 released
6. green filtrate color
7. _____ fines color
8. no hair or fiber present; type: _____
9. 3.37 wt. of sample fines w/paper (after drying)
10. 2.50 wt. of filter paper (after drying)
11. 186.88 wt. of sand & container A (after drying)
12. 8.0 cc of sand
13. 19.02 wt. of graduated cylinder w/sand
14. 6.17 wt. of graduated cylinder
12.85

COMPUTATIONS:

15. 16.48 g starting wt. of sample: No. 2_____ - No. 1_____
16. .87 g wt. of fines: No. 9_____ - No. 10_____
17. 12.86 g wt. of sand: No. 11_____ - No. 1_____
18. .62257 sand density: 1.0 ÷ [(No. 13_____ - No. 14_____) ÷ No. 12_____]
19. 2.95 g wt. of soluble content: No. 15_____ - (No. 16_____ + No. 17_____)
20. .029117 mols of CO_2: No. 5_____ x No. 3_____ mm x 0.016 ÷ (No. 4_____C + 273.16C.)
21. 2.91 g. wt. of $CaCO_3$: 100 x No. 20_____
22. .04 g. wt. of $Ca(OH)_2$: No. 19_____ - No. 21_____
23. .0005405 mols of $Ca(OH)_2$: No. 22_____ ÷ 74
24. 2.193 g. total wt. of $Ca(OH)_2$: 74 x (No. 20_____ + No. 23_____)
25. 1.281 g. wt. CO_2 No. 20_____ x 44
26. 1.304 g. wt. total possible CO_2: 44 x (No. 20_____ + No. 23_____)
27. .9823 % CO_2 gain: No. 25_____ ÷ No. 26_____

CONCLUSIONS:

28. 15.40 g wt. of sample: No. 15_____ less CO_2 gain No. 25_____

11
29. 5.65 fines parts/vol.: No. 16_____ ÷ No. 28_____ = _____% x 1.0 of clay (gypsum 1.0)
30. 51.99 sand parts/vol.: No. 17_____ ÷ No. 28_____ = _____% x No. 18_____

3
31. 15.66 lime parts/vol.: No. 24_____ ÷ No. 28_____ = _____% x 1.1

NORTH ATLANTIC HISTORIC PRESERVATION CENTER
NORTH ATLANTIC REGION
NATIONAL PARK SERVICE
BOSTON, MASSACHUSETTS

MORTAR/PLASTER TEST SHEET
Sample No. 2
Date September 11, 1978
Tester Bedgood

IDENTIFICATION:

Park: Tuskegee Institute NHS Building/Site: Grey Columns
Location of Sample: Downspout - N.W. wall of I projection
Sample Description (Before Testing): Loose stucco

Test No. 1 (Soluble Fraction)
DATA:

1. 173.58 wt. of container A
2. 193.58 wt. of container & sample
3. 762 barometric pressure
4. 20°C temperature
5. .76 l. of CO_2 released
6. green filtrate color
7. _____ fines color
8. 00 hair or fiber present; type: _____
9. 3.73 wt. of sample fines w/paper (after drying)
10. 2.72 wt. of filter paper (after drying)
11. 188.55 wt. of sand & container A (after drying)
12. 9.7 cc of sand
13. 21.09 wt. of graduated cylinder w/sand
14. 6.17 wt. of graduated cylinder

COMPUTATIONS:

15. 20.00 g starting wt. of sample: No. 2_____ - No. 1_____
16. 1.01 g wt. of fines: No. 9_____ - No. 10_____
17. 14.97 g wt. of sand: No. 11_____ - No. 1_____
18. .650134 sand density: 1.0 ÷ [(No. 13_____ - No. 14_____) ÷ No. 12_____]
19. 4.02 g wt. of soluble content: No. 15_____ - (No. 16_____ + No. 17_____)
20. .0317152 mols of CO_2: No. 5_____ x No. 3_____ mm x 0.016 ÷ (No. 4_____C + 273.16C.)
21. 3.17 g. wt. of $CaCO_3$: 100 x No. 20_____
22. .85 g. wt. of $Ca(OH)_2$: No. 19_____ - No. 21_____
23. .0114659 mols of $Ca(OH)_2$: No. 22_____ ÷ 74
24. [3.20] g. total wt. of $Ca(OH)_2$: 74 x (No. 20_____ + No. 23_____)
25. 1.40 g. wt. CO_2 No. 20_____ x 44
26. 1.90 g. wt. total possible CO_2: 44 x (No. 20_____ + No. 23_____)
27. [73.44] % CO_2 gain: No. 25_____ ÷ No. 26_____

CONCLUSIONS:

28. 18.60 g wt. of sample: No. 15_____ less CO_2 gain No. 25_____

3
29. [5.43] fines parts/vol.: No. 16_____ ÷ No. 28_____ = _____% x 1.0 of clay (gypsum 1.0)
30. [52.33] sand parts/vol.: No. 17_____ ÷ No. 28_____ = _____% x No. 18_____

1
31. [18.92] lime parts/vol.: No. 24_____ ÷ No. 28_____ = _____% x 1.1

NORTH ATLANTIC HISTORIC PRESERVATION CENTER
NORTH ATLANTIC REGION
NATIONAL PARK SERVICE
BOSTON, MASSACHUSETTS

MORTAR/PLASTER TEST SHEET
Sample No. 3
Date September 4 1981
Tester Arbogast

IDENTIFICATION:

Park: Tuskegee Institute NHS Building/Site: Grey Columns
Location of Sample: Portico Beam
Sample Description (Before Testing): Stucco - tan - white specks

Test No. 1 (Soluble Fraction)

DATA:

1. 172.31 wt. of container A
2. 192.31 wt. of container & sample
3. 762 barometric pressure
4. 20°C. temperature
5. 1.54 l. of CO_2 released
6. amber filtrate color
7. _____ fines color
8. yes hair or fiber present; type: in clumps hair
9. 3.10 wt. of sample fines w/paper (after drying)
10. 2.44 wt. of filter paper (after drying)
11. 187.30 wt. of sand & container A (after drying)
12. 9.2 cc of sand
13. 21.10 wt. of graduated cylinder w/sand
14. 6.17 wt. of graduated cylinder
14.93

COMPUTATIONS:

15. 20.00 g starting wt. of sample: No. 2____ - No. 1____
16. .66 g wt. of fines: No. 9____ - No. 10____
17. 19.99 g wt. of sand: No. 11____ - No. 1____
18. .6662 sand density: 1.0 ÷ [(No. 13____ - No. 14____) ÷ No. 12____]
19. 4.36 g wt. of soluble content: No. 15____ - (No. 16____ + No. 17____)
20. .060458 mols of CO_2: No. 5____ x No. 3____ mm x 0.016 ÷ (No. 4____C + 273.16C.)
21. 6.40 g. wt. of $CaCO_3$: 100 x No. 20____
22. _____ g. wt. of $Ca(OH)_2$: No. 19____ - No. 21____
23. _____ mols of $Ca(OH)_2$: No. 22____ ÷ 74
24. [ ] g. total wt. of $Ca(OH)_2$: 74 x (No. 20____ + No. 23____)
25. 2.82 g. wt. CO_2 No. 20____ x 44
26. _____ g. wt. total possible CO_2: 44 x (No. 20____ + No. 23____)
27. [100] % CO_2 gain: No. 25____ ÷ No. 26____

CONCLUSIONS:

28. 17.18 g wt. of sample: No. 15____ less CO_2 gain No. 25____
29. [3.84] fines parts/vol.: No. 16____ ÷ No. 28____ = ____% x 1.0 of clay (gypsum 1.0)
30. [95.77] sand parts/vol.: No. 17____ ÷ No. 28____ = ____% x No. 18____
31. [30.95] lime parts/vol.: No. 24____ ÷ No. 28____ = ____% x 1.1

2
1

NORTH ATLANTIC HISTORIC PRESERVATION CENTER
NORTH ATLANTIC REGION
NATIONAL PARK SERVICE
BOSTON, MASSACHUSETTS

MORTAR/PLASTER TEST SHEET
Sample No. 4
Date September 12, 1988
Tester Arbogast

IDENTIFICATION:

Park: Tuskegee Institute NHS Building/Site: Gray Columns
Location of Sample: Chimney parging
Sample Description (Before Testing): Tan stucco painted beige - dirt on inner side overlayed w/ paint
bubble reaction
Test No. 1 (Soluble Fraction)

DATA:

1. 182.80 wt. of container A
2. 205.80 wt. of container & sample
3. 762 barometric pressure
4. 20°C temperature
5. .98 l. of CO_2 released
6. green filtrate color
7. _____ fines color
8. no hair or fiber present; type: _____
9. 9.41 wt. of sample fines w/paper (after drying)
10. 2.48 wt. of filter paper (after drying)
11. 199.82 wt. of sand & container A (after drying)
12. 9.8 cc of sand
13. 20.19 wt. of graduated cylinder w/sand
14. 6.17 wt. of graduated cylinder
14.02

COMPUTATIONS:

15. 20.00 g starting wt. of sample: No. 2_____ - No. 1_____
16. 1.99 g wt. of fines: No. 9_____ - No. 10_____
17. 14.02 g wt. of sand: No. 11_____ - No. 1_____
18. .699 sand density: 1.0 ÷ [(No. 13_____ - No. 14_____) ÷ No. 12_____]
19. 4.05 g wt. of soluble content: No. 15_____ - (No. 16_____ + No. 17_____)
20. .0395 mols of CO_2: No. 5_____ x No. 3_____mm x 0.016 ÷ (No. 4_____C + 273.16C.)
21. 3.95 g. wt. of $CaCO_3$: 100 x No. 20_____
22. .10 g. wt. of $Ca(OH)_2$: No. 19_____ - No. 21_____
23. .00134 mols of $Ca(OH)_2$: No. 22_____ ÷ 74
24. 3.02 g. total wt. of $Ca(OH)_2$: 74 x (No. 20_____ + No. 23_____)
25. 1.74 g. wt. CO_2 No. 20_____ x 44
26. 1.80 g. wt. total possible CO_2: 44 x (No. 20_____ + No. 23_____)
27. 96.62 % CO_2 gain: No. 25_____ ÷ No. 26_____

CONCLUSIONS:

28. 18.26 g wt. of sample: No. 15_____ less CO_2 gain No. 25_____
7 29. 10.57 fines parts/vol.: No. 16_____ ÷ No. 28_____ = _____% x 1.0 of clay (gypsum 1.0)
30. 53.67 sand parts/vol.: No. 17_____ ÷ No. 28_____ = _____% x No. 18_____
2 31. 18.12 lime parts/vol.: No. 24_____ ÷ No. 28_____ = _____% x 1.1

Appendix III - X-Ray Analysis

During the architectural fabric investigation of Grey Columns a number of questions arose concerning the age of certain elements, such as walls. Lacking documentary evidence, three alternatives presented themselves. One was to physically open the elements to reveal the necessary architectural evidence. Another was to leave the questions unanswered and make basic assumptions. This is often the approach taken in architectural investigations. The third was to conduct an investigation using polaroid x-ray photography. The last alternative was chosen because of its relatively low expense, its non-destructive nature, and its high degree of accuracy.

In October of 1978 James D. Skelton, Historical Architect, of the North Atlantic Historic Preservation Center, with the assistance of David H. Arbogast, perfomed x-ray analysis on pertinent frame walls and door casings. The polaroid x-ray prints taken are as follow:

X-Ray 1. Taken through the northwest wall of the west parlor bathroom (room 109) at a height of 5'-10" with twenty pulses used.

The bathroom face of the wall reveals an expanded metal mesh lath for plaster, typical of the 1950's. The parlor face of the wall reveals sawn wood lath, typical of the nineteenth century.



X-Ray 2. Taken thoough the door jamb of the west parlor bathroom (room 109) at a height of 5'-9" with twenty-five pulses used.

The use of cut nails as seen in the x-ray was a standard practice at the time of construction of Grey Columns.



X-Ray 3. Taken through the northeast wall of the west parlor bathroom (room 109) at a height of 5"-10" with thirty-five pulses used.

The construction of this wall is identical to that of the adjoining northwest wall as seen in x-ray one.



X-Ray 4. Taken through the southeast wall of the south bedroom bathroom (room 212) at a height of 4'-7" using thrity-five pulses.

Taken above the tile wainscoting of the bathroom, both sides of the wall display sawn wood lath.



X-Ray 5. Taken through the northwest wall of the west bedroom bathroom (room 209) at a height of 6'-0" using thirty-five pulses. Taken above the tile wainscoting of the bathroom, both sides of the wall display sawn wood lath typical of the nineteenth century.



X-Ray 6. Taken through the southwest wall of the front bathroom (room 202) at a height of 4'-9" with seventy-five pulses used.

The bathroom face of the wall reveals an expanded metal lath for plaster, typical of the 1920's. The bedroom face of the wall reveals sawn wood lath, typical of the nineteenth century.



X-Ray 7. Taken through the northwest wall of the west bedroom bathroom (room 209) at a height of 3'-0" with seventy-five pulses used.

The bathroom face of the wall reveals an expanded metal lath for plaster, typical of the 1950's. The bedroom face of the wall contains sawn wood lath.



X-Ray 8. Taken through the southeast wall of the south bedroom bathroom (room 212) at a height of 3'-6" using seventy-five pulses.

The bathroom face of the wall reveals an expanded metal lath, typical of the 1920's. The bedroom face reveals typical nineteenth century sawn wood lath.



X-Ray 9. Taken through the northeast wall of the dining room pantry (room 113) at a height of 4'-5" using thirty-five pulses.

Both sides of the wall reveal sawn wood lath, typical of the nineteenth century.



X-Ray 10. Taken through the southwest wall of the dining room closet (room 212) at a height of 4'-2" using thirty-five pulses.

The typical nineteenth-century sawn wood lath of both sides of the wall is nailed with cut nails to a 4 3/4" wood stud, all typical of the period of the building's original construction.



X-Ray 11. Taken through the door jamb of the dining room closet (room 212) at a height of 4'-3" with thirty-five pulses used.

Note the cut nails used in the construction.

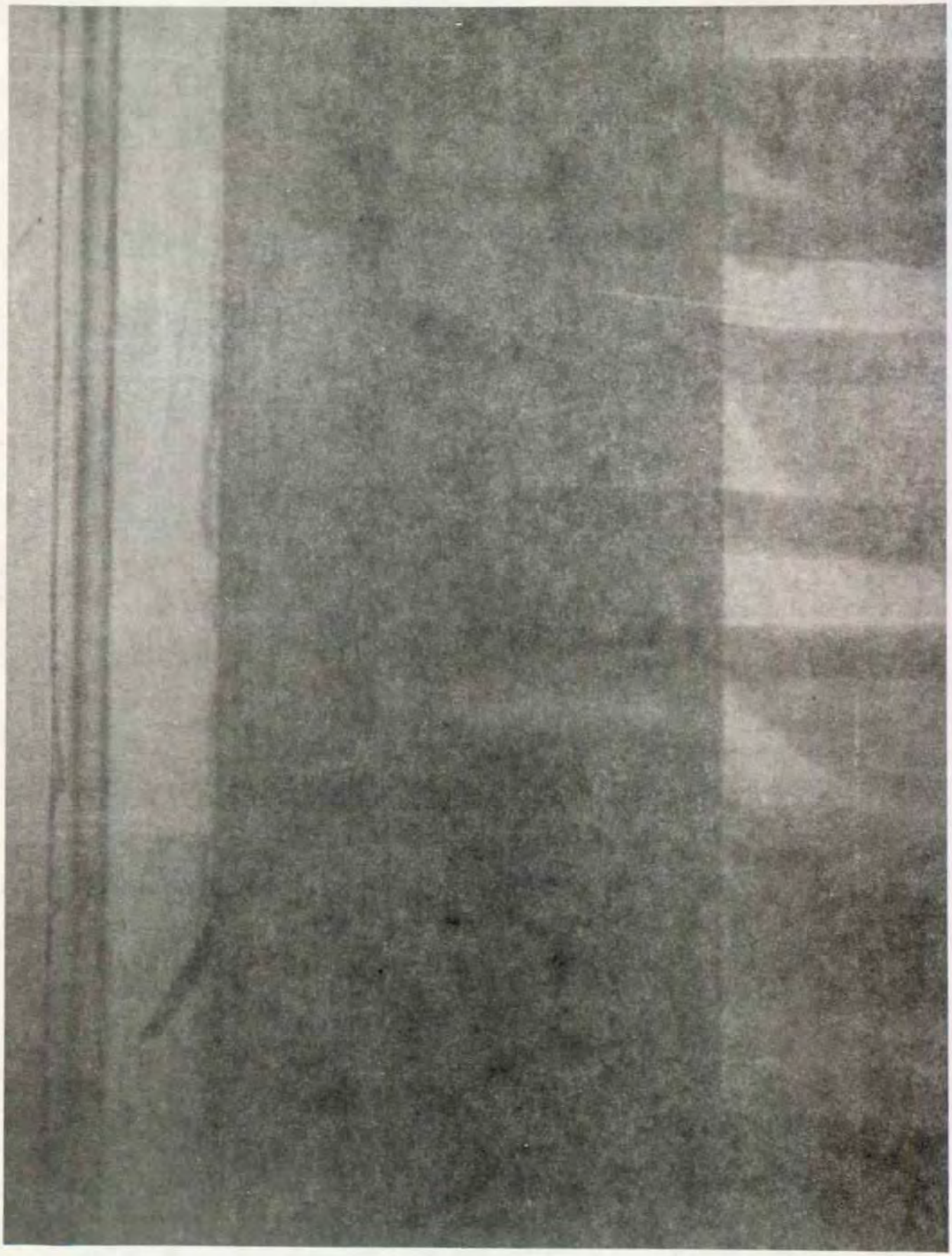

Appendix IV - Hardware Inventory

Grey Columns contains an amazingly large and diverse assortment of hardware, dating from all periods of its history. The history of the hardware in the house appears to have been one of gradual accretion with a certain amount of replacement, as in the door hardware. The only period in which the hardware was consistently uniform appears to have been following its construction. In the years following construction, many pieces and types of hardware were added, resulting in the existing combinations of approximately 158 types. Typology of the hardware has been difficult to maintain, especially in the case of door lockware where knobs have been replaced and interchanged throughout the years, resulting in several hybrid forms of door lockware.

The following charts delineate the location, type, description, and recommendations for the hardware. The charts are divided into three major groups - window hardware, door hardware, and miscellaneous hardware. Because of the diversity of window hardware, especially on the first floor, each window has been listed separately. All of the hardware associated with the windows, both interior and exterior, has been listed with each window. Thus, it is not unusaual to find window having ten or more types of hardware and twenty or more pieces. Door hardware is given according to each door with the doors being identified according to the areas they divide, in numerical order. Thus, the door between the north parlor and the entry hall is listed as 101/102 followed by north parlor/entry hall. The conditions listed are as follow: E is excellent, G is good, F is fair, P is poor, and M is missing. Where possible, identifying photographs of the types of hardware have been given in conjunction with the charts.

In general, the hardware is in good condition. Some hardware is in need of repair. A small amount of hardware will need to be replaced, but there has been no attempt to replace non-original, functional hardware with replicas of the original hardware as the basic treatment of the building is not one of restoration to a period. Most of the hardware recommended for removal is either attached to larger elements which are recommended for removal or is a visual intrusion not needed for functional reasons. Although marked for removal, the hardware attached to larger elements to be removed is not intended to removed from the larger elements, but removed with them. The miscellaneous bathroom hardware, like the larger fixtures, should be retained by the Park Service. As required for functional reasons, a few modern pieces of hardware are recommended for installation.

Window Hardware

Room	Location	Element	Type	Period	Iron	Brass	Other Material	Painted	Unpainted	Condition	Comments	Preserve	Repair	Replace	Remove	Install	Comments
101 (North (Parlor)	South Window, Northwest Wall	Sash lock	1	1950		x			x	G		x					
		Screen sash lift	2	1920	x			x		G					x		
		Sash cords (2)	3	1920	x		x	x		P	Both rope cords gone		x				
		Roller shade	4	1920	x			x		M	Two clips remain	x					
		Curtain rod	5	1960	x			x		G					x	x	Modern rod
		Hooks (3)	6	1920	x			x		G	One broken	x					
		Hook	7	1920	x			x		M		x					
		Shutter hinges (6)	8	1850	x			x		G		x					
		Shutter dogs (2)	9	1920	x	x			x	F	N. shutter dog gone	x		x			
		Sill catches (2)	10	1850	x			x		P	N. catch missing		x	x			
	North Window, Northwest Wall	Sash lock	11	1920	x				x	G		x					
		Screen sash lift	2	1920	x			x		G					x		
		Sash cords (2)'	3	1920	x		x	x		F	Rope, n. cord missing	x	x				
		Roller shade	4	1920	x			x		M	Two clips remain	x					
		Curtain rod	5	1980	x			x		G					x	x	Modern rod
		Hooks (2)	6	1920	x			x		G		x					
		Hook	7	1920	x			x		M		x					
		Shutter hinges (6)	8	1850	x			x		F	Top n. hinge broken		x				
		Shutter dogs (2)	9	1920	x	x			x	G		x					
		Sill catches (2)	10	1850	x			x		F			x				
	West Window, Northeast Wall	Sash lock	1	1950		x			x	G		x					
		Screen sash lift	2	1920	x			x		G					x		
		Sash cords (2)	3	1920	x		x	x		G	Rope cords	x					
		Roller shade	4	1920	x			x		M		x					
		Curtain rod	5	1960	x			x		G					x	x	Modern rod
		Hooks (2)	6	1920	x			x		G		x					
		Hook	7	1920	x			x		G		x					
		Shutter hinges (6)	8	1850	x			x		G		x					
		Shutter dogs (2)	9	1920	x	x			x	F	E. shutter dog loose		x				
		Sill catches (2)	10	1850	x			x		P	W. catch missing		x	x			
	East Window, Northeast Wall	Sash lock	11	1920	x				x	G		x					
		Screen sash lift	2	1920	x			x		G					x		
		Sash cords (2)	3	1920	x		x	x		F	Rope, w. cord missing	x	x				

Room	Location	Element	Type	Period	Iron	Brass	Other Material	Painted	Unpainted	Condition	Comments	Preserve	Repair	Replace	Remove	Install	Comments
103 (East Parlor)	West Window, Northeast Wall	Roller shade	4	1920	x			x		M	Two clips remain	x			x	x	Modern rod
		Curtain rod	5	1960	x			x		G							
		Hooks (2)	6	1920	x			x		F	One missing	x					
		Hook	7	1920	x			x		G		x					
		Shutter hinges (6)	8	1850	x			x		F	W. shutter removed		x				
		Shutter dogs (2)	9	1920	x				x	F	Rusting		x				
		Sill catches (2)	10	1850	x			x		F	W. shutter removed		x				
		Sash lock	1	1950		x			x	G		x					
		Screen sash lifts (2)	12	1920		x			x	G					x		
		Sash cords (2)	3	1920	x		x	x		P	Both rope cords gone		x				
		Roller shade	4	1920	x			x		M	Two clips remain	x					
		Curtain rod	5	1960	x			x		G					x	x	Modern rod
		Hooks (2)	6	1920	x			x		M		x					
		Hook	7	1920	x			x		G		x					
		Shutter hinges (6)	8	1850	x			x		G		x					
		Shutter dogs (2)	9	1920	x	x			x	F	W. shutter dog gone	x		x			
		Sill catches (2)	10	1850	x			x		F			x				
	East Window, Northeast Wall	Sash lock	1	1950		x			x	G		x					
		Screen sash lifts (2)	12	1920		x			x	G					x		
		Sash cords (2)	3	1920	x		x	x		P	Both rope cords gone		x				
		Roller shade	4	1920	x			x		M	Two clips remain	x					
		Curtain rod	5	1960	x			x		G					x	x	Modern rod
		Hooks (2)	6	1920	x			x		G		x					
		Hook	7	1920	x			x		M		x					
		Shutter hinges (6)	8	1850	x			x		G		x					
		Shutter dogs (2)	9	1920	x	x			x	F	Rusting		x				
		Shutter catches (2)	10	1850	x			x		F			x				
	North Window, Southeast Wall	Sash lock	1	1950		x			x	G		x					
		Screen sash lifts (2)	12	1920		x			x	G					x		
		Sash cords (2)	3	1920	x		x	x		G	Rope cords	x					
		Roller shade	4	1920	x			x		M	Two clips remain	x					
		Curtain rod	5	1960	x			x		G					x	x	Modern rod
		Hooks (2)	6	1920	x			x		G		x					
		Hook	7	1920	x			x		G		x					

Room	Location	Element	Type	Period	Iron	Brass	Other Material	Painted	Unpainted	Condition	Comments	Preserve	Repair	Replace	Remove	Install	Comments
107 (Southeast Parlor)	South Window	Sash lock	11	1920	x				x	G		x					
		Screen sash lift	2	1920	x			x		G					x		
		Sash cords (2)	3	1920	x		x	x		P	Both rope cords cut		x				
		Roller shade	4	1920	x			x		M	Two clips remain	x					
		Curtain rod	5	1960	x			x		G					x	x	Modern rod
		Hooks (2)	6	1920	x			x		G		x					
		Hook	7	1920	x			x		G		x					
		Shutter hinges (6)	8	1850	x			x		G		x					
		Shutter dogs (2)	9	1920	x	x			x	P	N. shutter dog gone		x	x			
		Sill catches (2)	10	1850	x			x		P	N. catch missing		x	x			
		Hook and eye	15	1920	x				x	F		x					
	North Window	Sash lock	1	1950		x			x	G		x					
		Screen sash lift	2	1920	x			x		G					x		
		Sash cords (2)	3	1920	x		x	x		P	Both rope cords gone		x				
		Roller shade	4	1920	x			x		M	Two clips remain	x					
		Curtain rod	5	1960	x			x		G					x	x	Modern rod
		Hooks (2)	6	1920	x			x		G		x					
		Hook	7	1920	x			x		G		x					
		Shutter hinges (6)	8	1850	x			x		G		x					
		Shutter dogs (2)	9	1920	x	x			x	F	S. shutter dog gone	x		x			
		Sill catches (2)	10	1850	x			x		P	N. catch missing		x	x			
108 (West Parlor)	North Window, Northwest Wall	Sash lock	1	1950		x			x	G		x					
		Sash cords (2)	3	1920	x		x	x		G	Rope cords	x					
		Curtain rod	16	1960	x			x		G					x	x	Modern rod
		Hooks (2)	7	1920	x			x		G		x					
		Shutter hinges (4)	17	1850	x			x		G		x					
		Shutter dogs (2)	9	1920	x	x			x	F			x				
		Sill catches (2)	18	1850	x			x		F	Broken		x				
	South Window, Northwest Wall	Sash lock	1	1950		x			x	G		x					
		Sash cords (2)	3	1920	x		x	x		F	Rope, n. cord missing		x				
		Curtain rod	16	1960	x			x		G					x	x	Modern rod
		Hooks (2)	7	1920	x			x		G		x					
		Shutter hinges (4)	8	1850	x			x		G		x					



1. Sash lock



2. Screen sash lift



3. Sash cord



4. Roller shade



5. Curtain rod



6. Hook



7. Hook



8. Shutter hinge



9. Shutter dog



10. Sill catch



11. Sash lock



12. Screen sash lift



14. Hook



15. Hook and eye



16. Curtain rod



17. Shutter hinge

Room	Location	Element	Type	Period	Iron	Brass	Other Material	Painted	Unpainted	Condition	Comments	Preserve	Repair	Replace	Remove	Install	Comments
		Shutter hinges (6)	8	1850	x			x		G		x					
		Shutter dogs (2)	9	1920	x	x			x	F	S. shutter dog gone	x		x			
		Sill catches (2)	10	1850	x			x		P	N. catch missing		x	x			
	South Window, Southeast Wall	Sash lock	11	1920	x				x	G		x					
		Screen sash lifts (2)	12	1920		x			x	G					x		
		Sash cords (2)	3	1920	x		x	x		P	Both rope cords gone		x				
		Roller shade	4	1920	x			x		M	Two clips remain	x					
		Curtain rod	5	1960	x			x		G					x	x	Modern rod
		Hooks (2)	6	1920	x			x		G		x					
		Hook	7	1920	x			x		F		x					
		Shutter hinges (6)	8	1850	x			x		G		x					
		Shutter dogs (2)	9	1920	x	x			x	G		x					
		Sill catches (2)	10	1850	x			x		P	N. catch missing		x	x			
104 (Northwest Parlor)	South Window	Sash lock	1	1950		x		x		G		x					
		Sash cords (2)	3	1920	x		x	x		G	Rope cords	x					
		Roller shade	4	1920	x			x		M	Two clips remain	x					
		Curtain rod	13	1920	x			x		M						x	Modern rod
		Hooks (2)	6	1920	x			x		G		x					
		Hook	7	1920	x			x		G		x					
		Shutter hinges (6)	8	1850	x			x		G		x					
		Shutter dogs (2)	9	1920	x	x			x	G		x					
		Sill catches (2)	10	1850	x			x		F			x				
	North Window	Sash lock	1	1950		x		x		P	Missing half		x				
		Sash cords (2)	3	1920	x		x	x		F	Rope, s. cord missing		x				
		Roller shade	4	1920	x			x		M	Two clips remain	x					
		Curtain rod	13	1920	x			x		M						x	Modern rod
		Hooks (2)	6	1920	x			x		G		x					
		Hook	14	1920	x			x		G		x					
		Shutter hinges (6)	8	1850	x			x		G		x					
		Shutter dogs (2)	9	1920	x	x			x	G		x					
		Sill catches (2)	10	1850	x			x		P	N. catch missing		x	x			

Room	Location	Element	Type	Period	Iron	Brass	Other Materia	Painted	Unpainted	Condition	Comments	Preserve	Repair	Replace	Remove	Install	Comments
		Shutter dogs (2)	9	1920	x	x			x	P	S. shutter dog gone		x	x			
		Sill catches (2)	18	1850	x			x		P	Broken		x				
	West Window, Southwest Wall	Sash lock	1	1950		x			x	G		x					
		Sash cords (2)	3	1920	x		x	x		G	Rope cords	x					
		Curtain rod	16	1960	x			x		G					x	x	Modern rod
		Hooks (2)	7	1920	x			x		G		x					
		Shutter hinges (4)	8	1850	x			x		F	E. shutter removed		x				
		Shutter dogs (2)	9	1920	x	x			x	G		x					
		Sill catches (2)	18	1850	x			x		P	E. catch removed		x	x			
	East Window, Southwest Wall	Sash lock	1	1950		x			x	F		x					
		Sash cords (2)	3	1920	x		x	x		G	Rope cords	x					
		Curtain rod	16	1960	x			x		G					x	x	Modern rod
		Hooks (2)	7	1920	x			x		G		x					
		Shutter hinges (4)	8	1850	x			x		F			x				
		Shutter dogs (2)	9	1920	x	x			x	F	W. shutter dog gone	x		x			
		Sill catches (2)	18	1850	x			x		P	W. catch removed		x	x			
109 (West Parlor Bathroom)	Window	Sash lock	1	1950		x			x	M				x			
		Sash cords (2)	3	1920	x		x	x		P			x				
		Shutter hinges (4)	8	1850	x			x		G		x					
		Shutter dogs (2)	9	1920	x	x			x	G		x					
		Sill catches (2)	19	1920	x			x		F	E. catch broken		x				
111 (Dining Room)	North Window, Southeast Wall	Sash lock	1	1950		x			x	G		x					
		Screen sash lift	2	1920	x			x		G					x		
		Sash cords (2)	3	1920	x		x	x		G	Rope cords	x					
		Sill hooks (2)	20	1950	x			x		G	For venetian blinds	x					
		Curtain rod	5	1960	x			x		G					x	x	Modern rod
		Shutter hinges (4)	8	1850	x			x		F	S. shutter removed		x				
		Shutter dogs (2)	9	1920	x	x			x	F	Rusting		x				
		Sill catches (2)	19	1850	x			x		F	S. catch removed	x		x			
	South Window, Southeast Wall	Sash lock	1	1950		x			x	G		x					
		Screen sash lift	2	1920	x			x		G					x		
		Sash cords (2)	3	1920	x		x	x		G	Rope cords	x					

Room	Location	Element	Type	Period	Iron	Brass	Other Material	Painted	Unpainted	Condition	Comments	Preserve	Repair	Replace	Remove	Install	Comments
		Sill hooks (2)	20	1950	x			x		G	For venetian blinds	x					
		Curtain rod	5	1960	x			x		G					x	x	Modern rod
		Shutter hinges (4)	8	1850	x			x		F	One broken	x	x				
		Shutter dogs (2)	9	1920	x	x			x	F	Rusting		x				
		Sill catches (2)	18	1850	x			x		P	N. catch removed		x	x			
	Window, Southwest Wall	Sash lock	1	1950		x			x	G		x					
		Screen sash lift	2	1920	x			x		G					x		
		Sash cords (2)	3	1920	x		x	x		G	Rope cords	x					
		Sill hooks (2)	20	1950	x			x		G	For venetian blinds	x					
		Curtain rod	5	1960	x			x		G					x	x	Modern rod
		Shutter hinges (4)	8	1850	x			x		P	Shutter removed		x				
		Shutter dogs	9	1920	x	x			x	M				x			
		Sill catches	18	1850	x			x		M				x			
	114 (Addition Hall) North Window	Sash lock	1	1950		x			x	G		x					
		Sash lifts (2)	21	1920	x				x	G		x					
		Sash cords (2)	3	1920	x		x	x		G	Rope cords	x					
		Grille	22	1920	x				x	G		x					
		Hook and eye	15	1920	x			x		G		x					
		Screen hinges (2)	23	1920	x			x		G		x					
	Center Window	Sash lock	1	1950		x			x	G		x					
		Sash lifts (2)	21	1920	x				x	G		x					
		Sash cords (2)	3	1920	x		x	x		G	Rope cords	x					
		Hook and eye	15	1920	x			x		G		x					
		Screen hinges (2)	23	1920	x			x		G		x					
	South Window	Sash lock	1	1950		x			x	G		x					
		Sash lifts (2)	21	1920	x				x	G		x					
		Sash cords (2)	3	1920	x		x	x		G	Rope cords	x					
		Hook and eye	15	1920	x			x		G		x					
		Screen hinges (2)	23	1920	x			x		G		x					



18. Sill catch



19. Sill catch



21. Sash lift



22. Grille



23. Screen hinge



24. Hasp and padlock



25. Opener



26. Spring bolt



27, 28, 29, and 30. Curtain rods



31. Hinge



32. Curtain rod



33. Tie back



34. Hook



35. Hinge



36. Lockware



37. Head and sill lock

Room	Location	Element	Type	Period	Iron	Brass	Other Materia	Painted	Unpainted	Condition	Comments	Preserve	Repair	Replace	Remove	Install	Comments
115 (Breakfast Room)	Window Unit	Hasps & padlocks (3)	24	Park	x				x	E					x		
		Openers (4)	25	1920	x	x			x	G		x					
		Spring bolts (12)	26	1920	x				x	P	Eight missing				x		
		Curtain rod	27	1920	x			x		M	Two clips remain				x		
		Curtain rod	28	1930	x			x		M	Two hooks remain				x		
		Curtain rod	29	1940	x	x			x	M	Four clips remain				x		
		Curtain rod	30	1950	x			x		M	Four clips remain				x		
		Hinges (8)	31	1920	x			x		G		x					
116 (Kitchen)	Window, Northwest Wall	Sash lock	1	1950		x			x	G		x					
		Sash lifts (2)	21	1920	x				x	G		x					
		Sash cords (2)	3	1920	x		x	x		F	Rope, s. cord cut		x				
		Hook and eye	15	1920	x			x		G		x					
		Screen hinges (2)	23	1920	x			x		G		x					
	East Window, Southwest Wall	Sash lock	1	1950		x			x	G		x					
		Sash lifts (2)	21	1920	x				x	G		x					
		Sash cords (2)	3	1920	x		x	x		G	Rope cords	x					
		Grille	22	1920	x				x	G		x					
		Hook and eye	15	1920	x			x		F		x					
		Screen hinges (2)	23	1920	x			x		F		x					
	West Window, Southwest Wall	Sash lock	1	1950		x			x	G		x					
		Sash lifts (2)	21	1920	x				x	G		x					
		Sash cords (2)	3	1920	x		x	x		G	Rope cords	x					
		Grille	22	1920	x				x	G		x					
		Hook and eye	15	1920	x			x		F		x					
		Screen hinges (2)	23	1920	x			x		F		x					
	Closet Window	Sash lock	1	1950		x			x	G		x					
		Sash lift	21	1920	x			x		G		x					
		Sash cords (2)	3	1920	x		x	x		G		x					
117 (Pantry)	Window, Southwest Wall	Hasp and padlock	24	Park	x				x	E					x		
		Opener	25	1920	x	x			x	G		x					
		Spring bolts (4)	26	1920	x			x		M		x					
		Curtain rod	29	1940	x				x	M	Two clips remain				x		

Room	Location	Element	Type	Period	Iron	Brass	Other Material	Painted	Unpainted	Condition	Comments	Preserve	Repair	Replace	Remove	Install	Comments
		Curtain rod	30	1950	x			x		F					x		
		Hinges (2)	31	1920	x			x		G		x					
	Window Unit, Southeast Wall	Hasps & padlocks (3)	24	Park	x				x	E					x		
		Openers (3)	25	9920	x	x		x	x	F		x					
		Spring bolts (12)	26	1920	x			x		F	Four missing				x		
		Curtain rods (3)	29	1940	x				x	M	Six clips remain				x		
		Curtain rod	30	1950	x			x		G					x		
		Hinges (12)	31	1920	x			x		G		x					
201 (North Bedroom)	South Window, Northwest Wall	Screen sash lifts (2)	12	1920	x			x		G					x		
		Sash cords (2)	3	1920	x		x	x		F	Rope, s. cord missing		x				
		Curtain rod	32	1950		x			x	G					x	x	Modern rod
		Hooks (2)	6	1920	x			x		G		x					
		Shutter hinges (4)	8	1850	x			x		G		x					
		Shutter dogs (2)	9	1920	x	x			x	F	Rusting		x				
		Sill catches (2)	10	1850	x			x		F			x				
	North Window, Northwest Wall	Screen sash lifts (2)	12	1920	x			x		G					x		
		Sash cords (2)	3	1920	x		x	x		G	Rope cords	x					
		Curtain rod	32	1950		x			x	G					x	x	Modern rod
		Hooks (2)	6	1920	x			x		G		x					
		Shutter hinges (4)	8	1850	x			x		G		x					
		Shutter dogs (2)	9	1920	x	x			x	F	Rusting		x				
		Sill catches (2)	10	1850	x			x		F			x				
	West Window, Northeast Wall	Screen sash lifts (2)	12	1920	x			x		G					x		
		Sash cords (2)	3	1920	x		x	x		G	Rope cords	x					
		Curtain rod	32	1950		x			x	G					x	x	Modern rod
		Hooks (2)	6	1920	x			x		G		x					
		Shutter hinges (4)	8	1850	x			x		G		x					
		Shutter dogs (2)	9	1920	x	x			x	F	Rusting		x				
		Sill catches (2)	10	1850	x			x		P	E. catch missing		x	x			

Room	Location	Element	Type	Period	Iron	Brass	Other Materia	Painted	Unpainted	Condition	Comments	Preserve	Repair	Replace	Remove	Install	Comments
	East Window, Northeast Wall	Screen sash lifts (2)	12	1920	x			x		G					x		
		Sash cords (2)	3	1920	x		x	x		G	Rope cords	x					
		Curtain rod	32	1950		x			x	G					x	x	Modern rod
		Hooks (2)	6	1920	x			x		G		x					
		Shutter hinges (4)	8	1850	x			x		G		x					
		Shutter dogs (2)	9	1920	x	x			x	F	Rusting		x				
		Sill catches (2)	10	1850	x			x		F			x				
203 (East Bedroom)	West Window, Northeast Wall	Screen sash lifts (2)	12	1920	x			x		G					x		
		Sash cords (2)	3	1920	x		x	x		G	Rope cords	x					
		Curtain rod	32	1950		x			x	G					x	x	Modern rod
		Hooks (2)	6	1920	x			x		M		x					
		Shutter hinges (4)	8	1850	x			x		G		x					
		Shutter dogs (2)	9	1920	x	x			x	F	Rusting		x				
		Sill catches (2)	10	1850	x			x		M				x			
	East Window, Northeast Wall	Screen sash lifts (2)	12	1920	x			x		G					x		
		Sash cords (2)	3	1920	x		x	x		G	Rope cords	x					
		Curtain rod	32	1950		x			x	G					x	x	Modern rod
		Hooks (2)	6	1920	x			x		M		x					
		Shutter hinges (4)	8	1850	x			x		G		x					
		Shutter dogs (2)	9	1920	x	x			x	F	Rusting		x				
		Sill catches (2)	10	1850	x			x		F			x				
	North Window, Southeast Wall	Screen sash lifts (2)	12	1920	x			x		M		x					
		Sash cords (2)	3	1920	x		x	x		G	Rope cords	x					
		Curtain rod	32	1950		x			x	G					x	x	Modern rod
		Hooks (2)	6	1920	x			x		M		x					
		Shutter hinges (4)	8	1850	x			x		G		x					
		Shutter dogs (2)	9	1920	x	x			x	F	Rusting		x				
		Sill catches (2)	10	1850	x			x		P	S. catch missing		x	x			
	South Window, Southeast Wall	Screen sash lifts (2)	12	1920	x			x		M		x					
		Sash cords (2)	3	1920	x		x	x		G	Rope cords	x					
		Curtain rod	32	1950		x			x	G					x	x	Modern rod
		Hooks (2)	6	1920	x			x		M		x					
		Shutter hinges (4)	8	1850	x			x		G		x					



39. Hinge



40. Lockware



41. Lock



42. Knocker



43. Doorbell



44. Curtain rod



45. Curtain rod



46. Barrel bolt



47. Lockware



48. Safety lock



49. Lockware



50. Lock



51. Lockware



52. Lockware



53. Lockware



54. Lock

Room	Location	Element	Type	Period	Iron	Brass	Other Materi	Painted	Unpainted	Condition	Comments	Preserve	Repair	Replace	Remove	Install	Comments
		Shutter dogs (2)	9	1920	x	x			x	F	Rusting		x				
		Sill catches (2)	10	1850	x			x		F			x				
204 (North-west Bedroom)	South Window	Screen sash lifts (2)	12	1920	x				x	G					x		
		Sash cords (2)	3	1920	x		x	x		G	Rope cords	x					
		Eyes (2)	15	1920	x			x		G		x					
		Curtain rod	32	1950		x			x	G					x	x	Modern rod
		Tie backs (2)	33	1920	x			x		G	Polychromed	x					
		Shutter hinges (8)	8	1850	x			x		G		x					
		Shutter dogs (2)	9	1920	x	x			x	F	Rusting		x				
		Sill catches (2)	10	1850	x			x		P	N. catch missing		x	x			
	North Window	Screen sash lifts (2)	12	1920	x				x	G		x			x		
		Sash cords (2)	3	1920	x		x	x		G	Rope cords	x					
		Eyes (2)	15	1920	x			x		G		x					
		Curtain rod	32	1950		x			x	G					x	x	Modern rod
		Tie backs (2)	33	1920	x			x		G	Polychromed	x					
		Shutter hinges (4)	8	1850	x			x		G		x					
		Shutter dogs (2)	9	1920	x	x			x	F	Rusting		x				
		Sill catches (2)	10	1850	x			x		F			x				
207 (South-east Bedroom)	South Window	Screen sash lifts (2)	12	1920	x			x		G					x		
		Sash cords (2)	3	1920	x		x	x		F	Rope, n. cord missing		x				
		Eyes (2)	15	1920	x			x		G		x					
		Curtain rod	32	1950		x			x	G					x	x	Modern rod
		Tie backs (2)	33	1920	x			x		P	Polychromed, one gone	x					
		Shutter hinges (4)	8	1850	x			x		G		x					
		Shutter dogs (2)	9	1920	x	x			x	F	Rusting		x				
		Sill catch	10	1850	x			x		M	On s. shutter			x			
		Sill catch	19	1920	x			x		F	On n. shutter		x				
	North Window	Screen sash lifts (2)	12	1920	x			x		G					x		
		Sash cords (2)	3	1920	x		x	x		G		x					
		Eyes (2)	15	1920	x			x		G		x					
		Curtain rod	32	1950		x			x	G					x	x	Modern rod
		Tie backs (2)	33	1920	x			x		M		x					

Room	Location	Element	Type	Period	Iron	Brass	Other Materia	Painted	Unpainted	Condition	Comments	Preserve	Repair	Replace	Remove	Install	Comments
		Shutter hinges (4)	8	1850	x			x		G		x					
		Shutter dogs (2)	9	1920	x	x			x	F	Rusting		x				
		Sill catch	10	1850	x			x		F	On n. shutter		x				
		Sill catch	19	1920	x			x		F	On s. shutter		x				
208 (West Bedroom)	Window, Northeast Wall	Screen sash lift	12	1920	x				x	M		x					
		Sash cords (2)	3	1920	x		x	x		G		x					
		Curtain rod	32	1950		x		x		G					x	x	Modern rod
		Hook	6	1920	x				x	G		x					
		Shutter hinges (4)	8	1850	x			x		G		x					
		Shutter dogs (2)	9	1920	x	x			x	M				x			
		Sill catches (2)	10	1850	x			x		F			x				
	North Window, Northwest Wall	Screen sash lift	12	1920	x				x	G					x		
		Sash cords (2)	3	1920	x		x	x		D	Rope cords cut		x				
		Curtain rod	32	1950		x		x		G					x	x	Modern rod
		Hook	6	1920	x				x	G		x					
		Shutter hinges (4)	8	1850	x			x		G		x					
		Shutter dogs (2)	9	1920	x	x			x	F			x				
		Sill catches (2)	18	1850	x			x		M				x			
	South Window, Northwest Wall	Screen sash lift	12	1920	x				x	G					x		
		Sash cords (2)	3	1920	x		x	x		G		x					
		Curtain rod	32	1950		x		x		G					x	x	Modern rod
		Hook	6	1920	x				x	G		x					
		Shutter hinges (2)	8	1850	x			x		G	North shutter	x					
		Shutter hinges (2)	17	1850	x			x		G	South shutter	x					
		Shutter dogs (2)	9	1920	x	x			x	F			x				
		Sill catch	18	1850	x			x		F	South shutter		x				
		Sill catch	19	1920	x			x		F	North shutter		x				
	West Window, Southwest Wall	Screen sash lift	12	1920	x				x	M		x					
		Sash cords (2)	3	1920	x		x	x		G		x					
		Curtain rod	32	1950		x		x		G					x	x	Modern rod
		Hook	6	1920	x				x	G		x					
		Shutter hinges (2)	8	1850	x			x		G	West shutter	x					
		Shutter hinges (2)	17	1850	x			x		G	East shutter	x					

Room	Location	Element	Type	Period	Iron	Brass	Other Materia	Painted	Unpainted	Condition	Comments	Preserve	Repair	Replace	Remove	Install	Comments
		Shutter dogs (2)	9	1920	x	x			x	F			x				
		Sill catch	18	1850	x			x		F	West shutter		x				
		Sill catch	19	1920	x			x		F	East shutter		x				
	Center Window, Southwest Wall	Screen sash lift	12	1920	x				x	G					x		
		Sash cords (2)	3	1920	x		x	x		G		x					
		Curtain rod	32	1950		x		x		G					x	x	Modern rod
		Hook	6	1920	x			x		G		x					
		Shutter hinges (2)	8	1850	x			x		G	East shutter	x					
		Shutter hinges (2)	17	1850	x			x		G	West shutter	x					
		Shutter dogs (2)	9	1920	x	x			x	F			x				
		Sill catch	18	1850	x			x		F	West shutter		x				
		Sill catch	19	1920	x			x		F	East shutter		x				
	East Window, Southwest Wall	Screen sash lift	12	1920	x				x	M		x					
		Sash cords (2)	3	1920	x		x	x		G		x					
		Curtain rod	32	1950		x		x		G					x	x	Modern rod
		Hook	6	1920	x			x		G		x					
		Shutter hinges (4)	17	1850	x			x		G		x					
		Shutter dogs (2)	9	1920	x	x			x	F			x				
		Sill catch	18	1850	x			x		F	West shutter		x				
		Sill catch	19	1920	x			x		F	East shutter		x				
211 (South Bedroom)	Window, Northeast Wall	Screen sash lift	12	1920	x			x		G					x		
		Sash cords (2)	3	1920	x		x	x		F			x				
		Eyes (2)	15	1920	x			x		G		x					
		Curtain rod	32	1950		x		x		M						x	Modern rod
		Hooks (2)	34	1920		x			x	G		x					
		Shutter hinges (4)	8	1850	x			x		G		x					
		Shutter dogs (2)	9	1920	x	x			x	F			x				
		Sill catches (2)	10	1850	x			x		F			x				
	North Window, Southeast Wall	Screen sash lift	12	1920	x			x		G					x		
		Sash cords (2)	3	1920	x		x	x		F			x				
		Eyes (2)	15	1920	x			x		G		x					
		Curtain rod	32	1950		x		x		M						x	Modern rod
		Hooks (2)	34	1920		x			x	G		x					
		Shutter hinges (4)	8	1850	x			x		G		x					



55. Knocker



56. Screen hinge



57. Lockware



58. Lockware



59. Screen hinge



60. Screen latchware



62. Lockware



63. Door bumper



64. Lockware



65. Door bumper



66. Lockware



68. Kickplate



69. Pushplate



70. Lock



71. Lockware



72. Screen hinge

Room	Location	Element	Type	Period	Iron	Brass	Other Materia	Painted	Unpainted	Condition	Comments	Preserve	Repair	Replace	Remove	Install	Comments
		Shutter dogs (2)	9	1920	x	x			x	F			x				
		Sill catches (2)	19	1920	x			x		F			x				
	South Window, Southeast Wall	Screen sash lift	12	1920	x			x		G					x		
		Sash cords (2)	3	1920	x		x	x		F			x				
		Eyes (2)	15	1920	x			x		G		x					
		Curtain rod	32	1950		x		x		M						x	Modern rod
		Hooks (2)	34	1920		x			x	G		x					
		Shutter hinges (4)	8	1850	x			x		G		x					
		Shutter dogs (2)	9	1920	x	x			x	F			x				
		Sill catches (2)	19	1920	x			x		F			x				
	Window, Southwest Wall	Screen sash lift	12	1920	x			x		G					x		
		Sash cords (2),	3	1920	x		x	x		G		x					
		Eyes (2)	15	1920	x			x		G		x					
		Curtain rod	32	1950		x		x		M						x	Modern rod
		Hooks (2)	34	1920		x			x	G		x					
		Shutter hinges (4)	17	1850	x			x		P	Shutters missing		x				
		Shutter dogs (2)	9	1920	x	x			x	M				x			
		Sill catches (2)	10	1850	x			x		M				x			
214 (West Sleeping Porch)	North Window, Northwest Wall	Openers (2)	25	1920	x	x			x	G		x					
		Spring bolts (4)	26	1920	x				x	F					x		
		Hinges (4)	31	1920	x			x		G		x					
	Center Window, Northwest Wall	Openers (2)	25	1920	x	x			x	G		x					
		Spring bolts (4)	26	1920	x				x	F					x		
		Hinges (4)	31	1920	x			x		G		x					
	South Window, Northwest Wall	Openers (2)	25	1920	x	x			x	G		x					
		Spring bolts (4)	26	1920	x				x	F					x		
		Hinges (4)	31	1920	x			x		G		x					
	West Window, Southwest Wall	Openers (2)	25	1920	x	x			x	G		x					
		Spring bolts (4)	26	1920	x				x	M		x					
		Hinges (4)	31	1920	x			x		G		x					

Room	Location	Element	Type	Period	Iron	Brass	Other Materia	Painted	Unpainted	Condition	Comments	Preserve	Repair	Replace	Remove	Install	Comments
	East Window, Southwest Wall	Openers (2)	25	1920	x	x			x	G		x					
		Spring bolts (4)	26	1920	x				x	F					x		
		Hinges (4)	31	1920	x			x		G		x					
215 (South Sleeping Porch)	West Window, Southwest Wall	Openers (2)	25	1920	x	x			x	G		x					
		Spring bolts (4)	26	1920	x				x	F					x		
		Hinges (4)	31	1920	x			x		G		x					
	East Window, Southwest Wall	Openers (2)	25	1920	x	x			x	G		x					
		Spring bolts (4)	26	1920	x				x	F					x		
		Hinges (4)	31	1920	x			x		G		x					
	South Window, Southeast Wall	Openers (2)	25	1920	x	x			x	G		x					
		Spring bolts (4)	26	1920	x				x	F					x		
		Hinges (4)	31	1920	x			x		G		x					
	Center Window, Southeast Wall	Openers (2)	25	1920	x	x			x	G		x					
		Spring bolts (4)	26	1920	x				x	F					x		
		Hinges (4)	31	1920	x			x		G		x					
	North Window, Southeast Wall	Openers (2)	25	1920	x	x			x	G		x					
		Spring bolts (4)	26	1920	x				x	F					x		
		Hinges (4)	31	1920	x			x		G		x					
301 (Cupola)	Northeast Window	Screen sash lift	12	1920	x				x	G		x					
		Sash cords (2)	3	1920	x		x	x		P	Rope cords missing		x				
		Shutter hinges (4)	8	1850	x			x		P			x				
		Sill catches (2)	10	1850	x			x		M			x	x			
			12														
	East Window	Screen sash lift	12	1920	x				x	G		x					
		Sash cords (2)	3	1920	x		x	x		P	Rope cords missing		x				
		Shutter hinges (4)	8	1850	x			x		P			x				
		Sill catches (2)	10	1850	x			x		M				x			
	Southeast Window	Screen sash lift	12	1920	x				x	G		x					
		Sash cords (2)	3	1920	x		x	x		P	Rope cords missing		x				
		Shutter hinges (4)	8	1850	x			x		P			x				
		Sill catches (2)	10	1850	x			x		M				x			

Room	Location	Element	Type	Period	Iron	Brass	Other Materia	Painted	Unpainted	Condition	Comments	Preserve	Repair	Replace	Remove	Install	Comments
	South Window	Screen sash lift	12	1920	x				x	G		x					
		Sash cords (2)	3	1920	x		x	x		P	Rope cords missing		x				
		Shutter hinges (4)	8	1850	x			x		P			x				
		Sill catches (2)	10	1850	x			x		M				x			
	Southwest Window	Screen sash lift	12	1920	x				x	G		x					
		Sash cords (2)	3	1920	x		x	x		G	Rope cords	x					
		Shutter hinges (4)	8	1850	x			x		P			x				
		Sill catches (2)	10	1850	x			x		M				x			
	West Window	Screen sash lift	12	1920	x				x	G		x					
		Sash cords (2)	3	1920	x		x	x		P	Rope cords missing		x				
		Shutter hinges (4)	8	1850	x			x		P			x				
		Sill catches (2)	10	1850	x			x		M				x			
	Northwest Window	Screen sash lift	12	1920	x				x	G		x					
		Sash cords	3	1920	x		x	x		P	Rope cords cut		x				
		Shutter hinges (4)	8	1850	x			x		F			x				
		Sill catches (2)	19	1920	x			x		F			x				
	North Window	Screen sash lift	12	1920	x				x	G		x					
		Sash cords (2)	3	1920	x		x	x		G		x					
		Shutter hinges (4)	8	1850	x			x		F			x				
		Sill catches (2)	31	1920	x			x		M				x			



73. Screen handle



74. Lockware



75. Lockware



76. Lockware



77. Latchware



78. Head track



79. Sill piece



80. Pushplate



81. Hinge



82. Lockware



83. Lockware



84. Transom hinge



85. Lockware



86. Push plate



87. Strap hinge



88. Lock

Door Hardware

Room	Location	Element	Type	Period	Iron	Brass	Other Materia	Painted	Unpainted	Condition	Comments	Preserve	Repair	Replace	Remove	Install	Comments
101/102	North Parlor/ Entry Hall	Hinges (6)	35	1920	x			x		G					x		
		Lockware	36	1920	x	x	x		x	F	One glass knob gone				x		
		Head lock	37	1920	x	x			x	G					x		
		Sill lock	37	1920	x	x			x	G					x		
		Curtain rods (2)	38	1920	x				x	M					x		
		Curtain rods (2)	27	1930		x		x		M	Four clips remain				x		
101/104	North Parlor/ Northwest Parlor	Hinges (6)	35	1920	x			x		G					x		
		Lockware	36	1920	x	x	x		x	G	1950's glass knobs				x		
		Head lock	37	1920	x	x			x	G					x		
		Sill lock	37	1920	x	x			x	G					x		
		Curtain rods (2)	38	1920	x	x			x	M					x		
		Curtain rods (2)	27	1930		x		x		M	Four clips remain				x		
		Curtain rod	29	1940	x	x		x	x	G					x		
102/Ext.	Entry Hall/ Northeast Portico	Hinges (6)	39	1850	x			x		G		x					Re-silverplate
		Lockware	40	1850		x	x		x	F	Missing 1 knob collar		x				
		Lock	41	Park		x		x	x	E		x					
		Knocker	42	1950		x	x		x	G					x		
		Doorbell	43	1930		x	x		x	G	Silver plate	x					
		Curtain rods (2)	38	1920	x				x	M		x					
		Curtain rods (4)	44	1910	x			x		M	Four hooks remain				x		
		Curtain rods (3)	27	1930		x		x		M	Six clips remain				x		
		Curtain rods (2)	45	1950		x		x	x	G					x		
102/103	Entry Hall/ East Parlor	Hinges (6)	35	1920	x			x		G					x		
		Lockware	36	1920	x	x	x		x	G	Four glass knobs				x		
		Head lock	37	1920	x	x			x	F	Missing latchplate				x		
		Sill lock	37	1920	x	x			x	G					x		
		Curtain rods (2)	38	1920	x				x	M					x		
		Curtain rods (2)	27	1930		x		x		F					x		
		Barrel bolt	46	1950	x				x	G					x		
103/107	East Parlor/ Southeast Parlor	Hinges (6)	35	1920	x			x		G					x		
		Lockware	36	1920	x	x	x		x	G	Four glass knobs				x		
		Head lock	37	1920	x	x			x	G					x		
		Sill lock	37	1920	x	x			x	G					x		

Room	Location	Element	Type	Period	Iron	Brass	Other Materia	Painted	Unpainted	Condition	Comments	Preserve	Repair	Replace	Remove	Install	Comments
		Curtain rods (2)	38	1920	x				x	M					x		
		Curtain rods (2)	27	1930		x			x	F					x		
104/105	Northwest Parlor/ Front Stair Hall	Hinges (2)	39	1850	x			x		G		x					
		Lockware	47	1850	x	x	x	x	x	F	1920's glass knobs	x					
		Safety lock	48	Park		x			x	G	At parlor door base				x		
104/108	Northwest Parlor/ West Parlor	Hinges (2)	39	1850	x			x		G		x					
		Lookware	49	1850	x	x	x	x	x	P	1920's glass knobs	x					
		Lock	50	Park		x			x	E	"National" brand				x		
105/106	Front Stair Hall/ Closet	Hinges (2)	39	1850	x			x		G		x					
		Lockware	51	1850	x		x		x	F	Porcelain knob	x					
105/107	Front Stair Hall/ Southeast Parlor	Hinges (2)	39	1850	x			x		G		x					
		Lockware	52	1850		x	x	x	x	F	Inoperable lock	x					
		Lock	50	Park		x			x	E	"National" brand				x		
105/110	Front Stair Hall/ Rear Stair Hall	Hinges (2)	39	1850	x			x		G		x					
		Lockware	52	1850		x	x	x	x	F	Inoperable lock	x					
		Curtain rods (4)	44	1910	x			x		M	Six hooks remain				x		
		Curtain rods (2)	45	1950		x		x	x	M	Four clips remain				x		
107/11	Southeast Parlor/ Dining Room	Hinges (6)	35	1920	x			x		G					x		
		Lockware	36	1920	x	x	x		x	G	Four glass knobs				x		
		Head lock	37	1920	x	x			x	G					x		
		Sill lock	37	1920	x	x			x	G					x		
		Curtain rods (2)	38	1920	x				x	M					x		
		Curtain rods (2)	27	1930		x			x	G					x		
108/Ext.	West Parlor/North west Portico	Hinges (3)	39	1850	x			x		G		x					
		Lockware	53	1850		x	x		x	G	Silver plated	x					
		Lock	54	Park		x		x	x	E	"Best" brand	x					
		Knocker	55	1950		x			x	G					x		
		Screen hinges (3)	56	1920		x			x	G	Screen door missing				x		

Room	Location	Element	Type	Period	Iron	Brass	Other Materia	Painted	Unpainted	Condition	Comments	Preserve	Repair	Replace	Remove	Install	Comments
108/109	West Parlor/Bath	Hinges (2)	39	1850	x			x		G		x					
		Lockware	57	1950		x	x		x	G	Two glass knobs	x					
108/110	West Parlor/Rear Stair Hall	Hinges (2)	39	1850	x			x		G		x					
		Lockware	49	1850	x	x	x	x	x	F	Glass 1920's knobs	x					
110/111	Rear Stair Hall/ Dining Room	Hinges (2)	39	1850	x			x		G		x					
		Lockware	58	1920		x			x	G		x					
		Lock	50	Park		x			x	E	"National" brand				x		
110/114	Rear Stair Hall/ Addition Hall	Hinges (2)	39	1920	x			x		G		x					
		Lockware	56	1920		x			x	G	Two glass knobs	x					
111/Ext.	Dining Room/South-east Portico	Hinges (3)	35	1920	x			x		G		x					
		Lockware	58	1920		x			x	G					x	x	Type 53 lockware
		Lock	41	Park		x			x	E					x	x	Reinstall
		Safety lock	48	Park		x		x		G					x		
		Curtain rod	38	1920	x				x	M		x					
		Curtain rod	45	1950		x		x		F					x		
		Screen hinges	59	1920	x			x		F					x		
		Screen latchware	60	1920		x			x	F					x		
		Screen spring	61	1920	x				x	M		x					
		Hook and eye	15	1920	x			x		G					x		
		Eyes (3)	15	1920	x			x		G					x		
111/112	Dining Room/Closet	Hinges (2)	39	1850	x			x		G		x					
		Lockware	62	1920		x		x		G		x					
		Door bumper	63	1960		x	x	x		G	Rubber tip	x					
111/113	Dining Room/Pantry	Hinges (2)	39	1850	x			x		G		x					
		Lockware	64	1920		x	x		x	G	One glass knob	x					
111/115	Dining Room/ Breakfast Room	Hinges (3)	35	1920	x			x		G		x					
		Lockware	36	1920	x	x	x		x	G	1950's glass knobs	x					
113/115	Pantry/Breakfast Room	Hinges (3)	35	1920	x			x		G		x					
		Lockware	36	1920	x	x	x		x	P	Broken		x				



89. Lockware



90. Lockware



91. Lock



92. Screen Latchware



93. Spring



94. Rod



95. Handle



96. Closer



98. Lockware



99, 100. Hooks



101. Hook



102. Hook



103. Towel rod



104. Soap dish



105. Paper dispenser



106. Soap dish
107. Shelf

Room	Location	Element	Type	Period	Iron	Brass	Other Materia	Painted	Unpainted	Condition	Comments	Preserve	Repair	Replace	Remove	Install	Comments
114/115	Addition Hall/ Breakfast Room	Hinges (3)	35	1920	x			x		G		x					
		Lockware	36	1920	x	x	x		x	G	Glass knobs	x					
114/116	Addition Hall/ Kitchen	Hinges (3)	35	1920	x			x		G		x					
		Lockware	36	1920	x	x	x		x	G	Glass knobs	x					
		Door bumper	65	1950		x	x		x	G	Rubber tip	x					
114/Clos	Addition Hall/ Closet	Hinges (4)	35	1920	x			x		G		x					
		Lockware	66	1920	x				x	G		x					
115/116	Breakfast Room/ Kitchen	Pivots	67	1920		x		x		G		x					
		Kickplates (2)	68	1920	x				x	G		x					
		Pushplates (2)	69	1920			x		x	F	Kitchen plate missing	x					
																x	New lock
115/117	Breakfast Room/ Pantry	Hinges (3)	35	1920	x			x		G		x					
		Lockware	36	1920	x	x	x		x	G		x					
116/Ext.	Kitchen/Porch	Hinges (3)	35	1920	x			x		G		x					
		Lockware	36	1920	x	x	x		x	G	Glass knobs	x					
		Lock	54	Park		x			x	E	"Best" brand	x					
		Door bumper	65	1950		x	x		x	G	Rubber tip	x					
116/Clos	Kitchen/North Closet	Hinges (3)	35	1920	x			x		G		x					
		Lockware	36	1920	x	x	x		x	F	Missing one glass knob	x					
		Lock	70	1920		x			x	G	"Corbin" brand	x					
116/Clos	Kitchen/South Closet	Hinges (3)	35	1920	x			x		G		x					
		Lockware	36	1920	x	x	x		x	G		x					
201/205	North Bedroom/ Front Stair Hall	Hinges (2)	39	1850	x			x		G		x					
		Lockware	71	1850	x		x		x	F	Porcelain knobs	x					
202/Ext.	Bathroom/Balcony- West Door	Hinges (2)	35	1920	x			x		G						x	
		Lockware	36	1920		x	x		x	G	Glass knobs					x	
		Hook and eye	15	1920	x				x	G						x	

Room	Location	Element	Type	Period	Iron	Brass	Other Materie	Painted	Unpainted	Condition	Comments	Preserve	Repair	Replace	Remove	Install	Comments
		Screen hinges (2)	72	1920	x			x		G					x		
		Screen handle	73	1920	x			x		G					x		
202/Ext.	Bathroom/Balcony-East Door	Hinges (2)	35	1920	x			x		G					x		
		Lockware	74	1920		x			x	G					x		
		Barrel bolt	46	1920	x			x		G					x		
		Hook and eye	15	1920	x				x	G					x		
		Screen hinges (2)	72	1920	x			x		G					x		
		Screen handle	73	1920	x			x		G					x		
202/Ext.	Bathroom Transom	Hinges (3)	35	1920	x			x		G					x		
																x	New hinges (3), type 35; lockware, type 53 for door
202/203	Bathroom/East Bedroom	Hinges (3)	35	1920	x			x		G					x		
		Lockware	36	1920	x	x	x		x	G	Glass knobs				x		
202/205	Bathroom/Front Stair Hall	Hinges (3)	35	1920	x			x		G					x		
		Lockware	36	1920	x	x	x		x	G	Glass knobs				x		
203/205	East Bedroom/ Front Stair Hall	Hinges (2)	39	1850	x			x		G		x					
		Lockware	36	1920	x	x	x		x	G		x					
204/205	Northwest Bedroom/ Front Stair Hall	Hinges (2)	39	1850	x			x		G		x					
		Lockware	71	1850	x		x		x	F	Porcelain knobs		x				Repair lock
		Barrel bolt	46	1920	x			x		G					x		
204/208	Northwest Bedroom/ West Bedroom	Hinges (2)	39	1850	x			x		G		x					
		Lockware	71	1850	x		x		x	G	Porcelain knobs	x					
205/206	Front Stair Hall/ Closet	Hinges (2)	39	1850	x			x		G		x					
		Lockware	75	1850	x		x		x	G	Porcelain knobs	x					
205/207	Front Stair Hall/	Hinges (2)	39	1850	x			x		G		x					
		Lockware	71	1850	x		x		x	F	One 1920's glass knob		x				Repair lock

Room	Location	Element	Type	Period	Iron	Brass	Other Materia	Painted	Unpainted	Condition	Comments	Preserve	Repair	Replace	Remove	Install	Comments
205/210	Front Stair Hall/ Rear Stair Hall	Hinges (2)	39	1850	x			x		G		x					
		Lockware	71	1850	x		x		x	F	Porcelain knobs		x				
205/301	Front Stair Hall/ Stairway	Hinges (2)	39	1850	x			x		G		x					
		Lockware	75	1850	x		x		x	G		x					
207/211	Southeast Bedroom/ South Bedroom	Hinges (2)	35	1920	x				x	G		x					
		Lockware	71	1920	x	x	x		x	G	Glass knobs	x					
207/212	Southeast Bedroom/ Bathroom	Hinges (2)	35	1920	x				x	G					x		
		Lockware	76	1920	x	x	x		x	G	1920's glass knobs				x		
208/209	West Bedroom/ Bathroom	Hinges (2)	39	1850	x			x		G		x					
		Latchware	77	1950		x			x	G	"Dexter" brand	x					
208/210	West Bedroom/ Rear Stair Hall	Hinges (2)	39	1850	x			x		G		x					
		Lockware	71	1850	x		x		x	F	Porcelain knobs		x				
208/Clos	West Bedroom/ Closet	Head track	78	1950	x				x	G						x	
		Sill piece	79	1950	x		x		x	G	Plastic knobs					x	
		Push plates	80	1950	x				x	M						x	
210/213	Rear Stair Hall/ Anteroom	Hinges (2)	39	1850	x			x		G		x					
		Lockware	71	1850	x		x		x	F	One 1920's glass knob	x	x				
210/214	Rear Stair Hall/ W. Sleeping Porch	Hinges (3)	81	1950		x			x	G		x					
		Lockware	82	1950		x	x		x	G	Glass knobs	x					
211/212	South Bedroom/ Bathroom	Hinges (2)	35	1920	x			x		G						x	
		Lockware	83	1920	x		x		x	G	Glass knobs					x	
		Transom hinges (2)	84	1920	x			x		G						x	
211/213	South Bedroom/ Anteroom	Hinges (2)	35	1920	x				x	G						x	
		Lockware	71	1920	x	x	x		x	G	Glass knobs					x	
212/213	Bathroom/Anteroom	Hinges (2)	35	1920	x				x	G						x	
		Lockware	85	1920	x	x	x		x	G	Glass knobs					x	
		Transom hinges (2)	84	1920	x			x		G						x	



108. Coat hook



109. Rosette



111. Hinges
112. Latch



113. Knob



114. Strap



115. Bumper



116. Knob



117. Head latch



118. Outer latch



120. Pull



121. Towel rod



122. Splash plate



124. Soap holder



125. Shower curtain rod



126. Shower curtain hook



127. Shelf

Room	Location	Element	Type	Period	Iron	Brass	Other Materia.	Painted	Unpainted	Condition	Comments	Preserve	Repair	Replace	Remove	Install	Comments
213/Clos	Anteroom/Closet	Head track	78	1950	x				x	G					x		
		Sill piece	79	1950	x		x		x	G	Plastic knobs				x		
		Push plates (2)	86	1950		x			x	G					x		
213/215	Anteroom/South Sleeping Porch	Hinges (2)	35	1920	x				x	G		x					
		Lockware	36	1920	x	x	x		x	F	One glass knob missing		x				
		Hasp and padlock	24	Park	x				x	E					x		
215/Clos	South Sleeping Porch/Closets(2)	Head tracks (2)	78	1950	x				x	G					x		
		Sill pieces (2)	79	1950	x		x		x	G	Plastic knobs				x		
		Push plates (2)	80	1950		x			x	G					x		
301/302	Stairway/Attic	Hinges (2)	39	1850	x			x		G		x					
		Strap hinge	87	1920	x				x	G		x					
		Lock	88	1850	x				x	G		x					
		Hook and eye	15	1920	x				x	G		x					
001/001	Basement/Stairway	Hinges (2)	35	1920	x				x	G		x					
		Lockware	89	1920	x				x	G		x					
		Hasp and padlock	24	Park	x				x	E		x					
		Hook and eye	15	1950	x			x		P	Hook missing	x					
002/Ext.	Stairway/Exterior	Hinges (2)	35	1920	x				x	G		x					
		Lockware	90	1920	x				x	G		x					
		Lock	91	1920		x			x	G	"Yale" brand	x					
		Lock	54	Park		x			x	E	"Best" brand	x					
		Safety lock	48	1950		x	x			G		x					
		Curtain rods (2)	38	1920	x		x			M	Four clips remain	x					
		Screen hinges (2)	35	1920	x			x		G		x					
		Screen latchware	92	1920		x			x	G		x					
		Spring	93	1920	x				x	M		x					
		Rod	94	1920	x			x		G		x					
002/003	Stairway/Closet	Hinges (2)	39	1850	x				x	G		x					
		Lockware	89	1920	x				x	G		x					
		Hook and eye	15	1920	x			x		G		x					

Room	Location	Element	Type	Period	Iron	Brass	Other Materia	Painted	Unpainted	Condition	Comments	Preserve	Repair	Replace	Remove	Install	Comments
003/005	Closet/Crawlspace	Hinges (2)	35	1920	x				x	G					x	x	Two new hinges
		Barrel bolt	46	1920	x				x	G					x	x	Reinstall on new door
Rear Porch	Northwest Door	Hinges (2)	84	1920	x			x		G		x					
		Handle	95	1920	x			x		G		x					
		Hooks and eyes (2)	15	1920	x			x		G		x					
		Spring	93	1950	x				x	G		x					
		Closer	96	1970	x				x	G		x					
		Rod	97	1920	x			x		F		x					
	Southwest Door	Hinges (2)	35	1920	x			x		F			x				
		Lockware	98	1920	x		x	x	x	G	Porcelain knobs	x					
	Southeast Door	Hinges (2)	35	1920	x			x		M				x			
		Lockware	98	1920	x		x	x	x	M				x			

Miscellaneous Hardware

Room	Location	Element	Type	Period	Iron	Brass	Other Materi	Painted	Unpainted	Condition	Comments	Preserve	Repair	Replace	Remove	Install	Comments
101	Overmantel	Hooks (2)	99	1920	x			x		G					x		
		Hook	100	1920	x			x		G					x		
103	Overmantel	Hooks (4)	99	1920	x			x		M					x		
	Northeast wall	Hooks (6)	99	1920	x			x		M					x		
104	Overmantel	Hook	99	1920	x			x		M					x		
107	Overmantel	Hooks (4)	99	1920	x			x		M					x		
108	Overmantel	Hook	101	1920	x			x		G					x		
	Bathroom wall	Hook	102	1920	x			x		G					x		
109	Bathtub	Towel rods (2)	103	1950			x	x		G	Wood, ceramic				x		
		Soap dish	104	1950			x		x	G	Ceramic				x		
	Toilet	Paper dispenser	105	1950			x		x	G	Wood, ceramic				x		
	Sink	Soap dishes (2)	106	1950			x		x	G	Ceramic				x		
		Shelf	107	1950	x		x		x	G	Glass shelf				x		
	Door	Coat hook	108	1950		x			x	G		x					
	Mirror	Rosettes (4)	109	1950		x			x	G					x		
111	Southeast wall	Hooks (8)	99	1940	x			x		M					x		
		Hook	110	1940	x			x		G					x		
114	Incinerator door	Hinges (2)	111	1920	x			x		G		x					
		Latch	112	1920	x			x		G		x					
	Elevator door	Hinges (2)	84	1950	x			x		G		x					
		Knobs (2)	113	1950		x			x	G		x					
	Elevator trapdoor	Straps (8)	114	1950	x			x		G		x					
		Bumpers (4)	115	1950			x		x	G	Rubber	x					
115	Upper center cabinet	Hinges (4)	84	1920	x			x		G		x					
		Knobs (2)	116	1920	x		x		x	G	Glass	x					
		Head latches (2)	117	1920	x			x		G		x					
		Hooks (17)	34	1920	x			x		G		x					



128. Cup holder



129. Shelf



130. Cup holder



131. Coat hook



132. Hook



133. Coat rod



134. Hook



135. Double hook



136. Hinge



137. Knob
138. Latch



139. Head Latch



140. Paper dispenser



141. Soap dish



142. Soap dish



143. Rosette



144. Towel rod

Room	Location	Element	Type	Period	Iron	Brass	Other Materia	Painted	Unpainted	Condition	Comments	Preserve	Repair	Replace	Remove	Install	Comments
	Lower center cabinet	Hinges (4)	84	1920	x			x		G		x					
		Knobs (2)	116	1920	x		x		x	G	Glass	x					
		Head latches (2)	117	1920	x			x		G		x					
		Sill latch	117	1920	x			x		G		x					
	Upper south cabinet	Hinges (2)	56	1920	x			x		G		x					
		Knob	116	1920	x		x		x	G	Glass	x					
		Head latch	117	1920	x			x		G		x					
		Sill latch	117	1920	x			x		G		x					
		Hooks (48)	34	1920	x			x		G	One missing	x					
	Lower south cabinet	Hinges (4)	84	1920	x			x		G		x					
		Knobs (2)	116	1920	x		x		x	G	Glass	x					
		Head latches (2)	117	1920	x			x		G		x					
116	Upper center cabinets	Hinges (4)	84	1920	x			x		G		x					
		Outer latch	118	1920		x			x	G		x					
		Inner latch	19	1920		x			x	G		x					
		Hasp and padlock	24	Park	x				x	G					x		
		Hooks (12)	119	1920	x			x		G	Two missing	x					
	Middle "drawer"	Pulls (2)	120	1920		x			x	G		x					
	Lower center cabinet	Hinges (4)	84	1920	x			x		G		x					
		Outer latch	118	1920		x			x	G		x					
		Inner latch	19	1920		x		x		G		x					
	Southwest wall	Towel rod	121	1920	x		x		x	F	Missing glass rod				x		
		Splash plate	122	1960			x		x	G	Stainless steel				x		
	Northeast wall	Heat register	123	1920	x			x		G		x					
202	Bathtub	Towel rod	121	1920	x		x		x	G	Glass rod				x		
		Soap holder	124	1920	x				x	G					x		
		Shower curtain rod	125	1920	x				x	F					x		
		Shower curtain hook	126	1920	x				x	G					x		
	Large sink	Shelf	127	1920	x		x		x	G	Glass shelf				x		
		Cup holder	128	1920	x				x	G					x		
	Small sink	Shelf	129	1920	x		x		x	G	Glass shelf				x		
		Cup holder	130	1920	x				x	G					x		
	Doors	Coat hooks (2)	131	1920	x				x	G					x		
		Hook	132	1920	x				x	G					x		

Room	Location	Element	Type	Period	Iron	Brass	Other Material	Painted	Unpainted	Condition	Comments	Preserve	Repair	Replace	Remove	Install	Comments
203	Southwest wall	Hooks (2)	101	1920	x			x		F	Rusting				x		
204	Northeast wall	Hooks (2)	101	1920	x			x		F	Rusting				x		
206	Doorway	Coat rod	133	1920	x				x	G					x		
207	Northeast wall	Hook	101	1920	x				x	F	Rusting				x		
	Northwest wall	Hook	101	1920	x				x	F	Rusting				x		
208	Northwest wall	Hook	101	1920	x				x	F	Rusting				x		
	All walls	Hooks (9)	134	1920	x				x	F	Rusting				x		
	Closet	Coat rod	133	1950	x				x	M					x		
		Double hook	135	1950		x			x	G					x		
209	Closet	Hinges (4)	136	1950	x				x	G		x					
		Knobs (2)	137	1950	x				x	G		x					
		Latch	138	1950		x			x	F		x					
		Head latch	139	1950		x			x	F		x					
	Toilet	Paper dispenser	140	1950			x		x	G	Ceramic, plastic	x					
	Sink	Soap dish	141	1950			x		x	G	Ceramic	x					
		Soap dish	142	1950			x		x	G	Ceramic	x					
		Shelf	107	1950	x		x		x	G	Glass shelf	x					
	Mirror	Rosettes (4)	143	1950		x			x	G		x					
	General	Towel rods (3)	144	1950	x		x		x	G	Ceramic brackets	x					
		Towel loop	145	1950	x		x		x	G	Plastic loop	x					
		Coat hook	146	1950	x				x	G		x					
		Coat hook	147	1950	x				x	G		x					
211	Overmantel	Hook	101	1920	x	x			x	F	Rusting					x	
	All walls	Hooks (8)	134	1920	x				x	F	Rusting					x	
	Floor	Door bumper	148	1950		x	x		x	F	Rubber tip missing					x	
	Upper cabinet	Hinges (4)	84	1920	x			x		G		x					
		Knobs (2)	116	1920	x		x		x	G	Glass	x					
		Inner latches (2)	149	1920	x			x		G		x					

Room	Location	Element	Type	Period	Iron	Brass	Other Materia	Painted	Unpainted	Condition	Comments	Preserve	Repair	Replace	Remove	Install	Comments
	Lower cabinet	Hinges (4)	85	1920	x			x		G		x					
		Lockware	150	1920	x		x		x	G	Glass knobs	x					
		Clothes rods (2)	151	1920			x	x		G	Wood	x					
		Drawer pulls (2)	152	1920		x			x	G		x					
212	Bathtub	Towel rod	153	1950	x				x	G					x		
		Soap holder	124	1920	x				x	F					x		
		Shower curtain rod	125	1920	x				x	F					x		
		Shower curtain hook	126	1920	x				x	G					x		
	Large sink	Shelf	127	1920	x		x		x	G	Glass shelf				x		
		Soap holder	154	1920	x				x	P	Removed, bent				x		
		Cup holder	128	1920	x				x	G					x		
		Odd piece	155	1920	x				x	F	Removed				x		
	Small sink	Cup holder	128	1920	x				x	G					x		
		Shelf	129	1920	x		x		x	F	Glass shelf				x		
	General	Coat hooks (2)	131	1920	x				x	G					x		
		Hook	132	1920	x				x	G					x		
213	Toilet	Paper dispenser	156	1950	x		x		x	F	Plastic rod				x		
	Door frame to 210	Coat hook	132	1920	x				x	G					x		
214	All walls	Hooks (9)	134	1920	x				x	F	Rusting				x		
003	Northwest wall	Hooks (4)	157	1920	x				x	G					x		
N.E. Portico	Balcony step	Hinges (2)	158	1920	x			x		G					x		



145. Towel loop



146. Coat hook



148. Door bumper



149. Inner latch



150. Lockware



151. Clothes rod



152. Drawer pull



153. Towel rod



154. Soap dish



155. Odd piece



156. Paper dispenser



157. Hook



158. Hinge

Appendix V - 1934 Historic American Buildings Survey Drawings

In March of 1934 three sheets of measured drawings of Grey Columns were prepared under the direction of the Historic American Buildings Survey. Consistent with HABS philosophy of the period, the building was drawn much as the draftsmen though that William Varner might have intended it to be built. Thus, the drawings contain a number of deviations from the building as it actually appeared in 1934. The most notable deviation was the omission of the rear wing which then existed, but was ignored because it did not date from the original construction of the house. Specific deviations occurring on the sheets themselves are as follow:

Sheet 1. The doorways opening between the front hall and parlor and the living room were not single-swinging, narrow doorways as drawn, but wide doorways dating from the original construction with pairs of french doors dating from the 1920's. This is also true for the doorway between the parlor and the dining room. Windows were drawn in the southwest wall of the dining room and its closet where, in 1934, single-swinging doors led into the wing breakfast room. The two second floor bathrooms dating from the 1920's were omitted on that plan, although their walls dated from the original construction. The anteroom and closet of the rear bedrooms were also deleted, although they, too, dated from the original construction. A fictional door and sidelights were drawn opening onto the balcony and the doorway opening to the rear sleeping porch was omitted in favor of a window, which may have been part of the original construction.

Sheet 2. The southwest elevation is conjectural. By 1934 the rear wing covered much of this elevation. The rear doorway is inaccurate. Surviving photographs of the doorway prior to the rear wing construction reveal a simpler door with a plain wood stopp and plain wood steps. The cast iron vent grilles in the northwest and southwest foundation walls are entirely fictional, having no basis in reality. Because the northeast elevation does contain vent grilles, the draftsmen probably assumed that all elevations originally contained them, which is not true. The front balcony railing is cast iron, not wrought iron as shown on the northwest elevation. The window and doorway sills and lintels are cast iron and not wood as indicated on the elevations, with the exception of the front balcony door lintel which, indeed, is wood. The roof was originally covered with standing seam sheet metal and not wood shingles as indicated by the northwest elevation note. The cupola walls are of frame construction covered with sheet metal and not of masonry as indicated on the southwest elevation. The roof is steeper than it was drawn.

Sheet 3. The details are generally accurate with a few exceptions. The exterior window view omits the cast iron lintel. The fireplace is not typical, but is located only in the two parlors. The first floor window, northeast elevation, also occurs on the first floor facing the northwest

and southeast porticoes. The first floor window, southwest elevation, also occurs throughout the second floor of the main portion of the house and at the southeast and northwest elevations of the first floor not facing the porticoes.

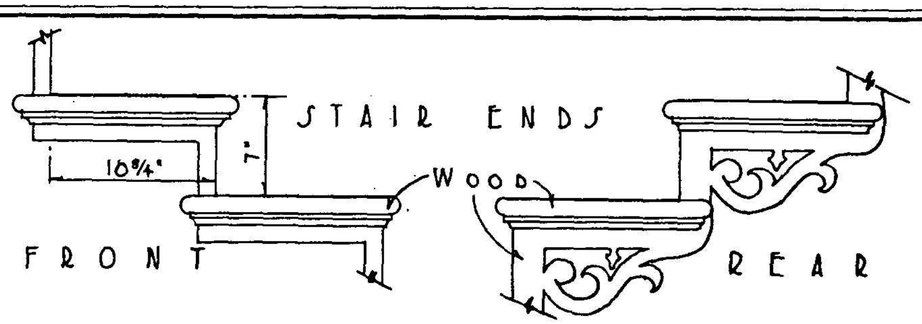

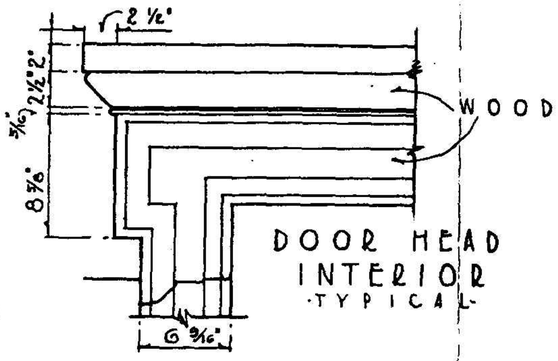

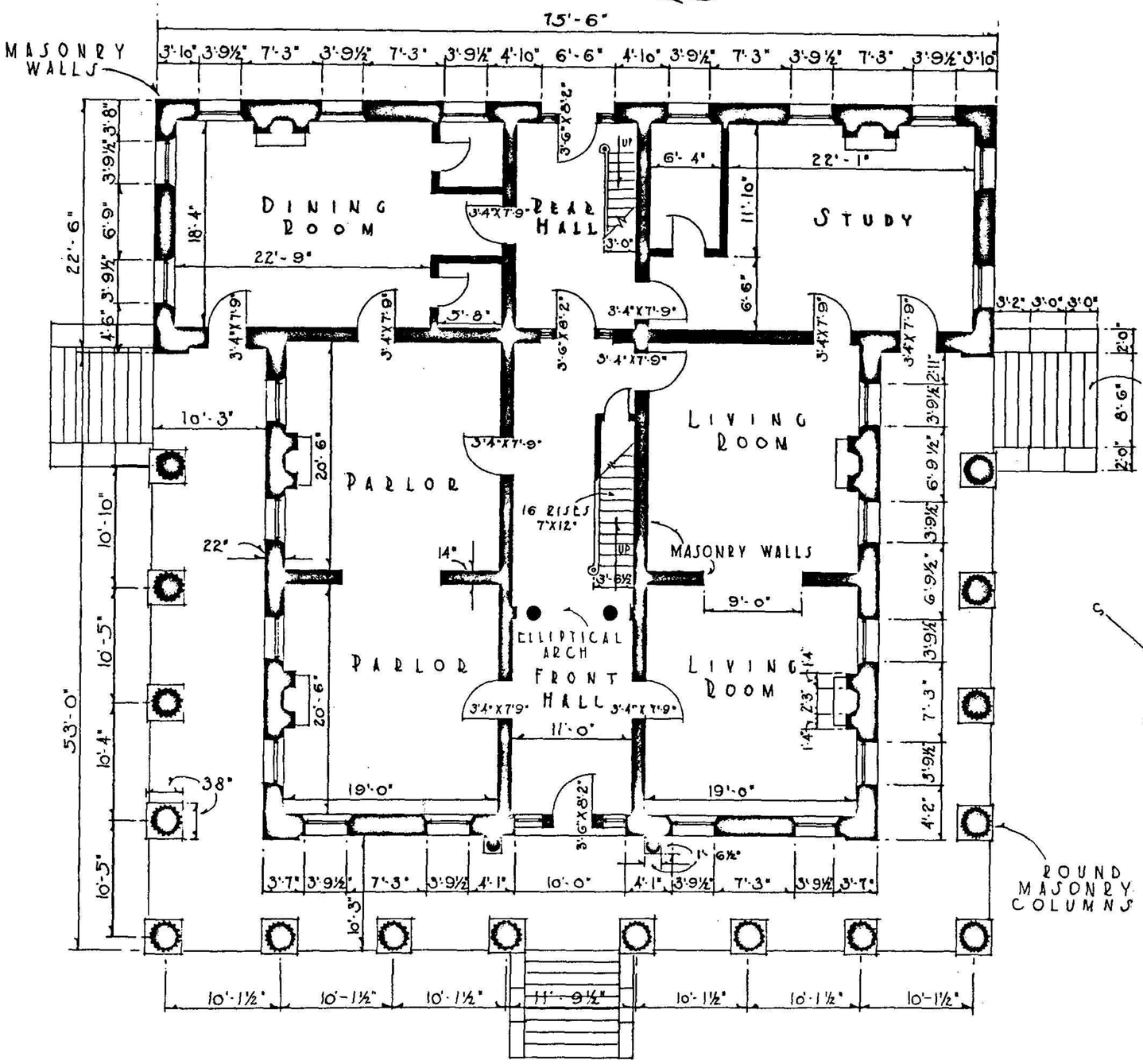

FIRST FLOOR PLAN

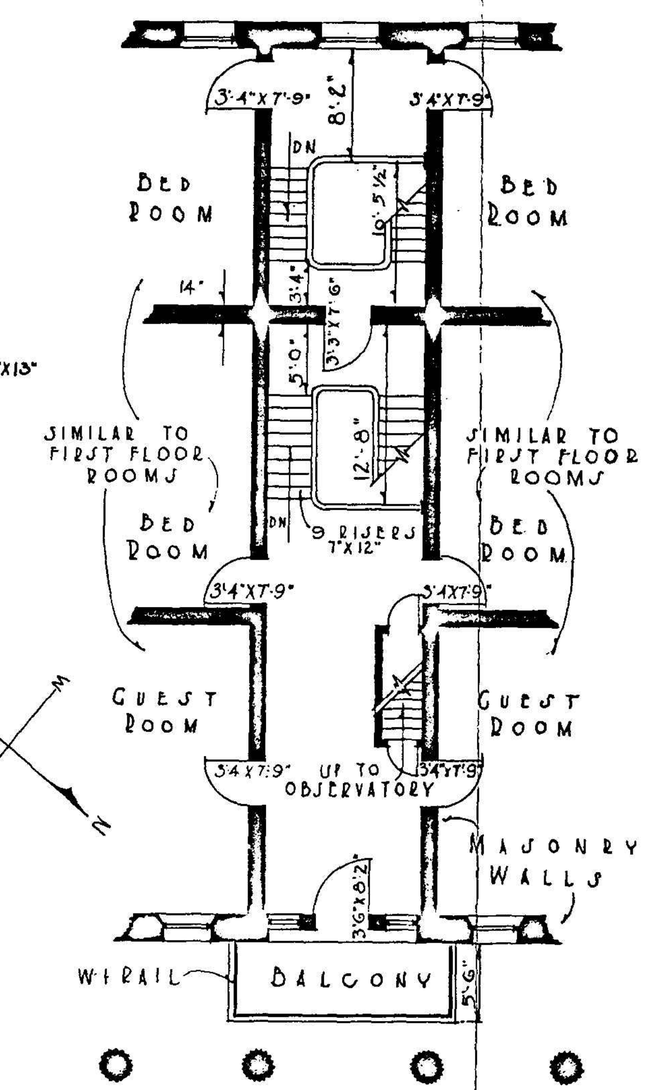

SECOND FLOOR PLAN

SCALES

0 6 12 FEET — PLANS

0 6 12 24 INCHES — DETAILS

METRIC

CHAS. L. HENDRICK. DEL.

U.S. DEPARTMENT OF THE INTERIOR OFFICE OF NATIONAL PARKS, BUILDINGS, AND RESERVATIONS BRANCH OF PLANS AND DESIGN	NAME OF STRUCTURE VARNER · ALEXANDER HOUSE · TUSKEGEE · MACON CO · ALA	SURVEY NO. 16-543 3-6-34	HISTORIC AMERICAN BUILDINGS SURVEY SHEET 1 OF 3 SHEETS	INDEX NO.

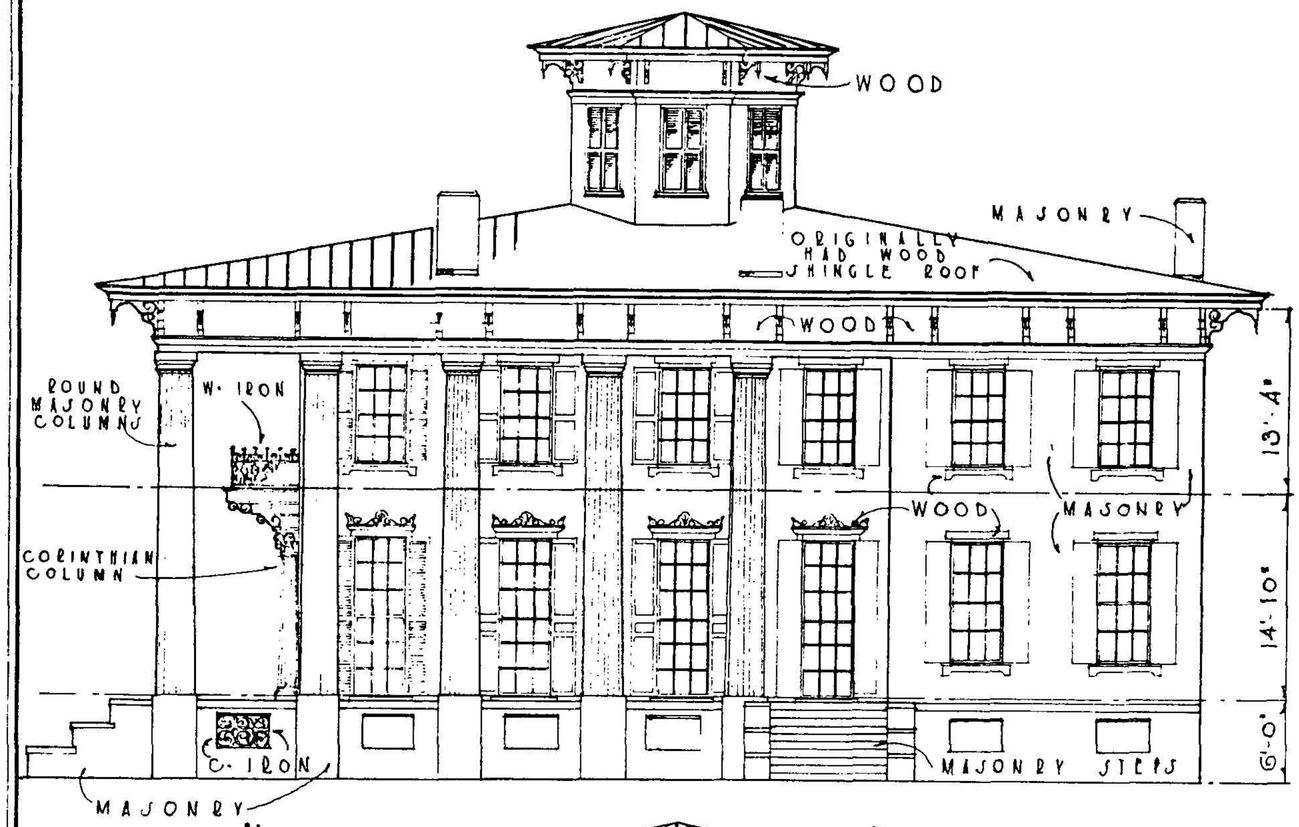

NORTHWEST ELEVATION

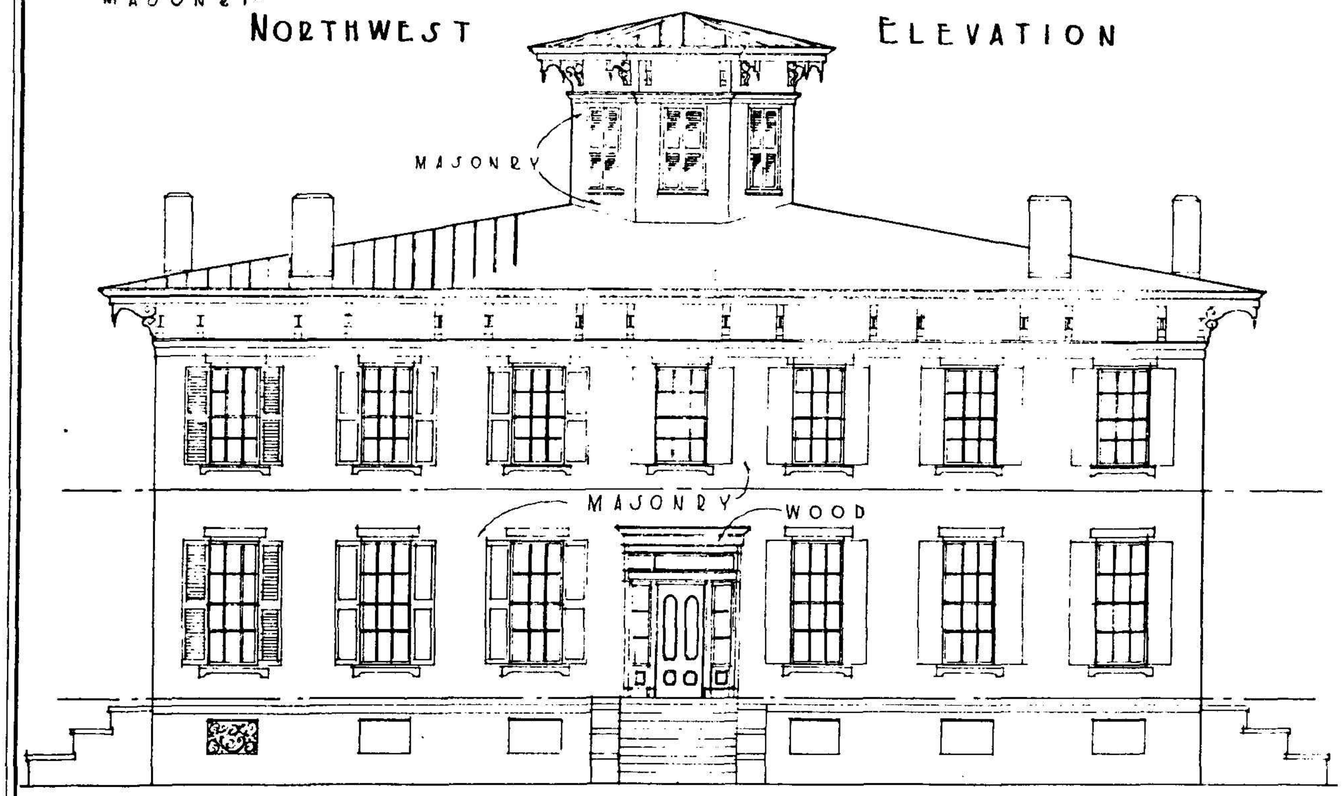

SOUTHWEST ELEVATION

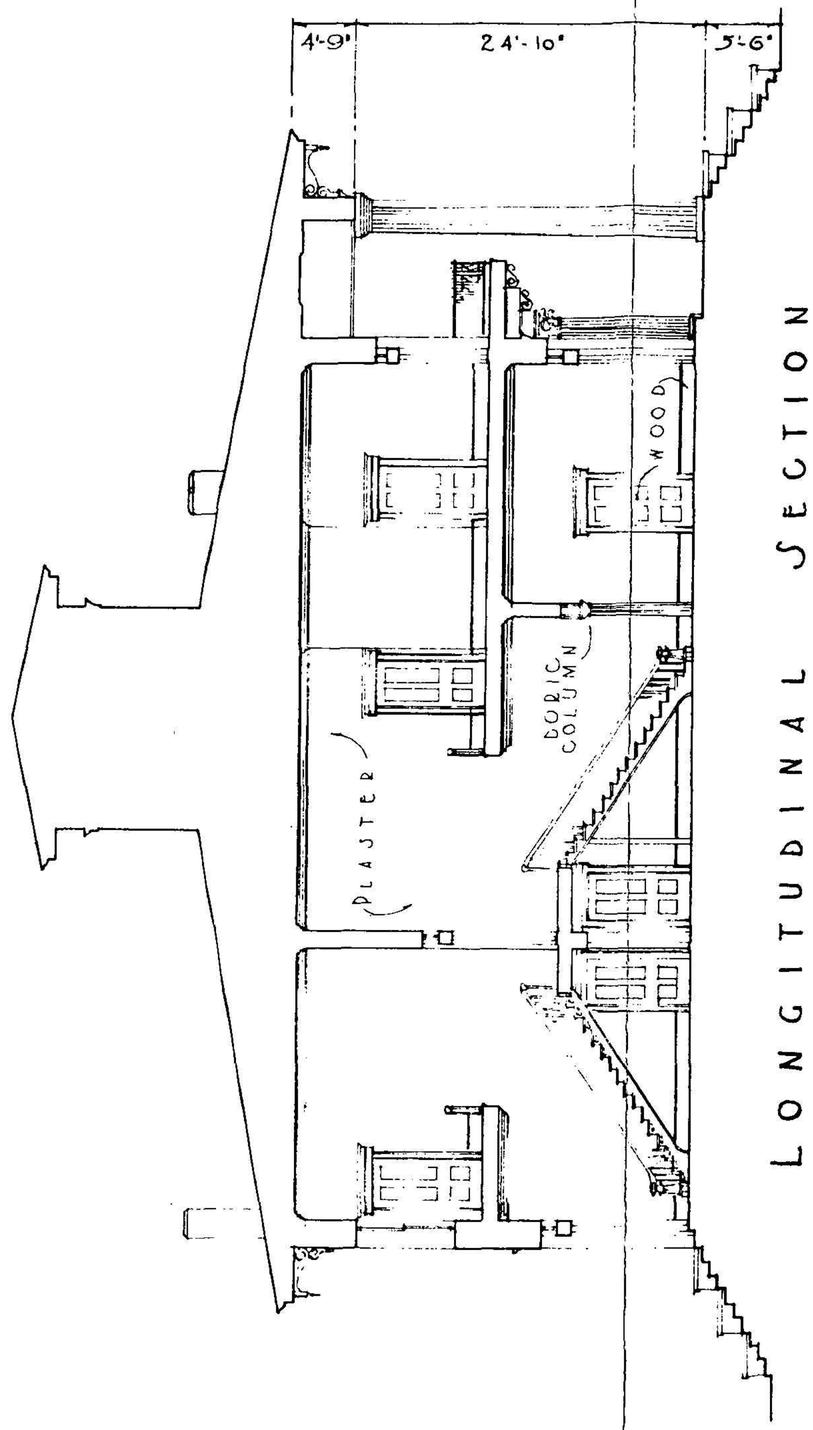

LONGITUDINAL SECTION

SCALES

0 5 10 15 30 FEET

ELEVATIONS AND SECTION

0 5 10

METRIC

CHAS·L·HENDRICK·DEL·

U.S. DEPARTMENT OF THE INTERIOR
OFFICE OF NATIONAL PARKS, BUILDINGS, AND RESERVATIONS
BRANCH OF PLANS AND DESIGN

NAME OF STRUCTURE
VARNER-ALEXANDER HOUSE - TUSKEGEE - MACON CO - ALA.

SURVEY NO
16-543
3-6-34

HISTORIC AMERICAN BUILDINGS SURVEY
SHEET 2 OF 3 SHEETS

INDEX NO.

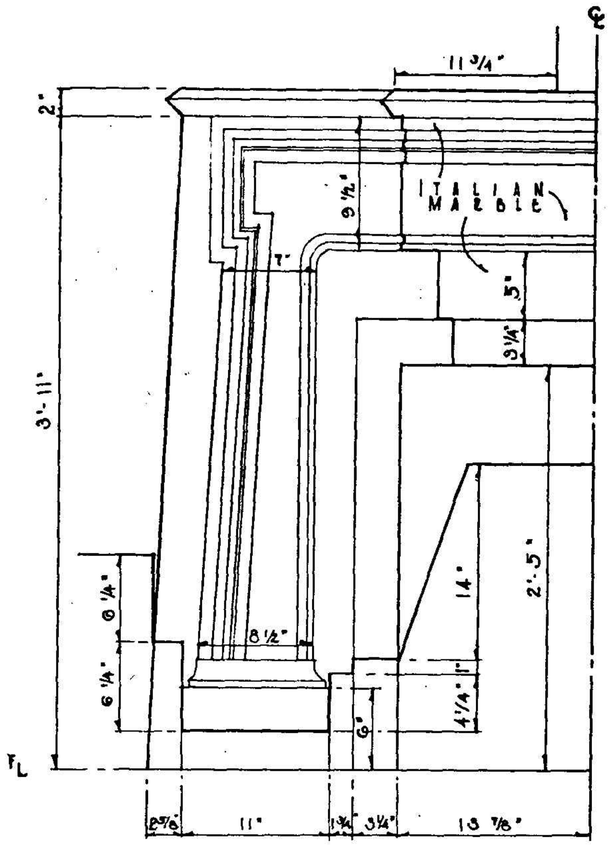

TYPICAL FIRST FLOOR FIREPLACE

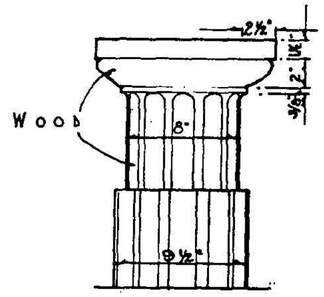

DORIC COLUMN
FIRST FLOOR HALL

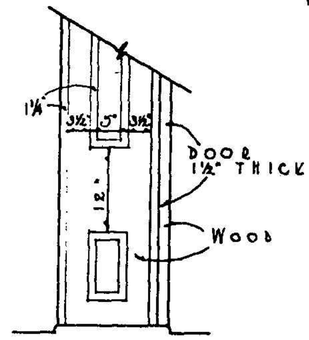

DOOR FACING

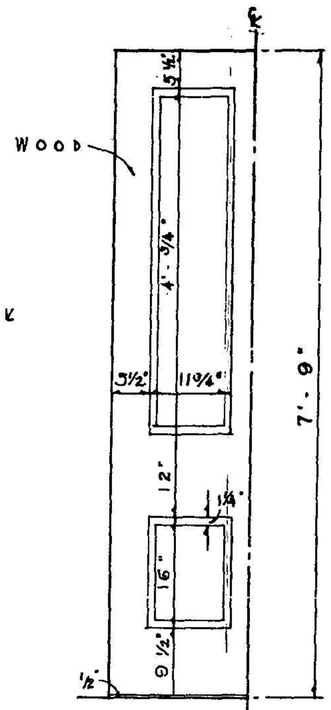

TYPICAL DOOR

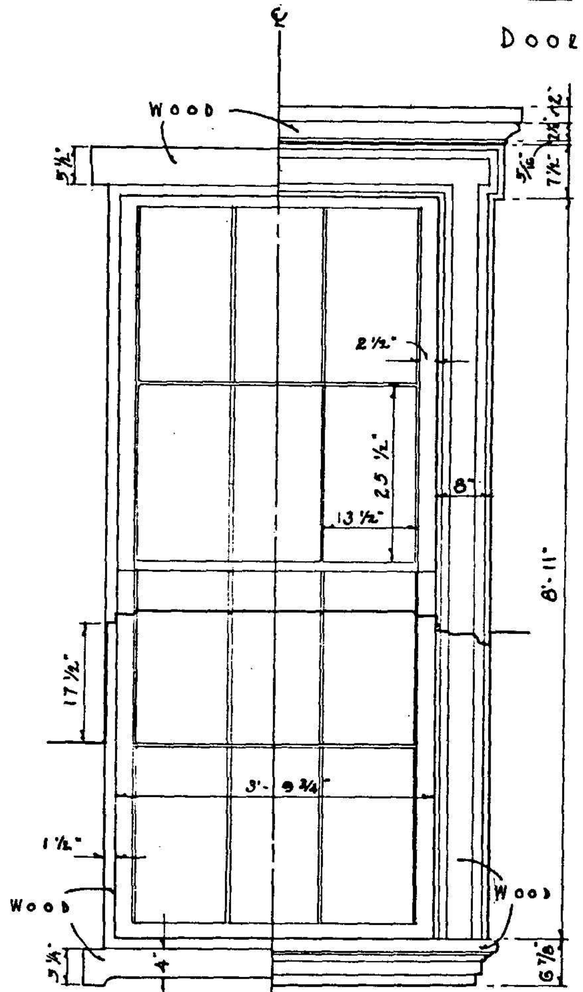

EXTERIOR FIRST FLOOR WINDOW SOUTHWEST ELEVATION

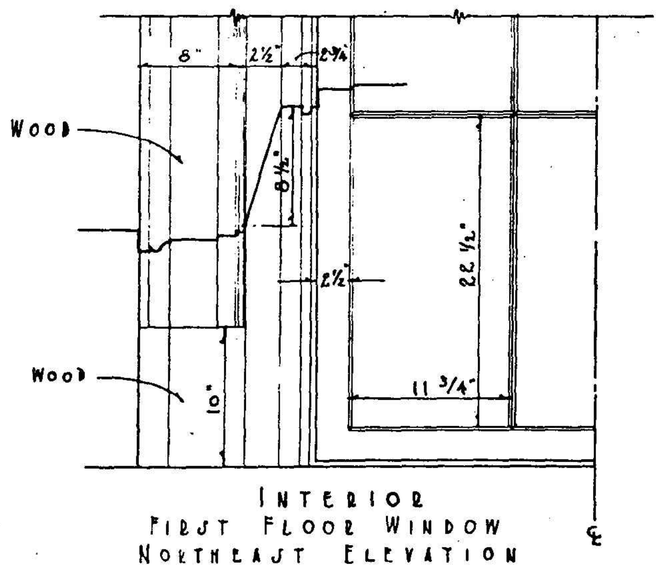

INTERIOR
FIRST FLOOR WINDOW
NORTHEAST ELEVATION

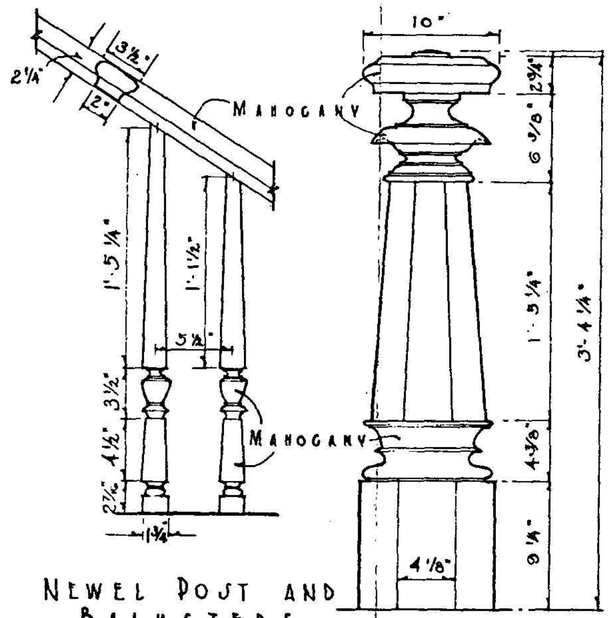

NEWEL POST AND BALUSTERS

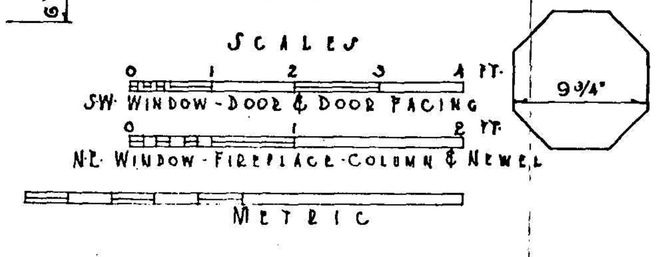

CHAS. L. HENDRICK - DEL -

U.S. DEPARTMENT OF THE INTERIOR OFFICE OF NATIONAL PARKS, BUILDINGS, AND RESERVATIONS BRANCH OF PLANS AND DESIGN	NAME OF STRUCTURE VARNER-ALEXANDER HOUSE - TUSKEGEE - MACON CO - ALA.	SURVEY NO. 16-543 3-6-34	HISTORIC AMERICAN BUILDINGS SURVEY SHEET 3 OF 3 SHEETS	INDEX NO.

As the nation's principal conservation agency, the Department of the Interior has basic responsibilities to protect and conserve our land and water, energy and minerals, fish and wildlife, parks and recreation areas, and to ensure the wise use of all these resources. The department also has major responsibility for American Indian reservation communities and for people who live in island territories under U.S. administration.

Publication services were provided by the graphics staff of the Denver Service Center. NPS 1604