

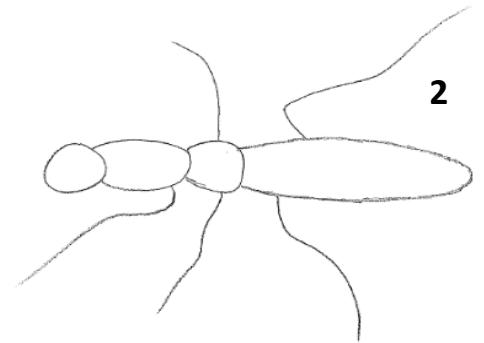
How to Draw an Oregon Caves National Monument and Preserve Grylloblattid

Grylloblattids are special creatures to Oregon Caves National Monument and Preserve as we have a few species and they have been helpful in dating the age of the cave! We even have a cave adapted species that would not be found anywhere else in the world, meaning that it is an endemic, or special organism to our cave. They are otherwise known as Rock and Ice Crawlers preferring these colder climates. They prefer the colder habitats so much that they could die from a single touch of your warm fingers. They appear paler in their younger, juvenile stage but get darker as adults. Use these steps to draw one and keep an eye out for one on your next tour through the cave.

1

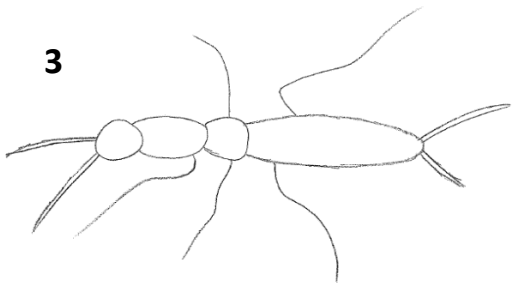


1. To start your grylloblattid alternate between two circles and two ovals.
2. Grylloblattids scurry around in the cave so add in the first feelers of some legs.
3. Critters need to feel in the dark of the cave so add some forward and back antennae.
4. Finish up those legs so the grylloblattid can get around the marble rock in the passages.

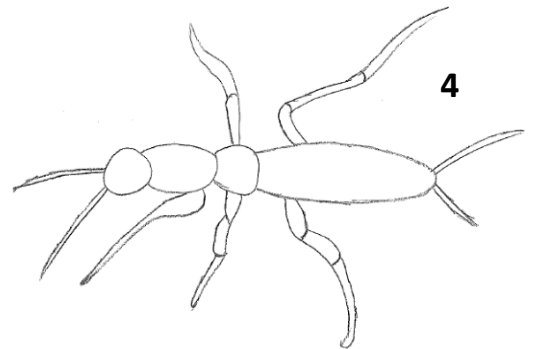


2

3

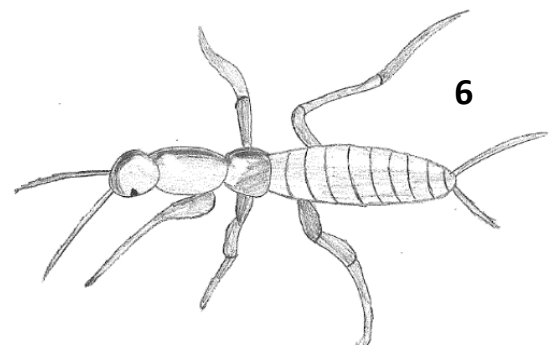
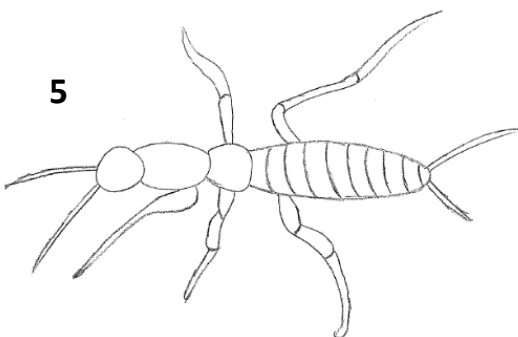


5. Add some body segments to the critter you've got.
6. Do some shading, adding some last-minute details. Add an eye as well because they do need them in the dark after all.



4

5



6