

Culturally Affiliated Native American Human Remains Not Published in Notices

Report prepared by Katherine H. Maas
George Washington University
National NAGPRA Intern
12 December 2008

Introduction:

This report is intended to illuminate the circumstances surrounding a population of Native American human remains in museum and Federal agency collections across the United States that are still separated from their people.¹ The remains of the 1,095 individuals discussed in this report have been culturally affiliated, but have not yet been published in notices of inventory completion, the critical step in the process of repatriation under the Native American Graves Protection and Repatriation Act (NAGPRA). Through this report, the National NAGPRA Program hopes to encourage a satisfactory resolution in the cases of these 1,095 individuals, and to create a format for future National NAGPRA Program reports on the status of additional Native American human remains in institutional collections.

Background:

The purpose of the inventories of Native American human remains and associated funerary objects (AFOs) required under NAGPRA (see 43 C.F.R. §10.9²) is to “facilitate repatriation by providing clear descriptions of human remains and associated funerary objects and establishing the cultural affiliation between these objects and present-day Indian tribes and Native Hawaiian organizations” (43 C.F.R. §10.9.a). Museums and Federal agencies with Native American collections were required to research their collections, consult with potentially related present-day Native American tribes, and create a comprehensive inventory of those human remains and their associated funerary objects that were deemed to be culturally affiliated to a tribe or tribes.³ NAGPRA then requires the publication of a notice of inventory completion (NIC) in the Federal Register within six months of the completion of the institutional inventory. The NIC is the official notification to tribes that a museum or agency holds human remains and AFOs, that a decision of cultural affiliation has been made, and that the right of the tribe to request repatriation is established. Therefore, those Native American human remains for whom decisions of cultural affiliation have been made, but for whom no notice has been published, are unable to be repatriated—in contravention of NAGPRA.

Report Content:

The data compiled for this report consist of presently available electronic inventory records of culturally affiliated human remains that have not yet been published in NICs.⁴ The data were collected from the National NAGPRA Program electronic inventories database, which contains, at this time, only a percentage of the entire population of affiliated inventory records. The National NAGPRA Program holds complete paper inventory files from each institution that has

¹ This report uses the term “museum” to denote any entity that is not a federal agency, while “institution” is used to denote all museums and Federal agencies. The breaking down of “museums” into type (university, historical society, other agency) and level (local, state, federal) is a topic worthy of an additional report.

² A copy of the law, as well the most recent updates to the accompanying regulations and definitions of the language used in the law, is available at <http://www.nps.gov/nagpra/MANDATES> (accessed 12 December 2008).

³ Further information on determining cultural affiliation is available at http://www.nps.gov/nagpra/TRAINING/Cultural_Affiliation.pdf (accessed 12 December 2008).

⁴ For this report, data were collected only on human remains, not on any AFOs that may have accompanied them. The presence or absence of AFOs is worthy of separate study.

submitted an inventory, however, many of the data in these paper files were not entered into the electronic database in the first years of the program. Until a public access database of information in culturally affiliated inventories is complete, these records are entered into the electronic inventories database when an institution is preparing to submit an NIC, including when a set of remains that had previously been designated culturally unidentifiable (CUI) becomes affiliated. The data compiled for this report, therefore, represent only a small portion of the overall population of affiliated human remains extant in institutional collections.

This report discusses only the culturally affiliated inventory records that were entered into the electronic inventories database as of 30 September 2008. A search of the electronic database was performed for inventory records that were marked “affiliated,” but that did not have a link to an NIC. Each record from this initial search was double checked to ensure that it was accurate as of 30 September 2008, and any necessary updates were made. The electronic database search was then run again, and a final report was created (see Appendix A). The records represented here are those that could be accessed through the electronic database for the purpose of an initial study, but as stated above, they are still only a portion of the culturally affiliated Native American human remains in institutional collections that are not in notices. Ideally, the method applied in this study should be repeated upon completion of the culturally affiliated database.

Institutions on this list are not necessarily delinquent or performing their NAGPRA duties poorly. An institution with a large collection of Native American human remains that has consulted with tribes to affiliate the majority of their collection, but has not finalized notices for all of those remains, would appear on the list, while an institution that listed all Native American human remains in their collection as culturally unidentifiable would not be listed. In some cases, institutions are currently working on publishing a notice, and may be close to doing so. In some cases the determination of control of the remains, which will indicate the institution with responsibility for publishing the notice, is in question. Museums may be repositories for remains collected by Federal agencies, and have possession, requiring them to submit a NAGPRA inventory, when the remains may not be under their control. Further consultation with appropriate tribes may have been attempted prior to the publishing of a notice, particularly when consultation did not precede the submission of the inventory. Records may not have been updated in the National NAGPRA Program database, and dissemination of this report can be a vehicle for institutions to update program information. Eventually, the data in the National NAGPRA Program electronic databases will be cross referenced, making updating the entries much easier and reliable. Nonetheless, the study population, to the extent information exists, gives an accurate picture of Native American individuals that have been culturally identified, but that are not eligible for repatriation because they have not been published in a notice.

Report Outline:

The report will commence with a discussion of the overall data (Appendix A), followed by a breakdown of the records of Federal agencies and museums (Appendices B and C, and Figures 1–3), and a brief discussion of these unpublished numbers in relation to the entire number of affiliated human remains in the National NAGPRA Program electronic inventories database (Figures 4–5). The third section will focus on a breakdown of institutions by state and region of the country (Appendices D and E, and Figures 6–10). The conclusion will address issues for further research.

Section 1: Overall Data

Appendix A is a list of the 48 institutions (Federal agencies, museums, historical societies, local agencies, university collections) with culturally affiliated Native American human remains that have not been included in published notices. The list was compiled from the records in the National NAGPRA Program electronic database that are marked “affiliated,” but which contain no links to a published notice from the Federal Register. The initial search of the National NAGPRA Program inventories databases yielded many more records than what remain on this final list. The information from each record on that initial list was run through the National NAGPRA Program notice database (to confirm that remains matching the descriptions in the records had not been published); through the public notices database (which is searchable by keyword); and against the other inventory records for the institution in question (to confirm that duplicate inventory records did not exist for a given set of remains). These procedures removed some records from the initial list: some remains had been published in notices, but the notice number had not been linked to the inventory record; some remains had been reclassified as CUI; and in some cases, updated information for the inventory records was uncovered, and the records were corrected. The final list of 48 institutions is as accurate a list as the author was able to create with the information available.

Appendix A:

Appendix A includes the name and state of the institution, the total number of affiliated MNI in its inventory, the total number of affiliated MNI published in notices, and (the goal of this study) the number of affiliated MNI not published in notices.⁵ The number of affiliated MNI in an institution’s inventory records is included to indicate the scale of an institution’s affiliated remains: an institution that has only four affiliated MNI, none of which is published, is in a different situation from an institution with 100 MNI, none of which is published.⁶ Institutions’ success with publishing notices clearly varies across the spectrum.

It is clear from Appendix A that institutions have greatly varying numbers of human remains that have been culturally identified (see Andrew Kline’s report to the NAGPRA Review Committee, “Who Are the Culturally Unidentifiable?,” for a discussion of how cultural affiliation is, and is not, established).⁷ There may be a number of circumstances surrounding each individual institution and each set of remains that vary enormously, although for this study, the focus is on the number of individuals for whom a decision of cultural affiliation has been made, as seen in Appendix A.

Section 2: Federal Agencies vs. Museums

Federal agencies and museums were not separated completely for the purposes of this study because there may be interdependent issues of possession and control (remains might be in the control of Federal agencies but in the possession of non-Federal repositories); in some cases NICs are published jointly, inexorably linking two different institutions; similarly, inventories might overlap.

⁵ MNI means “minimum number of individuals,” i.e., the smallest number of individuals that could be present in a set of human remains. For example, if a set of human remains included two left femurs (thigh bones), the MNI would be two; a right femur from a child and a skull from an adult would also mean an MNI of two.

⁶ Appendix A does not indicate the number of culturally unidentified human remains that an institution holds. The comparison of affiliated and unidentified Native American human remains, by institution and region, could be a separate study. The ramifications of this question will be addressed in the conclusion below.

⁷ Andrew Kline, “Who Are the Culturally Unidentifiable?,” 22 March 2007, Report to the NAGPRA Review Committee, Presented 19 April 2007 (available at <http://www.nps.gov/nagpra/REVIEW/reports>).

Appendices B and C:

Appendices B and C break down the records from Appendix A into records from Federal agencies (Appendix B) and from all other institutions on the list (Appendix C). Of the 48 institutions on the complete list, 18 are Federal agencies; the remaining 30 are museums, historical societies, university collections, or local agencies. Of the 1,095 culturally affiliated MNI that are not published in notices, 678 are in Federal agencies; the remaining 417 are in museums. Figure 1 illustrates these numbers.

Museums represent 63% of the 48 institutions that hold culturally affiliated human remains that are not published in notices, but they hold only 38% of the corresponding MNI (see Figures 2 and 3), indicating that the culturally affiliated human remains that are not published in notices are not distributed evenly across the institutions that hold them. A little more than one-third of the institutions in Appendix A (the Federal agencies) hold close to two-thirds of the culturally affiliated MNI that are not published in notices.

Figure 1: Number of Federal agencies and museums that hold culturally affiliated human remains that are not published in notices, and the corresponding MNI.

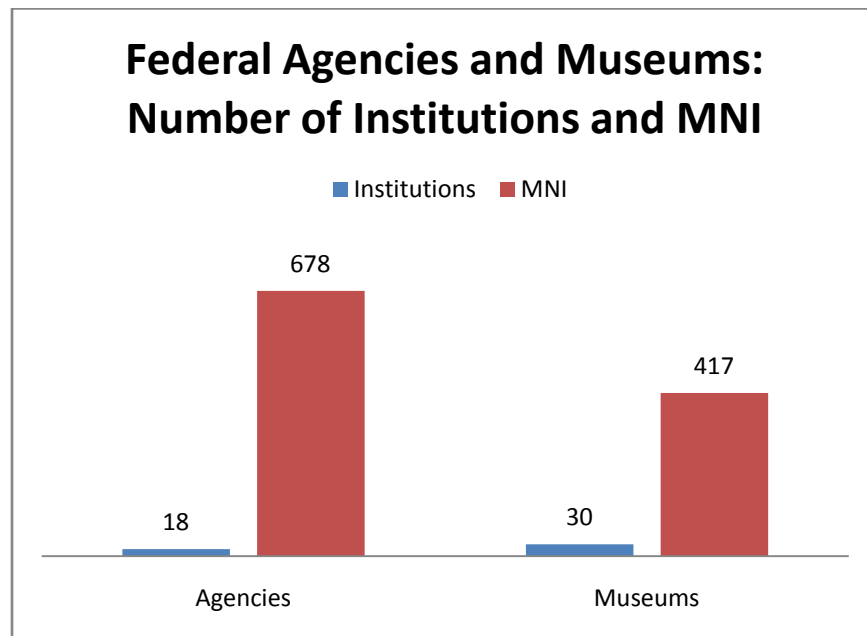


Figure 2: Federal agencies and museums as a percentage of the total number of institutions with culturally affiliated human remains in inventories that are not yet published in notices.

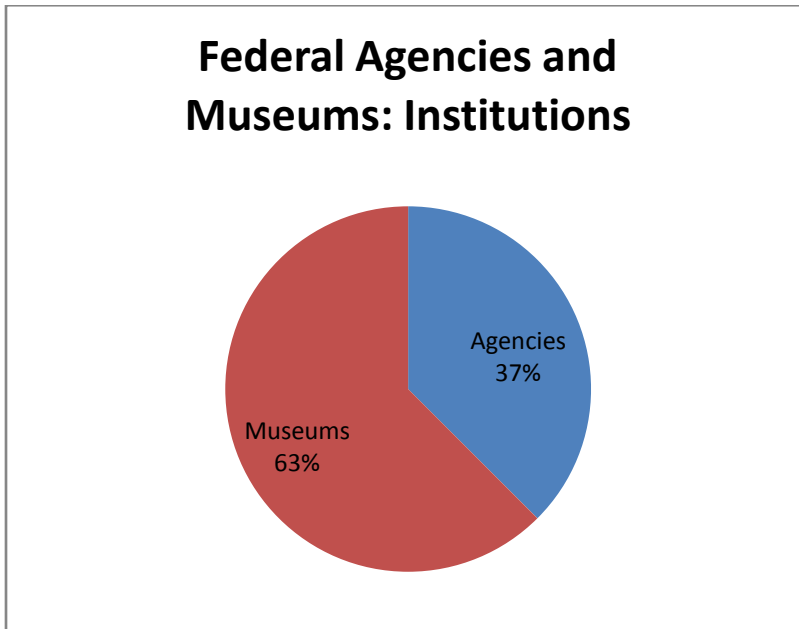
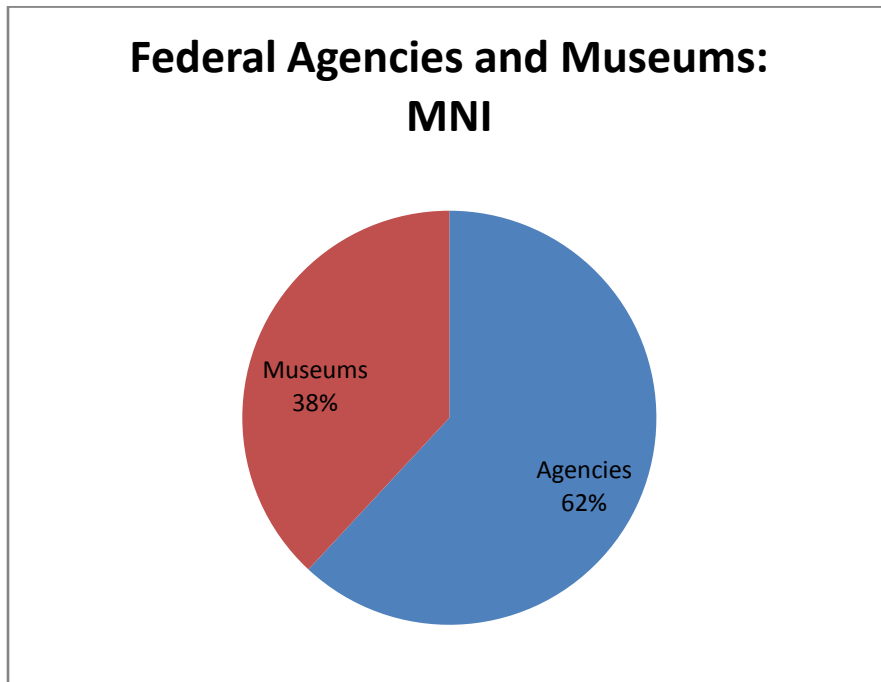


Figure 3: MNI in Federal agencies and museums as percentage of the total culturally affiliated MNI not yet published in notices.



How do these numbers of unpublished culturally affiliated Native American MNI compare to the *total* number of affiliated Native American MNI in institutional collections across the country? As of the publishing of this report, 33,244

MNI are listed as affiliated in the National NAGPRA Program electronic inventories database.⁸ 13,900 of those are (or were) in Federal agency collections, and the remaining 19,344 are (or were) held by museums. Thus, the number in Appendix A represent only 3.3% of all culturally affiliated Native American human remains associated with institutional collections (the 678 unpublished MNI in Federal collections represent 4.9% of all culturally affiliated remains in Federal agency collections; the 417 unpublished MNI in museum collections represent 2.2% of all culturally affiliated Native American human remains in museums).

How do these numbers of *total* culturally affiliated Native American individuals (including those published in notices) spread out across Federal agencies and all other institutions? As Figure 4 illustrates, 58% percent of all culturally affiliated MNI (culturally affiliated remains published and not published) are associated with museums, with the remaining 42% associated with Federal agencies.

Figure 4: Percentage of culturally affiliated Native American MNI in Federal agency and museum collections out of the total culturally affiliated Native American MNI.

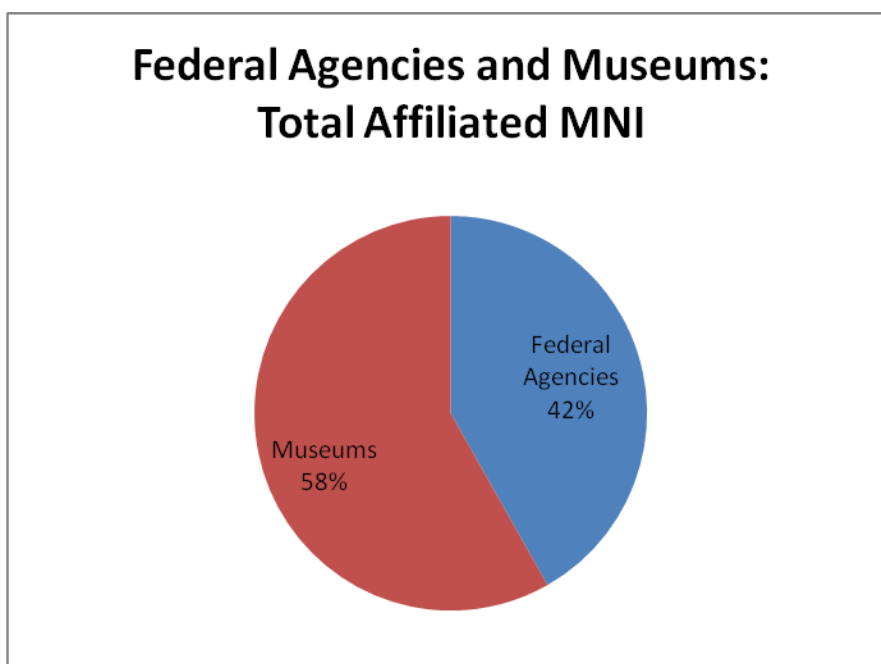
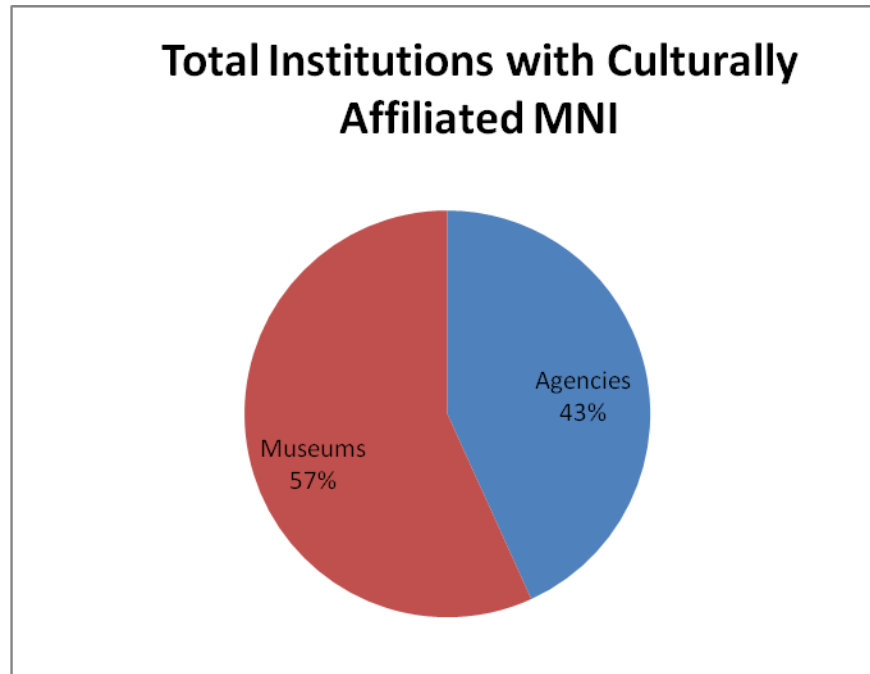


Figure 5 shows that 57% of the institutions with these culturally affiliated Native American human remains are museums, with Federal agencies making up the other 43%.

⁸ Each of the National NAGPRA Program electronic databases is being updated as more information becomes available, so the totals listed here change frequently.

Figure 5: Percentage of Federal agencies and museums with culturally affiliated Native American MNI out of the total number of institutions that are associated with culturally affiliated MNI.



These data demonstrate that while Federal agencies represent 43% of total institutions that are associated with culturally affiliated Native American MNI (Figure 5) and 37% of the 48 institutions in Appendix A that hold culturally affiliated human remains that have not yet been published in inventories (Figure 2), they hold 62% of those culturally affiliated MNI that are not published in notices (Figure 3)—despite being associated with only 42% of all culturally affiliated human remains overall (both published and unpublished) (Figure 4). This indicates that a small number of Federal agencies are holding more than a proportional amount of the culturally affiliated remains that have not been published in notices.

Section 3: Breakdown by States and Regions

A perusal of the data in Appendix A will reveal that certain states hold more institutions with culturally affiliated Native American individuals, while some states (29, plus the District of Columbia) are not represented on the list at all. The records from Appendix A are organized by state in Appendix D. The fact that fewer than half of all the states in the country are represented in Appendix D can be explained by: incomplete data, that some states do not have repositories with Native American human remains, or all Native American human remains possessed are designated as culturally unidentifiable, or a combination of factors.

While acknowledging the incomplete nature of the data set available to the author, relevant patterns in the data are still discernable: Appendix E organizes the state records by region of the country in an illuminating manner. Figures 6–8 illustrate these patterns further.⁹

⁹ For ease of reference, the breakdown of states by region is as follows:
Midwest: Illinois, Indiana, Iowa, Michigan, Minnesota, Missouri, Ohio, Wisconsin
West: Alaska, Arizona, California, Hawaii, Idaho, Nevada, Oregon, Utah, Washington
Page | 7

Figure 6: Number of institutions with culturally affiliated Native American human remains in inventories but not published in notices, and the corresponding numbers of MNI, by region.

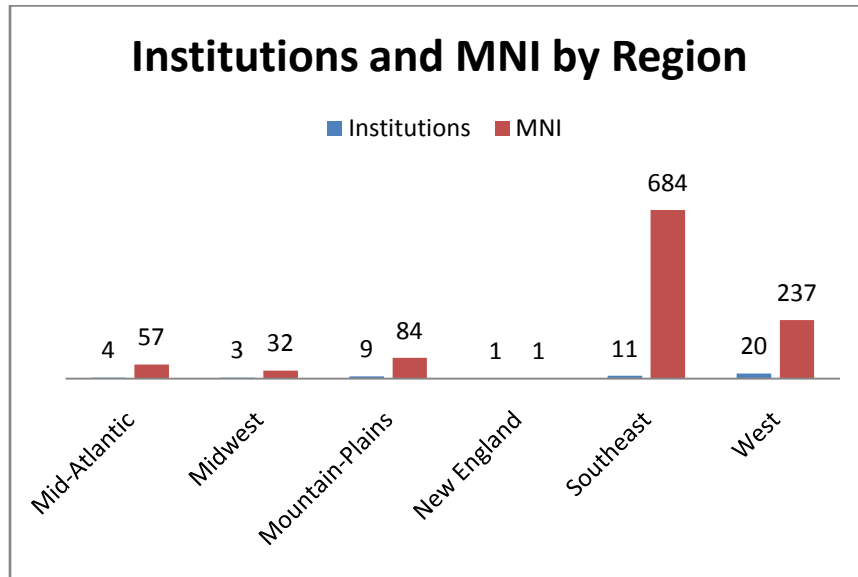
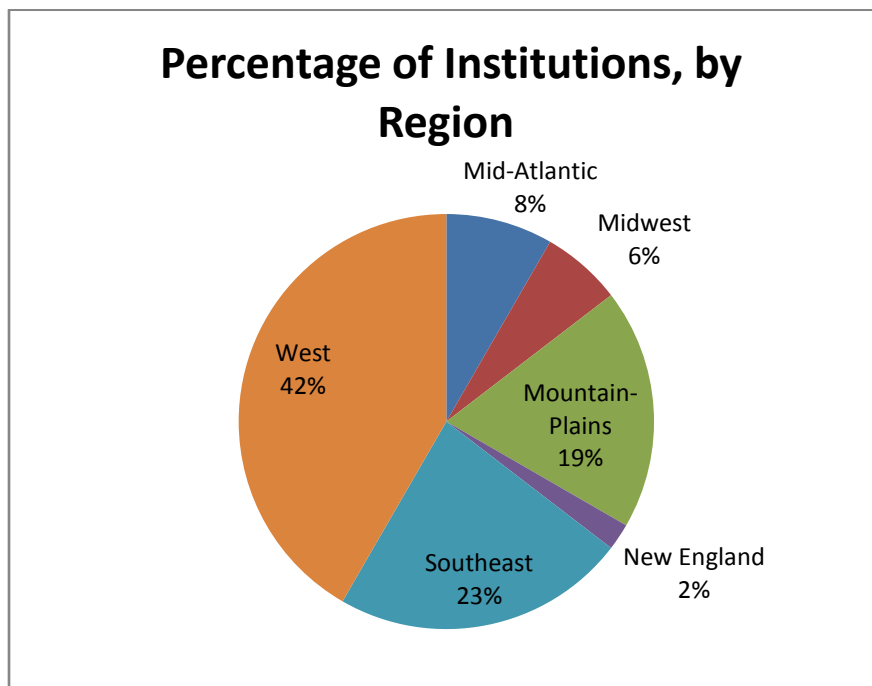


Figure 7: Percentage of total institutions with culturally affiliated Native American human remains that are not yet published in notices, by region.



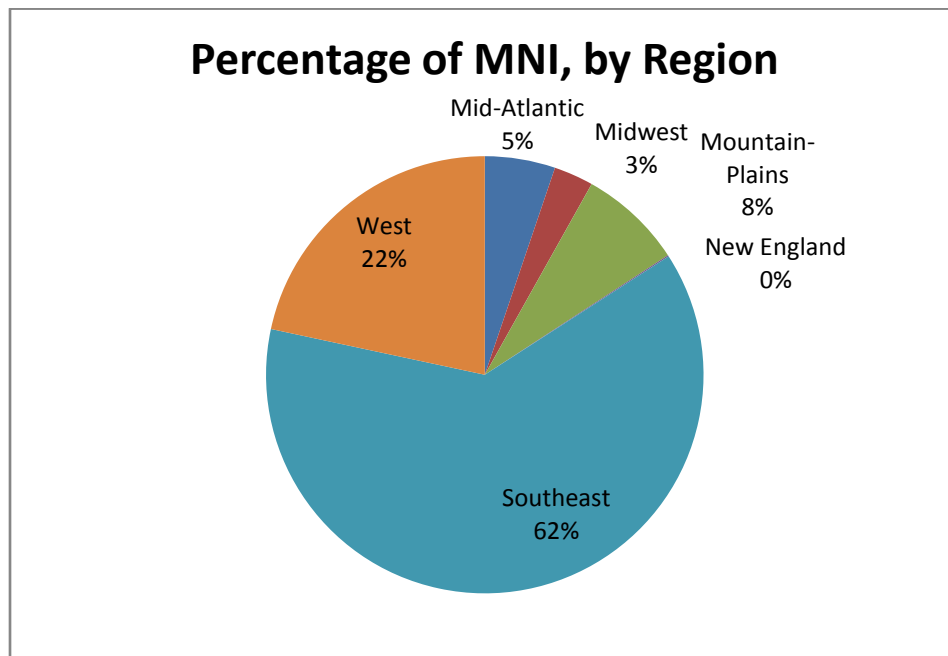
Mountain-Plains: Colorado, Kansas, Montana, Nebraska, New Mexico, North Dakota, Oklahoma, South Dakota, Texas, Wyoming

New England: Connecticut, Maine, Massachusetts, New Hampshire, Rhode Island, Vermont

Southeast: Alabama, Arkansas, Florida, Georgia, Kentucky, Louisiana, Mississippi, North Carolina, South Carolina, Tennessee, Virginia, West Virginia

Mid-Atlantic: Delaware, DC, Maryland, New Jersey, New York, Pennsylvania

Figure 8: Percentage of total culturally affiliated Native American MNI that are not yet published in notices, by region.



Discussion of Regional Breakdown:

Clearly, the New England region is not well represented in the data set for this report—determining whether this is because of a high number of CUI, a low number of institutions with relevant collections, or a high number of published notices would require a level of analysis that is beyond the scope of this report.

It is also clear that although the Mountain-Plains and Southeastern regions have similar numbers of institutions on the list (9 and 11 respectively), the institutions in the Southeast have much larger numbers of culturally affiliated Native American individuals not published in notices (684 compared to 84 for the Mountain-Plains region). And while the Western region has the largest percentage of institutions on the list, it has only about a third of the MNI held in the Southeastern region.

The patterns in the distribution of the institutions and MNI in Appendix E and further illuminated in Figures 6–8 may be explained by regional variances in numbers of CUI remains or in the provenience of the remains in collections across the country. Regions with a high percentage of CUI remains may not be represented in the data set collected for this report for the simple fact that there are not affiliated remains in inventories in those regions. Institutions with collections that focus on a given region of the country from which fewer remains have been collected will also not be represented here; similarly, institutions with collections that focus on an area from which a high number of remains have been collected might be disproportionately represented in this report. Further analysis of the available inventories will be necessary before these more intricate patterns can be determining with certainty; these and other suggestions for further study are discussed below in the conclusion.

Figures 9 and 10 address one final question from these data: What percentage of institutions in a region is represented in Appendix A?

Figure 9: Number of institutions with culturally affiliated Native American human remains in inventories but not published in notices compared with the number of total institutions in a region.

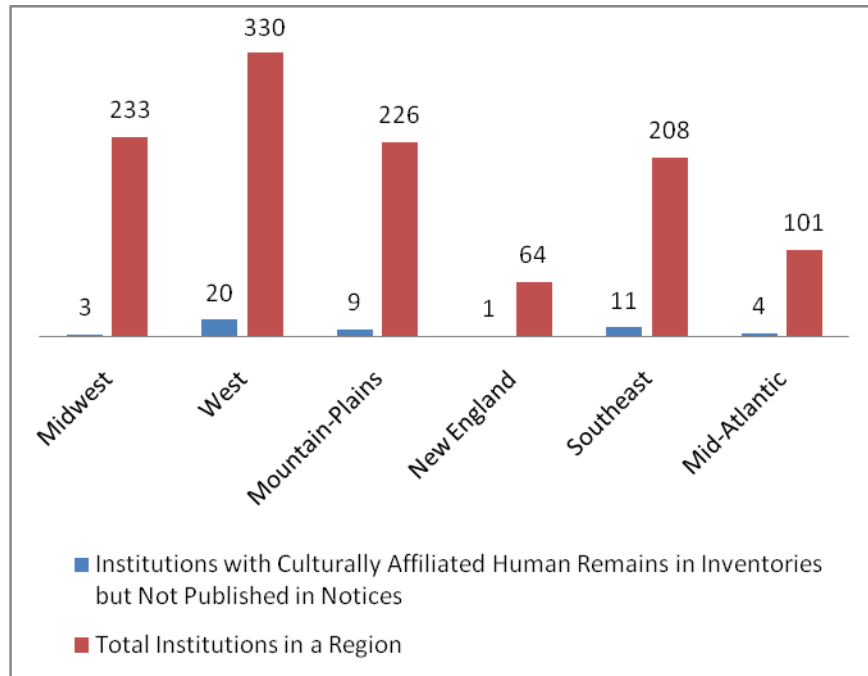
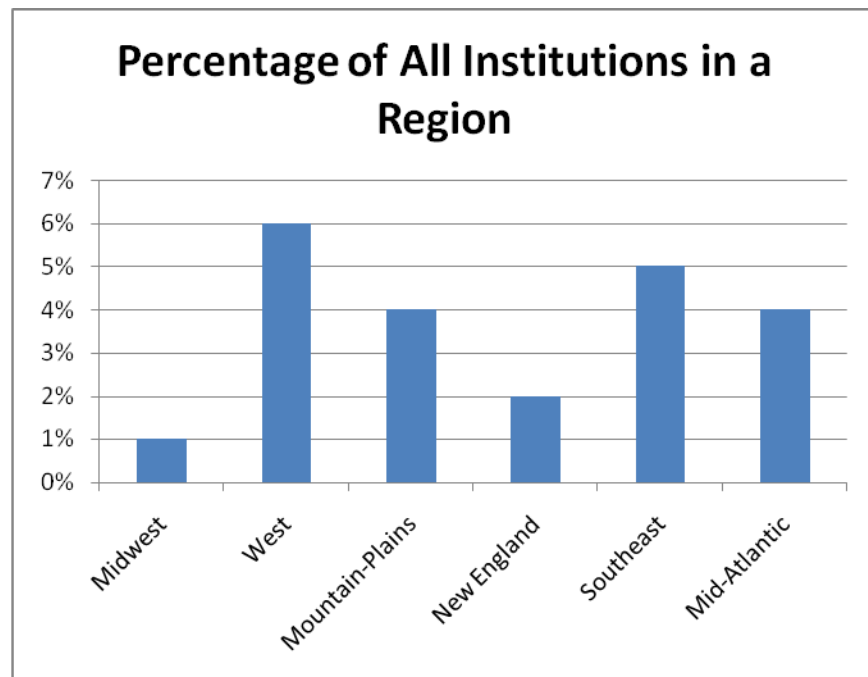


Figure 10: Percentage of institutions with culturally affiliated Native American human remains in inventories but not published in notices out of the total institutions in a region.



It is clear from Figures 9 and 10 that the three institutions from the Midwestern region that are listed in Appendix A only represent 1% of the total number of institutions from that region in the National NAGPRA Program electronic inventories database. The one institution from New England represents 2% of the 64 institutions from that region, while the Mountain-Plains, Mid-Atlantic, Southeastern, and Western regions in Appendix A represent 4-6% of the institutions

in those regions. Once again, the Midwestern and New England regions appear to be underrepresented in the data collected for Appendix A, compared to other regions of the country. These percentages may increase as additional data is entered in the electronic databases.

Conclusion:

Updating the electronic inventory database is an ongoing project for the National NAGPRA Program. New inventories will be entered into the electronic database as they come in to the National NAGPRA office, which occurs regularly. The inventory database records will be checked to confirm that all data entered has been updated. A much larger project (tentatively planned for the summer of 2009) will be to enter all culturally affiliated inventory listings from paper files into the electronic database, which will provide a more comprehensive picture of where culturally affiliated Native American human remains are currently being housed. A much-desired future goal for the National NAGPRA Program is to create a culturally affiliated database that is publicly accessible—like the culturally unidentifiable database that is currently available at <http://64.241.25.6/CUI/index.cfm>.

This report has two goals: To facilitate the satisfactory resolution of the 1,095 culturally affiliated Native American individuals whose status has not been published in a notice; and to be a jumping-off point for further projects based on the data collected at the National NAGPRA Program office. Because Federal Register notices establish the rights of tribes to receive the human remains of their ancestors, this report is intended as a public service. The 1,095 individuals listed herein have already been assigned a cultural affiliation by the institutions holding them; if the situation has changed, the National NAGPRA Program needs to be notified. In some cases, institutions on this list are actively working on writing notices, in consultation with tribes and with assistance from the National NAGPRA Program notices coordinator; several notices are nearing publication. In other cases, however, the situation may not be known to the institutions in question, as the inventory decisions may have been made by former staff and the task of publishing notices may have fallen between personnel changes.

Future reports can be created from the updated databases to answer questions such as the following: Are there trends in type of institution that holds affiliated Native American human remains not published in inventories (i.e. Federal agencies, universities, historical societies, or local agencies)? Are there trends in size of institutions that still hold these remains? Is there a pattern in the tribes to whom unpublished human remains have been culturally affiliated? There are also interesting “big-picture” questions about the relationship between affiliated remains and CUI remains: How do the overall numbers of affiliated MNI compare with the number of unidentifiable MNI? Where do the affiliated MNI come from (archaeological digs or various donations)? Are there regional trends in culturally unidentified remains or those published in notices, as compared with those regions where there are many affiliated remains not published in notices? As an extension of the 2006 study for the National NAGPRA Program, “Who are the CUI?,” it may be asked, who are the culturally affiliated and how do they related to the CUI?

This report is intended to illuminate only a small part of Native American collections across the country—much future work remains to be done, on the part of the National NAGPRA Program, the institutions that hold such collections, and the tribes that seek them. This report is intended as an aid to their efforts.

Appendix A

All Institutions with Culturally Affiliated Human Remains Not Published in Notices

State	Institution Name	MNI Total	MNI Published	MNI Not in notices
AK	Alaska Office of History and Archeology	26	2	24
AZ	Arizona State Museum, Univ. of Arizona	49	47	2
AR	Arkansas Archeological Survey	267	181	86
KS	Kansas State Historical Society	48	46	2
WA	Karshner Museum	5	4	1
LA	Louisiana State Exhibit Museum	4	0	4
RI	Museum of Natural History and Planetarium	13	12	1
NV	Nevada State Museum	43	41	2
OR	Oregon Museum of Science and Industry	2	0	2
CA	Riverside Metropolitan Museum	33	0	33
NY	Rochester Museum & Science Center	529	522	7
CA	San Jose State Univ., Dept. of Anthropology	1	0	1
NY	State University of New York, College at Oswego	28	0	28
TX	Stephen F. Austin State Univ.	6	0	6
KS	Sternburg Museum of Natural History, Fort Hays State University	3	1	2
TN	Tennessee Dept. of Environment and Conservation, Division of Archaeology	2	0	2
TN	Tennessee Valley Authority	337	0	337
TX	Texas Archeological Research Laboratory, Univ. of Texas, Austin	338	334	4
AK	Univ. of Alaska Museum of the North	28	27	1
AR	Univ. of Arkansas, Fayetteville, Dept. of Anthropology	86	0	86

State	Institution Name	MNI Total	MNI Published	MNI Not in notices
AR	Univ. of Arkansas, Monticello	2	0	2
AR	Univ. of Arkansas, Pine Bluff	54	0	54
TN	Univ. of Memphis, C.H. Nash Memorial Museum/ Chucalissa Archaeological Museum	11	0	11
OR	Univ. of Oregon, State Museum of Anthropology	220	217	3
PA	Univ. of Pennsylvania Museum of Archaeology and Anthropology	191	171	20
TN	Univ. of Tennessee, Knoxville, Dept. of Anthropology	5	4	1
WA	Univ. of Washington, Burke Museum	80	79	1
WA	US Dept. of Agriculture, FS, Gifford-Pinchot NF	6	0	6
CA	US Dept. of Agriculture, FS, Stanislaus NF	2	0	2
AK	US Dept. of Agriculture, FS, Tongass NF, Chatham Area	28	18	10
CA	US Dept. of Defense, Army COE, Los Angeles District	1	0	1
WA	US Dept. of Defense, Army COE, Walla Walla District	149	94	55
NV	US Dept. of Defense, Navy, Naval Air Station, Fallon	2	0	2
NM	US Dept. of Interior, BLM, New Mexico State Office	91	87	4
AK	US Dept. of Interior, FWS, Arctic NWR	2	0	2
AZ	US Dept. of Interior, FWS, Buenos Aires National Wildlife Refuge	4	0	4
GA	US Dept. of Interior, FWS, Eufaula National Wildlife Refuge	1	0	1
LA	US Dept. of Interior, FWS, Natchitoches National Fish Hatchery	100	0	100

State	Institution Name	MNI Total	MNI Published	MNI Not in notices
NM	US Dept. of Interior, FWS, Sevilleta NWR	2	0	2
WI	US Dept. of Interior, FWS, Upper Mississippi River NWR	4	0	4
MT	US Dept. of Interior, Indian Arts and Crafts Board, Museum of Plains Indian and Crafts Center	1	0	1
NE	US Dept. of Interior, Reclamation, Great Plains Region, Nebraska-Kansas Area Office	62	0	62
NV	US Dept. of Interior, Reclamation, Lower Colorado Region	1	0	1
ID	US Dept. of Interior, Reclamation, Pacific Northwest Region	84	0	84
NJ	Warren County Cultural & Heritage Commission, Shippen Manor	2	0	2
TX	Wichita County Sheriff's Office	1	0	1
WI	Wisconsin Historical Society, Historic Preservation Division	1	0	1
WI	Wisconsin Historical Society, Museum Division	218	191	27
Total MNI:		3173	2078	1095
Total Institutions: 48				

Appendix B

Federal Agencies with Culturally Affiliated Human Remains Not Published in Notices

State	Agency	MNI Total	MNI Published	MNI Not In Notices
TN	Tennessee Valley Authority	337	0	337
WA	US Dept. of Agriculture, FS, Gifford-Pinchot NF	6	0	6
CA	US Dept. of Agriculture, FS, Stanislaus NF	2	0	2
AK	US Dept. of Agriculture, FS, Tongass NF, Chatham Area	28	18	10
CA	US Dept. of Defense, Army COE, Los Angeles District	1	0	1
WA	US Dept. of Defense, Army COE, Walla Walla District	149	94	55
NV	US Dept. of Defense, Navy, Naval Air Station, Fallon	2	0	2
NM	US Dept. of Interior, BLM, New Mexico State Office	91	87	4
AK	US Dept. of Interior, FWS, Arctic NWR	2	0	2
AZ	US Dept. of Interior, FWS, Buenos Aires National Wildlife Refuge	4	0	4
GA	US Dept. of Interior, FWS, Eufaula National Wildlife Refuge	1	0	1
LA	US Dept. of Interior, FWS, Natchitoches National Fish Hatchery	100	0	100
NM	US Dept. of Interior, FWS, Sevilleta NWR	2	0	2
WI	US Dept. of Interior, FWS, Upper Mississippi River NWR	4	0	4
MT	US Dept. of Interior, Indian Arts and Crafts Board, Museum of Plains Indian and Crafts Center	1	0	1
NE	US Dept. of Interior, Reclamation, Great Plains Region, Nebraska-Kansas Area Office	62	0	62

State	Agency	MNI Total	MNI Published	MNI Not In Notices
NV	US Dept. of Interior, Reclamation, Lower Colorado Region	1	0	1
ID	US Dept. of Interior, Reclamation, Pacific Northwest Region	84	0	84
Total MNI:		877	199	678
Total Agencies: 18				

Appendix C

Museums with Culturally Affiliated Human Remains Not Published in Notices

State	Institution	MNI Total	MNI Published	MNI Not in Notices
AK	Alaska Office of History and Archeology	26	2	24
AZ	Arizona State Museum, Univ. of Arizona	49	47	2
AR	Arkansas Archeological Survey	267	181	86
KS	Kansas State Historical Society	48	46	2
WA	Karshner Museum	5	4	1
LA	Louisiana State Exhibit Museum	4	0	4
RI	Museum of Natural History and Planetarium	13	12	1
NV	Nevada State Museum	43	41	2
OR	Oregon Museum of Science and Industry	2	0	2
CA	Riverside Metropolitan Museum	33	0	33
NY	Rochester Museum & Science Center	529	522	7
CA	San Jose State Univ., Dept. of Anthropology	1	0	1
NY	State University of New York, College at Oswego	28	0	28
TX	Stephen F. Austin State Univ.	6	0	6
KS	Sternburg Museum of Natural History, Fort Hays State University	3	1	2
TN	Tennessee Dept. of Environment and Conservation, Division of Archaeology	2	0	2
TX	Texas Archeological Research Laboratory, Univ. of Texas, Austin	338	334	4
AK	Univ. of Alaska Museum of the North	28	27	1
AR	Univ. of Arkansas, Fayetteville, Dept. of Anthropology	86	0	86
AR	Univ. of Arkansas, Monticello	2	0	2
AR	Univ. of Arkansas, Pine Bluff	54	0	54

State	Institution	MNI Total	MNI Published	MNI Not in Notices
TN	Univ. of Memphis, C.H. Nash Memorial Museum/ Chucalissa Archaeological Museum	11	0	11
OR	Univ. of Oregon, State Museum of Anthropology	220	217	3
PA	Univ. of Pennsylvania Museum of Archaeology and Anthropology	191	171	20
TN	Univ. of Tennessee, Knoxville, Dept. of Anthropology	5	4	1
WA	Univ. of Washington, Burke Museum	80	79	1
NJ	Warren County Cultural & Heritage Commission, Shippen Manor	2	0	2
TX	Wichita County Sheriff's Office	1	0	1
WI	Wisconsin Historical Society, Historic Preservation Division	1	0	1
WI	Wisconsin Historical Society, Museum Division	218	191	27
Total MNI:		2296	1879	417
Total Museums: 30				

Appendix D

All Institutions with Culturally Affiliated Human Remains Not Published in Notices, by State

State	Institution Name	MNI
Alaska	Total Institutions in Alaska: 4	Total MNI in Alaska: 37
	Alaska Office of History and Archeology	24
	Univ. of Alaska Museum of the North	1
	US Dept. of Agriculture, FS, Tongass NF, Chatham Area	10
	US Dept. of Interior, FWS, Arctic National Wildlife Refuge	2
Arkansas	Total Institutions in Arkansas: 4	Total MNI in Arkansas: 228
	Arkansas Archeological Survey	86
	Univ. of Arkansas, Fayetteville, Dept. of Anthropology	86
	Univ. of Arkansas, Monticello	2
	Univ. of Arkansas, Pine Bluff	54
Arizona	Total Institutions in Arizona: 2	Total MNI in Arizona: 6
	Arizona State Museum, Univ. of Arizona	2
	US Dept. of Interior, FWS, Buenos Aires National Wildlife Refuge	4
California	Total Institutions in California: 4	Total MNI in California: 37
	Riverside Metropolitan Museum	33
	San Jose State Univ., Dept. of Anthropology	1
	US Dept. of Agriculture, FS, Stanislaus NF	2
	US Dept. of Defense, Army COE, Los Angeles District	1
Georgia	Total Institutions in Georgia: 1	Total MNI in Georgia: 1
	US Dept. of Interior, FWS, Eufaula National Wildlife Refuge	1
Idaho	Total Institutions in Idaho: 1	Total MNI in Idaho: 84
	US Dept. of Interior, Reclamation, Pacific Northwest Region	84

State	Institution Name	MNI
Kansas	Total Institutions in Kansas: 2	Total MNI in Kansas: 4
	Kansas State Historical Society	2
	Sternburg Museum of Natural History, Fort Hays State University	2
Louisiana	Total Institutions in Louisiana: 2	Total MNI in Louisiana: 104
	Louisiana State Exhibit Museum	4
	US Dept. of Interior, FWS, Natchitoches National Fish Hatchery	100
Montana	Total Institutions in Montana: 1	Total MNI in Montana: 1
	US Dept. of Interior, Indian Arts and Crafts Board, Museum of Plains Indian and Crafts Center	1
Nebraska	Total Institutions in Nebraska: 1	Total MNI in Nebraska: 62
	US Dept. of Interior, Reclamation, Great Plains Region, Nebraska-Kansas Area Office	62
Nevada	Total Institutions in Nevada: 3	Total MNI in Nevada: 5
	Nevada State Museum	2
	US Dept. of Defense, Navy, Naval Air Station, Fallon	2
	US Dept. of Interior, Reclamation, Lower Colorado Region	1
New Jersey	Total Institutions in New Jersey: 1	Total MNI in New Jersey: 2
	Warren County Cultural & Heritage Commission, Shippen Manor	2
New Mexico	Total Institutions in New Mexico: 2	Total MNI in New Mexico: 6
	US Dept. of Interior, BLM, New Mexico State Office	4
	US Dept. of Interior, FWS, Sevilleta National Wildlife Refuge	2
New York	Total Institutions in New York: 2	Total MNI in New York: 35
	Rochester Museum & Science Center	7
	State University of New York, College at Oswego	28
Oregon	Total Institutions in Oregon: 2	Total MNI in Oregon: 5
	Oregon Museum of Science and Industry	2
	Univ. of Oregon, State Museum of Anthropology	3

State	Institution Name	MNI
Pennsylvania	Total Institutions in Pennsylvania: 1	Total MNI in Pennsylvania: 20
	Univ. of Pennsylvania Museum of Archaeology and Anthropology	20
Rhode Island	Total Institutions in Rhode Island: 1	Total MNI in Rhode Island: 1
	Museum of Natural History and Planetarium	1
Tennessee	Total Institutions in Tennessee: 4	Total MNI in Tennessee: 351
	Tennessee Dept. of Environment and Conservation, Division of Archaeology	2
	Tennessee Valley Authority	337
	Univ. of Memphis, C.H. Nash Memorial Museum/Chucalissa Archaeological Museum	11
	Univ. of Tennessee, Knoxville, Dept. of Anthropology	1
Texas	Total Institutions in Texas: 3	Total MNI in Texas 11
	Stephen F. Austin State Univ.	6
	Texas Archeological Research Laboratory, Univ. of Texas, Austin	4
	Wichita County Sheriff's Office	1
Washington	Total Institutions in Washington: 4	Total MNI in Washington: 63
	Karshner Museum	1
	Univ. of Washington, Burke Museum	1
	US Dept. of Agriculture, FS, Gifford-Pinchot NF	6
	US Dept. of Defense, Army COE, Walla Walla District	55
Wisconsin	Total Institutions in Wisconsin: 3	Total MNI in Wisconsin: 32
	US Dept. of Interior, FWS, Upper Mississippi River National Wildlife Refuge	4
	Wisconsin Historical Society, Historic Preservation Division	1
	Wisconsin Historical Society, Museum Division	27
Total Institutions: 48	Total MNI: 1095	

Appendix E

All Institutions with Culturally Affiliated Human Remains Not Published in Notices, by Region

Midwest

States	Institutions	MNI
Wisconsin	3	32
Total for Midwest:	3	32

West

States	Institutions	MNI
Alaska	4	37
Arizona	2	6
California	4	37
Idaho	1	84
Nevada	3	5
Oregon	2	5
Washington	4	63
Total for West:	20	237

Mountain-Plains

States	Institutions	MNI
Kansas	2	4
Montana	1	1
Nebraska	1	62
New Mexico	2	6
Texas	3	11
Total for Mountain-Plains:	9	84

New England

States	Institutions	MNI
Rhode Island	1	1
Total for New England:	1	1

Southeast

States	Institutions	MNI
Arkansas	4	228
Georgia	1	1
Louisiana	2	104
Tennessee	4	351
Total for Southeast:	11	684

Mid-Atlantic

States	Institutions	MNI
New Jersey	1	2
New York	2	35
Pennsylvania	1	20
Total for Mid-Atlantic:	4	57