

National Park Service
U.S. Department of the Interior

Homestead National Historical Park
Beatrice, Nebraska



Our Visit to Homestead National Historical Park: A Social Story






Contents

Key.....	1
Sensory level indicators:.....	1
Meet your guides!.....	2
We visit the Heritage Center.....	3
We visit the Education Center.....	10
We've completed our visit to Homestead!.....	16
Park Map.....	19
Credits.....	19

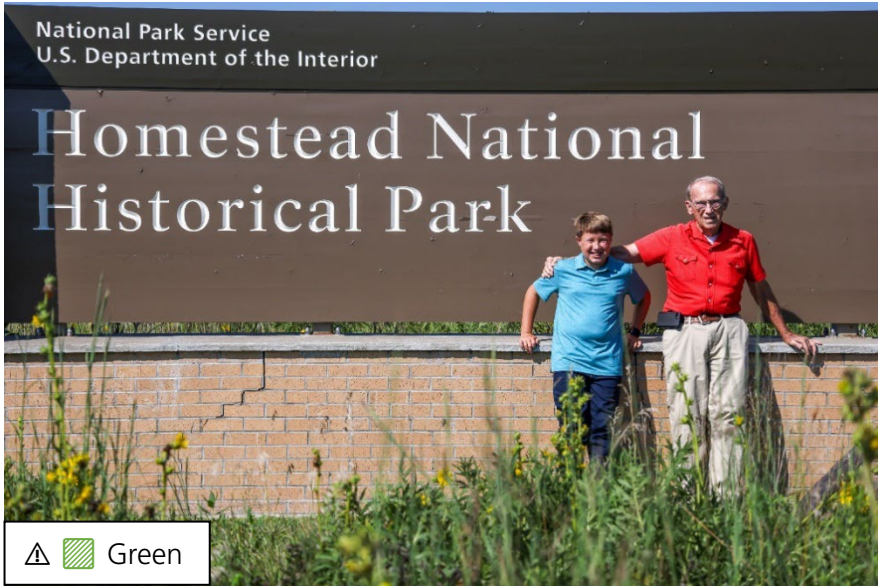
Key

Sensory level indicators:

- ⚠️  Green = usually calm,
- ⚠️  Yellow = mixed sensory input,
- ⚠️  Red = high sensory input


Meet your guides!

Hello! My name is Wyatt. I'm here with my grandfather George, and today we're visiting Homestead National Historical Park. We will help guide you on your journey...



We visit the Heritage Center

When we arrive at the Heritage Center, we will find a large parking lot. The parking lot may have car noises and bright sunlight. From the parking lot, I can visit the visitor center, a historic cabin, or I can go outside instead...



We will see metal states on the wall representing homesteading states. The states are ordered from east to west, and the area cut from each metal state represents the area that was homesteaded ...



We walk through the front doors of the visitor center to begin our journey...



As we walk through the doors of the visitor center, we will notice things like a bookstore, tractor, and museum displays. The bookstore can have many colors and voices talking...



A ranger will greet us at the front desk and answer our questions if we have any...



  Yellow

A park film can be started by a ranger and runs for 22 minutes. I can choose to watch the movie or skip it. I can ask a ranger for a quiet place...




  Red

A museum is downstairs. We can get there using stairs or an elevator. There are several displays in the museum which play audio out loud in the public space. I can bring headphones, sunglasses, or fidgets....



Out the back door we will find Homestead's cabin and prairie trails...



A paved winding trail will take us to the park's cabin...



The Palmer-Epard Cabin was built in 1867, only 14 miles from the park...




We consider a walk on Homestead's prairie trails. We may hear bugs, birds, other nature, and even some road noises on the trails. Benches are okay for breaks anytime. We can find trailheads at either end of the sidewalk and directional signs throughout...



As we venture into the prairie, we will find informational signs and monuments such as this one to America's first homesteaders, Daniel Freeman and his wife Agnes...




We are finished visiting the Heritage Center. Before moving on, we find a bench and take a rest.




We visit the Education Center

As we arrive at the Education Center we find a large parking lot. The parking lot may have car noises and bright sunlight. From the parking lot, I can visit the main visitor center, the farm implement room, or go outside instead...



We walk through the doors of the visitor center to begin our journey...



Once inside the visitor center we will notice a bookstore, front desk, and a large painting on the wall. The bookstore can have many colors and voices talking...



A ranger will greet us at the front desk and answer our questions if we have any...



There is a multipurpose room in the back that is usually quiet, but is sometimes used for events...



▲ Green

The back door will take us to the patio and farm implement room...



▲ Green

The back patio is where we can take in the outdoors...



  Green

The farm implement room can be viewed through these doors...




  Green

Homestead's farm implement room has a variety of farm equipment. In this room, some displays play audio out loud...



Down this sidewalk, we will find a path to the walking trails...



The bridge leads to prairie and woodland trails. We may feel slight vibrations as we cross the bridge. If we look down, Cub Creek water flows below us.



A native plant display provides an entry point for Homestead's three miles of trails. We may hear bugs, birds, other nature, and even some road noises on the trails.



We've completed our visit to Homestead!

We hope to come visit again soon.

Park Map



Credits

Map: NPS

Photos:

NPS/Jessica Korgie: 3 top (t), 4, 6 bottom (b), 7t, 10b, 12, 13t, 14b, 15t

NPS/Robert Hartwig: Front Cover, 2, 3b, 5, 6t, 7b, 8, 9, 10t, 11, 13b, 14t, 15b