

PRE-SITE ACTIVITY

ANIMALS AND THEIR SENSES

**Grade Level:**

Kindergarten

Subject Area: Science**Activity time:** 30 minutes**Setting:** Classroom

Skills: Coloring; Critical thinking

Vocabulary: hear; see; smell; taste; touch

Objectives: Aid students in learning how animals use their senses.

Materials:

- Coloring pages (included)

Background:

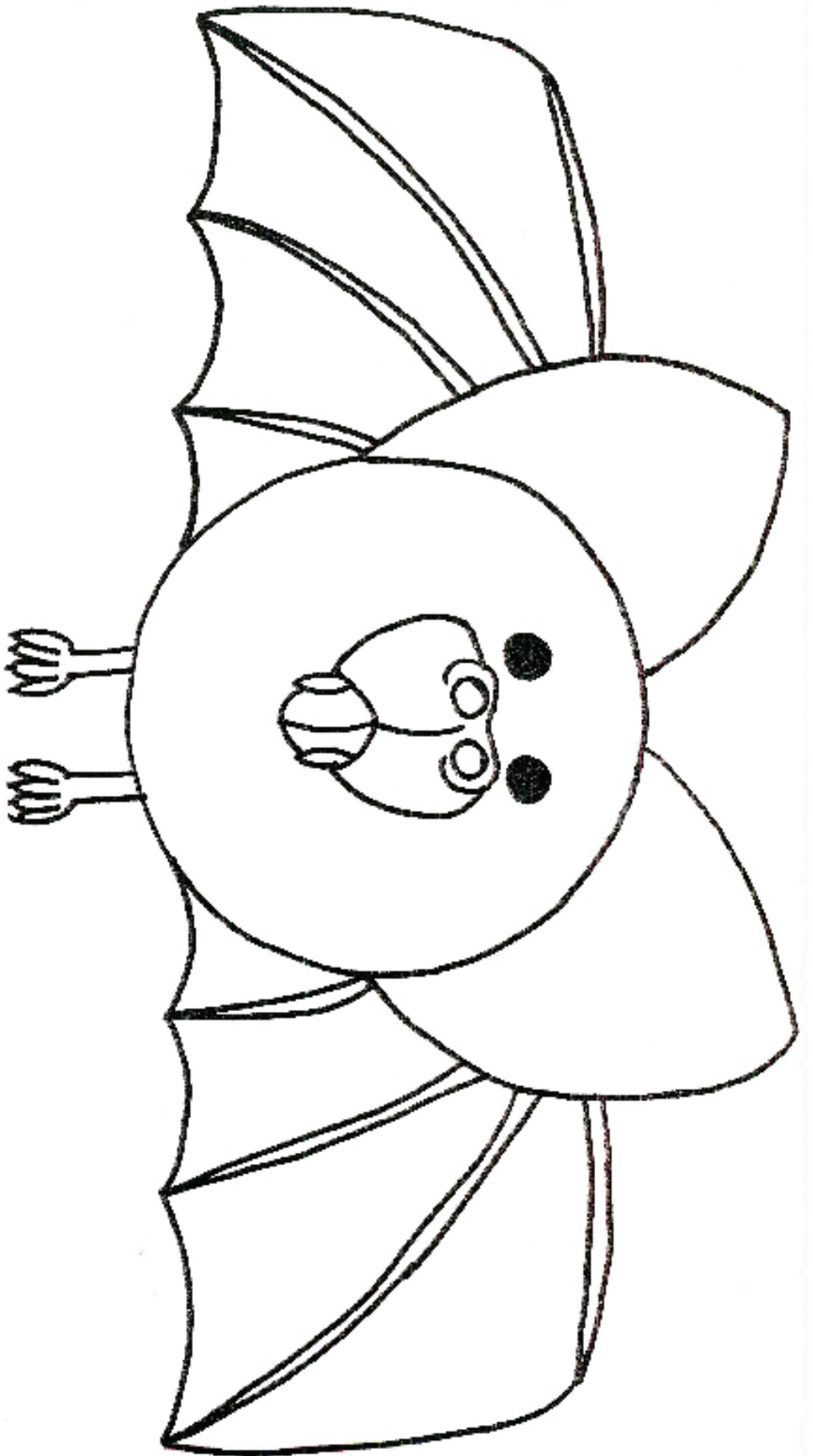
All animals have senses. Though they may not look like you or me, a bear, a frog, and a bird all have parts to their body which help them learn about their environment.

Great Smoky Mountains National Park is home to over 17,000 known different types of animals and plants. The living things of the forest and the streams need to make or find energy from the sun, the plants and sometimes from other animals. How does a raccoon find food? How does a bird make a nest? How does a deer listen for its mother in the forest? The answer to all of the questions is the same: animals use their senses to survive.


Procedure:

Use the following color sheets to help introduce animals of Great Smoky Mountains National Park to the students and to help reinforce their knowledge of their own senses.







I am a Bat. My ears are good for
_____. They help me find food in
the dark.




I am a Black Bear. My nose
can _____ food that is far
away.



I am a Bobcat. I have good eye sight. I can ____ even when it is dark outside.



I am a Raccoon. My hands are good for _____ things in the forest and for picking up food.



I am a Red Fox. I use my
tongue to _____ eggs and
berries. Yum!