

Fort Matanzas NM



Agustín Explores Matanzas



Junior Ranger Activity Book



Welcome to Fort Matanzas National Monument!
My name is Agustín and I will be your guide.

To become a Junior Ranger, do at least TWO of the following:

- _____ Look at and read the exhibits and models at the visitor center and in the breezeway
- _____ Visit the fort
- _____ Walk the nature trail or the beach boardwalk trail

And then...

"Search for your Stars!" Look for the red & blue stars and complete **5 or more pages** marked with the color for your chosen level.

Basic level (recommended age 4-7)
pages are marked with a blue star:



Advanced level (recommended age 8-14)
pages are marked with a red star:



When you are finished, bring the book back to the visitor center or mail it to 1 S. Castillo Drive, St. Augustine, FL 32084 and receive your Official Junior Ranger Badge!

To become a **Master Junior Ranger** and earn a special patch, complete this **ENTIRE** booklet, both the Fort Matanzas **AND** the Castillo sides, and get the Junior Ranger stamp from **both** sites.



Stamp here!



Meet a Ranger



The Rangers at Fort Matanzas do many things. Some drive the boat or help handle the dock lines. Others greet visitors in the Visitor Center, and others give programs to visitors at the fort. Most of the rangers will be wearing the ranger "flat hat" and a gray shirt with the National Park Service patch on the sleeve. Others dress like colonial soldiers. But just like Junior Rangers, they **EXPLORE**, **LEARN**, and **PROTECT** the park.

For this activity, you will play the part of a reporter and interview a park ranger.

Ask a Park Ranger this question:

What do you like most about working at Fort Matanzas National Monument?

Ranger's Signature _____

Senses Scavenger Hunt



As you explore Fort Matanzas National Monument, use your senses to see, smell, hear, and feel. Remember that as a Junior Ranger, it is part of your job to help take care of and protect the park, so don't pick anything or disturb any plants, animals, or historic objects.



Find each of the following. Write what you found and where.

1. Something fuzzy: _____
2. Something rough: _____
3. Something yellow: _____
4. The feel of wind: _____
5. A good place for an animal to live: _____
6. Something that smells: _____
7. The sound of a bird: _____
8. Something else that makes a noise: _____
9. Something mushy: _____
10. Something alive: _____
11. Something an animal eats: _____
12. Something pretty: _____
13. Something that reminds you of yourself: _____

Going to Fort Matanzas



In 1742, six to eight Spanish soldiers and their officer were sent out to Fort Matanzas from St. Augustine for thirty days at a time. They would come down the river by boat and bring everything they needed with them.

I'm one of the Spanish soldiers getting ready to make the trip. Help me collect the gear and personal belongings I need to take by **circling** the items below.




If you were going to Fort Matanzas NOW in the 21st century for thirty days, what would YOU bring? (It does not have to be anything pictured above. What would make you more comfortable out there?)

Turtle Hurdles



The beach at Ft. Matanzas National Monument is used as a nesting area for endangered green sea turtles and threatened loggerhead sea turtles. After laying about 100 eggs the size of ping-pong balls, the mother turtle returns to the sea. In about two months, the eggs hatch, but the baby turtles face many dangers as they crawl to the ocean. **Complete the maze to help this hatchling avoid the dangers and find its way safely to the sea.**



This activity is from the book *Discover Seashores* and is used by permission from the Creative Company.



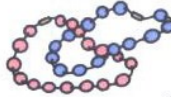
















Reduce, Reuse, Recycle!



RECYCLED PRODUCTS are everywhere:
at home, in your family's garden, at
school, in the playground, and even in
the clothing we wear. When you buy
products made from recycled materials,
you help conserve precious resources and
eliminate waste from landfills.

Draw a line from the item in the first
column to what it can be recycled
into. Some items can be recycled into
more than one thing.



	Paper			
	Glass			
	Plastic			
	Aluminum			
	Tires			

Matanzas Critters



Fort Matanzas is home to many animals. Some of these animals are hard to see because they blend in with their surroundings, just like the animals hidden in the letters below. If you are quiet and lucky, you may see a few of them during your visit. Can you find all the animals hidden in this puzzle?



K	S	R	A	C	C	O	O	N	O	R	E
T	B	N	D	O	D	A	P	A	F	L	B
O	Z	A	A	K	T	K	M	B	G	O	B
R	X	C	T	K	L	T	L	A	B	G	X
T	O	S	P	R	E	Y	E	C	D	O	L
O	N	O	N	X	Y	T	A	R	L	W	M
I	K	B	S	E	A	T	U	R	T	L	E
S	S	K	U	N	K	B	V	L	M	N	O
E	W	M	O	U	S	E	T	K	N	P	S
A	C	F	K	R	O	T	S	D	O	O	W

RACCOON
BAT
BOBCAT
EAGLE
MOUSE
OWL
WOODSTORK

OSPREY
OTTER
SEA TURTLE
SKUNK
FOX
SNAKE
TORTOISE

Who am I? – Connect the Dots



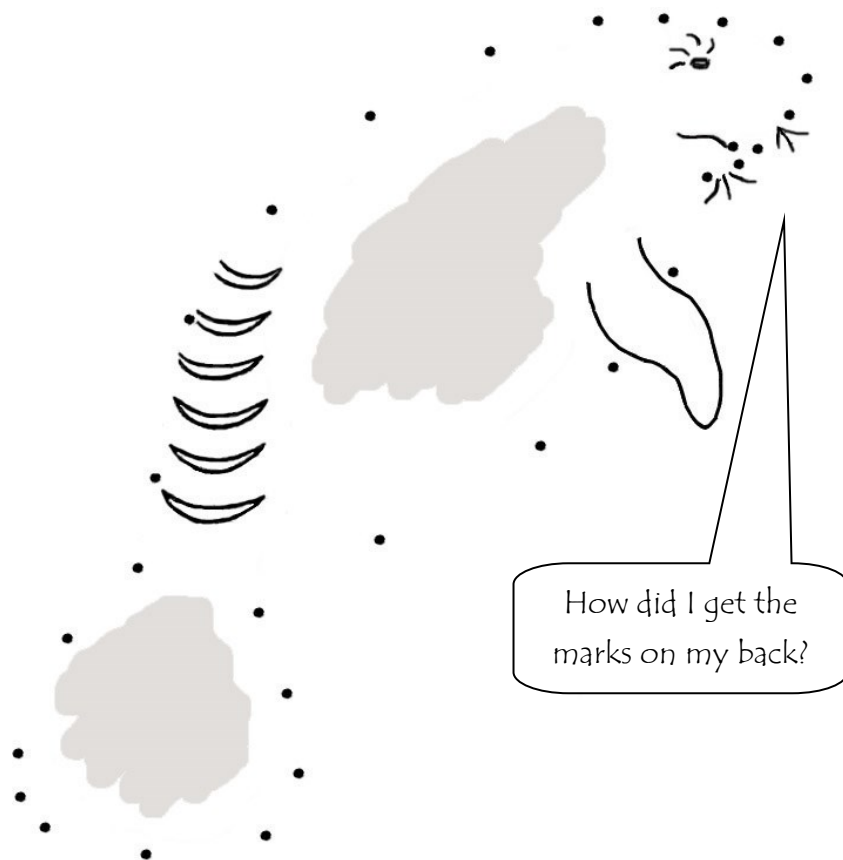
I can weigh 1000 pounds and be 9 feet long.

I am an endangered mammal.

I like to live in warm water.

I have wrinkled, gray-brown skin, but no fur.

I eat only plants, over 100 pounds a day!



I am a _____!

Fort Matanzas Bingo

Fort Matanzas protects both natural and historic resources. See how many of these things you can find during your visit.
Cross off only when you see them.



			 WILDFLOWER What kind is it?
What is this?	Can you walk like a crab?	What color was it?	
			
What was it doing?	What does this symbol mean?	What kind of tree grows from this?	Please take litter to a trash can!
			
Where was it? What is it?	Where was it growing?	What direction was the WIND blowing?	What was it like inside?
			
Whose ANIMAL TRACKS did you find?	Whose hat is this?	Whose house is this?	What is it? How does water get inside it?



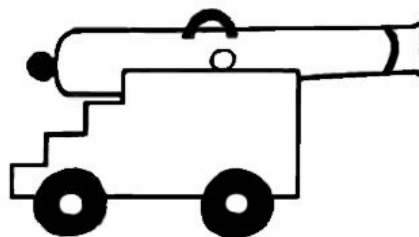



"¡Fuego!" (Fire!)



Originally, Fort Matanzas had five cannon.
How many are there now? _____

Two of them were left by the Spanish.
Can you tell which ones?

Here are six cannon.
Circle the two that are the same.




Marshy Shores — Who Lives Here?



Tidal marshes, like those found on Rattlesnake Island, are grassy areas that are flooded at high tide. Here spartina grass, sea oxeye daisy, saltwort, and other salt-tolerant plants trap mud, silt, and decaying plant matter. This mixture, called detritus, becomes food for fish, crabs, shellfish, and small mammals. Marshes also provide shelter and protection for the young of many species.

Many animals live in and around the waters of tidal marshes. Some are easy to spot. Others hide in the grasses or in the mud. Identify the animals in this picture by matching the correct letter to the name in the list below.

- | | | |
|-------------|---------------------------------|--------------------|
| ___ Osprey | ___ Fiddler crab (one big claw) | ___ Ghost Crab |
| ___ Raccoon | ___ Great Horned Owl | ___ Dragonfly |
| ___ Mullet | ___ Marsh Rabbit | ___ Marsh Rice Rat |
| ___ Oysters | ___ Great Blue Heron | ___ Sandpiper |



Which ones did you see during your visit? Did you see any other animals in or near the marsh?



Did you know? Tidal marshes are very important to us. Marshes protect the mainland from storm waves and erosion. Many of the ocean fishes and shellfish you eat spend part of their lives in tidal marshes growing big on the rich nutrients found there.

Matanzas Math Fun



1. Fort Matanzas is 50 feet on each side. What is the perimeter of the little watchtower fort? Circle the answer.
 - a. 100 feet
 - b. 150 feet
 - c. 200 feet
 - d. 250 feet
2. The Spanish founded St. Augustine in 1565. They held Florida until 1763 when the British took over by treaty. The British held Florida for only 21 years. Then the Spanish got it back until they ceded (transferred) it to the United States by treaty in 1821.



How long did the Spanish hold St. Augustine and Florida? Circle the answer.



- a. 235 years
- b. 256 years
- c. over 400 years
- d. 1763 years

3. How long has Florida been a part of the United States? Compute the answer. _____ years
4. Who has held Florida the longest? Circle the answer.
Spain Great Britain United States
5. Fort Matanzas National Monument protects about 1 mile of ocean beach where sea turtles lay their eggs. If there are about 12 nests each summer, and each nest has an average of 110 eggs, what is the average number of eggs laid each summer on our beach? Circle the answer.
 - a. 336 eggs
 - b. 720 eggs
 - c. 1320 eggs
 - d. 3220 eggs

BUT, only about one turtle from every 1000 eggs lives to adulthood! What are some of the things that can happen to eggs and baby turtles?




Color By Numbers

When you get home, color these soldiers!

Spanish

The Spanish built the forts and held them from the time they were built until 1763, and then again from 1784 to 1821.




1. Red
2. Dark Blue
3. Black

The ribbon on his hat is red and the trim is yellow. His buttons are brass.

British

The British held the forts for only 21 years, from 1763 to 1784.




1. Red
2. Dark Blue
3. Black

The ribbon on his hat is black, and the trim is white. His buttons are silver.

Fort Matanzas

National Park Service
U.S. Department of the Interior



As a Junior Ranger, I promise to explore
our National Parks, protect these
important places, and share with others
what I learn about our nation's history.

Date


A handwritten signature in black ink, reading "Gordon J. Wils".

Park Superintendent

Castillo de San Marcos NM



Agustín's Adventure



Junior Ranger Activity Book



Welcome to the Castillo de San Marcos! My name is Agustín, and I will be your guide. This Junior Ranger booklet has two levels. You may choose the level that works best for you.

Look for the red & blue stars and complete **6 or more** pages marked with the star for your level.

Basic level (recommended age 4-7)
pages are marked with a blue star:



Advanced level (recommended age 8-14)
pages are marked with a red star:



When you are finished, bring the book back a Ranger or mail it to 1 S. Castillo Drive, St. Augustine, FL 32084 and receive your Official Junior Ranger Badge!

To become a **Master Junior Ranger** and earn a special patch, complete this **ENTIRE** booklet, both the Castillo **AND** the Fort Matanzas sides, and get the Junior Ranger stamp from **both** sites.

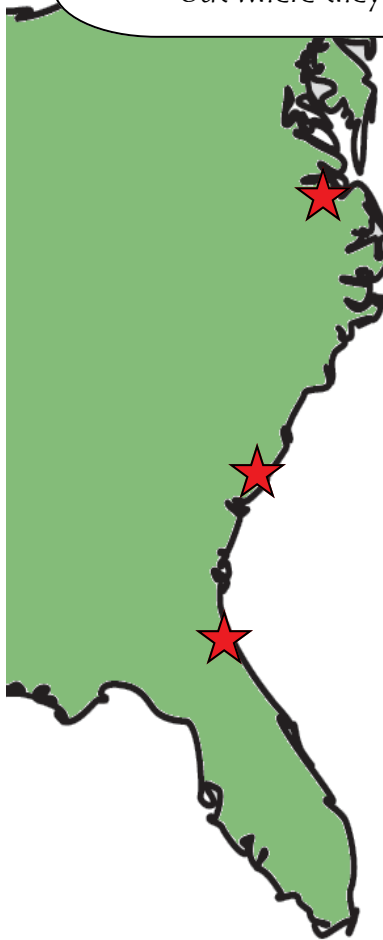



Stamp here!

Colonial American Cities



In this letter, there are four underlined cities. On the map, there are four cities marked with stars. Draw a line to match the name of the city to its location on the map. The letter will help you figure out where they are located.



December, 1670

To Her Most Catholic Majesty, Queen Mariana,

I am writing to you on behalf of the people of the city of San Agustín in La Florida. Our town has been in a panic since the attack by pirates two years ago, and we have just learned that the British have founded a new colony directly to the north of us, called Charles Towne, Carolina.

I am writing to beg you for the money to build a stone fort for our city's protection. The threat of attack grows greater every day. North of Charles Towne, the British long ago settled in Jamestowne, Virginia. If English forces attack our city, we are left defenseless. The closest help would have to come from the Spanish colony in La Habana, Cuba, far to the south of us.

Queen Mariana, we beseech you, please help our city raise the funds for a stone fortress for our protection.

Your Most Faithful Servant,
Agustín



The Colombian Exchange



The exchange of plants, animals, and ideas between the Old World (Europe) and the New World (the Americas).

When the Europeans came to the New World, they brought many new things with them. Can you **label these**?




Castillo Construction

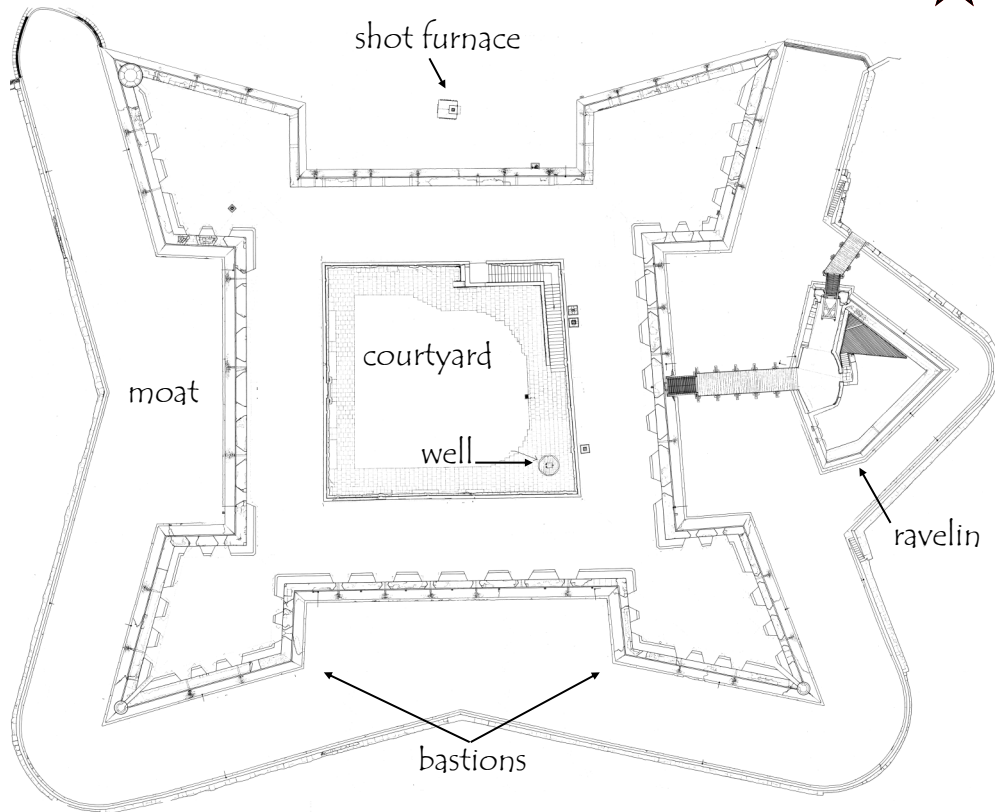
The walls of the Castillo are made out of a stone called coquina. Look closely at this picture and the walls, but **do not touch**.

The stone is fragile.

What is coquina made of?



Parts of the Castillo



Use the words in the map above to fill in the sentences below. Our brochure will help you!

1. The _____ inside the courtyard provided fresh water.
2. The _____ are the diamond-shaped corners of the fort.
These allowed cannons to be placed for deadly crossfire.
3. The _____ in the center of the fort is where soldiers practiced marching and drilling with their muskets.
4. The _____ in front of the drawbridge protected the entrance from enemy cannon fire.
5. The _____, which was built later by the U.S. Army, was used to heat cannonballs up red-hot to fire at wooden ships!
6. The _____ was usually dry, not wet, and the Spanish could put livestock in it if they were under attack.

Colonial Life


Answer the questions in each box. Next to your answers, you'll read about children who lived in colonial times!



What chores do you do at home?	Boys	Girls
	Chop wood	Grind corn
	Feed animals	Spin
What do you do for fun?	Colonial children often did outdoor activities for fun, such as swimming, fishing, and flying kites.	
What do you want to be when you grow up?	Boys	Girls
	Farmer	Teacher
	Soldier	Mother
What do you learn at school?	Most poorer children did not go to school. They learned from their parents. Boys learned to farm and hunt. Girls learned household tasks like cooking and making clothing.	

You and colonial children still have some things in common!
Many colonial kids played games that we still play today. Hopscotch, tag, dominoes, marbles, jacks, and pick-up sticks were all popular.

Let's Learn Spanish!



Answer the questions
in Spanish!

<u>Colores</u>	<u>Colors</u>
rojo (ro-hoh).....	red
azul (ah-sool).....	blue
amarillo (ah-mah-ree-yoh)..	yellow
marrón (mah-roan).....	brown
blanco (blahn-koh).....	white
negro (neh-groh).....	black
<u>Ropa</u>	<u>Clothing</u>
sombrero (som-bray-roh)...	hat
calzones (cal-sone-es).....	pants
casaca (ka-sak-ah).....	coat
zapatos (sah-pah-tos).....	shoes
chaleco (cha-leh-coh).....	vest
camisa (ka-mee-sah).....	shirt
medias (may-dee-ahs).....	stockings
vueltas (voo-el-tas).....	cuffs
sandalias (san-dah-lee-as)...	sandals
<u>Otro</u>	<u>Other</u>
soldado (sol-dah-doh).....	soldier
fusil (fyoo-seal).....	musket
espada (es-pah-dah).....	sword
sí (see).....	yes
no (noh).....	no

- The soldado's sombrero is _____ with a _____ bow.
- What color are his vueltas? _____
- What color are his medias? _____
- What parts of the soldado's uniform are azul? _____
and _____.
- The soldado has una espada. Sí or no? _____
- The soldado is wearing sandalias. Sí or no? _____
- Can you see his chaleco rojo? Sí or no? _____

Weaponry

The cannons were the main line of defense for the Castillo. The Spanish soldiers had to go through many steps to fire the cannons. To do this drill, they used many different tools. Here are some pictures of the cannon tools. **Match each tool to its purpose!**



Shaped like a big scoop,
this tool was used to
check the gun before it
was fired.



Lanada
(Sponge)

The rope wrapped around
this tool would burn
slowly when lit and was
used to ignite the fuse!



Atacador
(Rammer)

A tool shaped like a cork
-screw was used to pull
any leftover trash out of
the cannon.




Cuchara
(Ladle)

This tool was used to
push the gunpowder and
cannonball all the way
down the cannon.



Sacatrapos
(Worm)

The end of this tool was
wrapped in soft wool to
soak up water and clean
the cannon.




Botafuego
(Linstock)

Multiple Militaries



1672: The Spanish start construction!



1763: The British arrive.



1784: The Spanish come back!



1821: The United States takes over.



1861: Confederate soldiers arrive.



1862: The United States comes back!



1900: The United States Army decides to decommission the fort, which means they no longer used it for military purposes. However, the Army still maintained the fort and, Sergeant George Brown was its first tour guide!

The Castillo has changed hands between countries many times over the years, but always by a treaty or agreement, never by losing a battle. Its most important job has always been protection.

Which country's military used the fort the longest?
(Hint: which flag is bigger?)

How would YOU use the Castillo to protect people?





Draw your
picture below.



Dear Junior Ranger,

My name is Ahkes. I am a Comanche girl, and I am 10 years old. My mom, dad, and I were brought to the Castillo with a group of captives. I was the only child at the fort. It was lonely, but I liked to draw pictures. The jailor bought us sketchbooks, crayons, colored pencils, and watercolors. I drew pictures and sent them to my family out west. I was imprisoned here from 1875 to 1878, but I am sure it looks different now.

Draw a picture of what the fort looks like today. Include all the interesting things you see.

The National Park Service at the Castillo



Ask a Ranger or Volunteer!

Why do you like working with the National Park Service?

Signature

President Calvin Coolidge made the Castillo de San Marcos a National Monument in 1924. Almost ten years later, the National Park Service took over the care of the fort. Since 1933, the National Park Service has cared for the Castillo, preserving the site for future generations to visit and enjoy. This is one of the oldest structures in the United States, and it is the job of the National Park Service to make sure it remains standing for another one hundred, two hundred, or even three hundred years. Park Rangers love working at our National Parks!




You may also meet a Volunteer at the Castillo, someone who spends their time helping people without being paid. Some of the Volunteers dress in soldiers' uniforms and fire the cannons on the weekends!



The Arrowhead



Sequoia Tree: Plants



Arrowhead: History
& Archeology



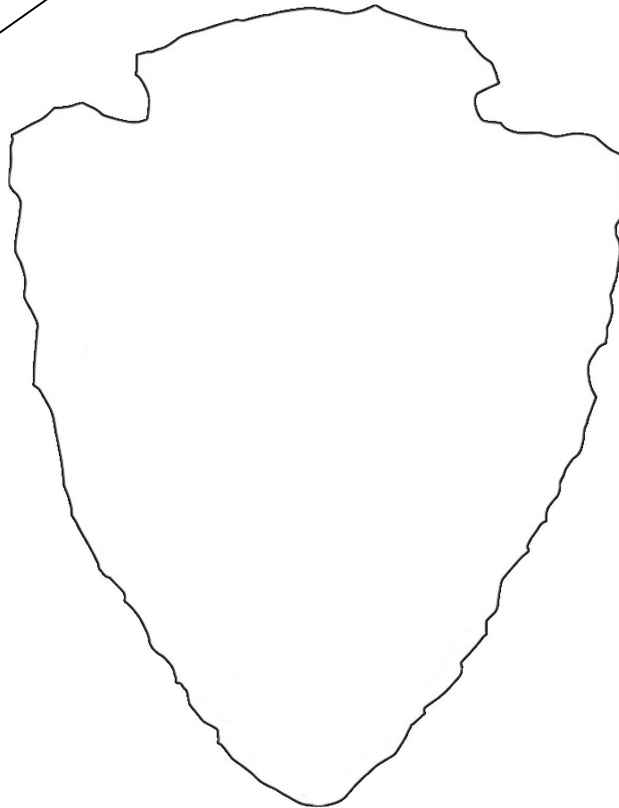
Mountain & Lake:
Scenery & Recreation



Bison: Wildlife



The Arrowhead is the official logo of the National Park Service. Each symbol in the logo represents something we have a mission to preserve or protect. Think about what you have seen and experienced while visiting the fort, then **create and label your own logo for the Castillo!**



"Leave nothing but footprints..."



When we recycle, we take old, used items and turn them into new things. If we recycle, then we don't leave behind as much trash. In colonial Florida, people reused almost everything because it would take a very long time to get anything new. Old clothes were turned into cleaning rags. Old metal could be melted down to make new tools.

What can YOU recycle at home?


Cross out which things DO NOT belong in the Castillo.



CANNON



TRASH



RANGER



PIRATE



OLD PISTOL



FOOD & DRINK



SOLDIER



PETS



YOU
(Draw a picture!)

Reflect On Your Visit



The National Park Service is dedicated to preserving the Castillo de San Marcos because it is an important part of American history.

Take time to think about why this place is so important.

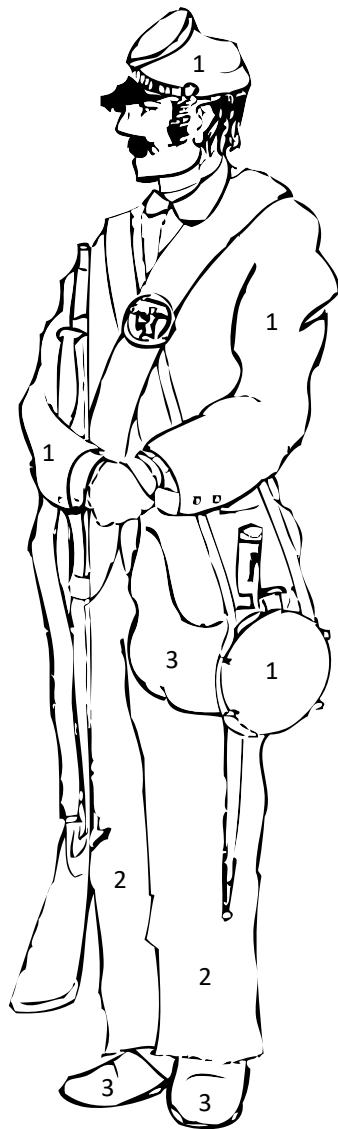
What have you learned at the fort? List at least three facts that you didn't know before you visited the Castillo.

In your opinion, why should we preserve the Castillo for future generations of Junior Rangers?

Color By Numbers

When you get home, color these soldiers!

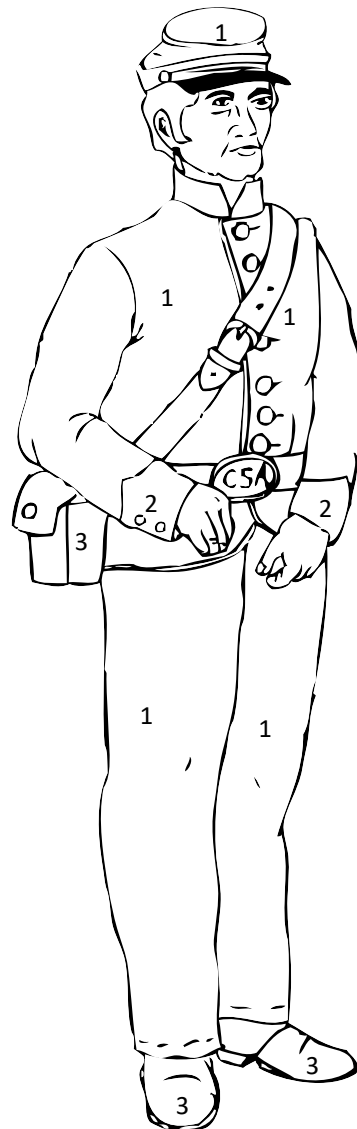
U.S. Army, 1860s



- 1. Dark Blue
- 2. Light Blue
- 3. Black.

His buttons are brass.

Confederacy, 1860s



- 1. Grey
- 2. Blue
- 3. Black

His buttons are copper.

Castillo de San Marcos

National Park Service
U.S. Department of the Interior



As a Junior Ranger, I promise to explore
our National Parks, protect these
important places, and share with others
what I learn about our nation's history.

Gordon J. Wilds

Date

Park Superintendent