

Certificate of Stewardship

This is to Certify that

I, _____, promise to be a representative of stewardship wherever I go. This is my pledge of how I will continue my duties as a Junior Ranger after I leave this park :

By successfully completing all my activities, I am hereby designated a

JUNIOR RANGER

In good standing with the National Park Service at
Cumberland Island National Seashore

Park Naturalist

Date

Cumberland Island


National Park Service
U.S. Department of the Interior

Cumberland Island National Seashore




Junior Ranger Program

activity guide for ages 5-7



"Explore, Learn, Protect!"



Welcome to Cumberland Island National Seashore!

I'm Junior, the exploring Gopher Tortoise, here to go with you on your adventure today! I'm calling all kids ages 5-7 ready for exploration and adventure! We're going to learn about Cumberland Island and its animals, plants, and people! Sound like fun? Well of course it is! As a Junior Ranger, you also have the special mission to help protect this park and set good examples for other visitors.

To become a Junior Ranger:

- Complete at least 5 activities in this booklet with the help of family or friends
- Attend one interpretive program and get a ranger to sign below to substitute for one activity
- Bring your booklet to the Sea Camp visitor center at the Sea Camp dock, or the mainland visitor center. A Ranger will check your answers and award you a Junior Ranger badge!

Cumberland Island National Seashore is just one of many national parks across the U.S.! **Where is your home and how far did you travel to get here?**

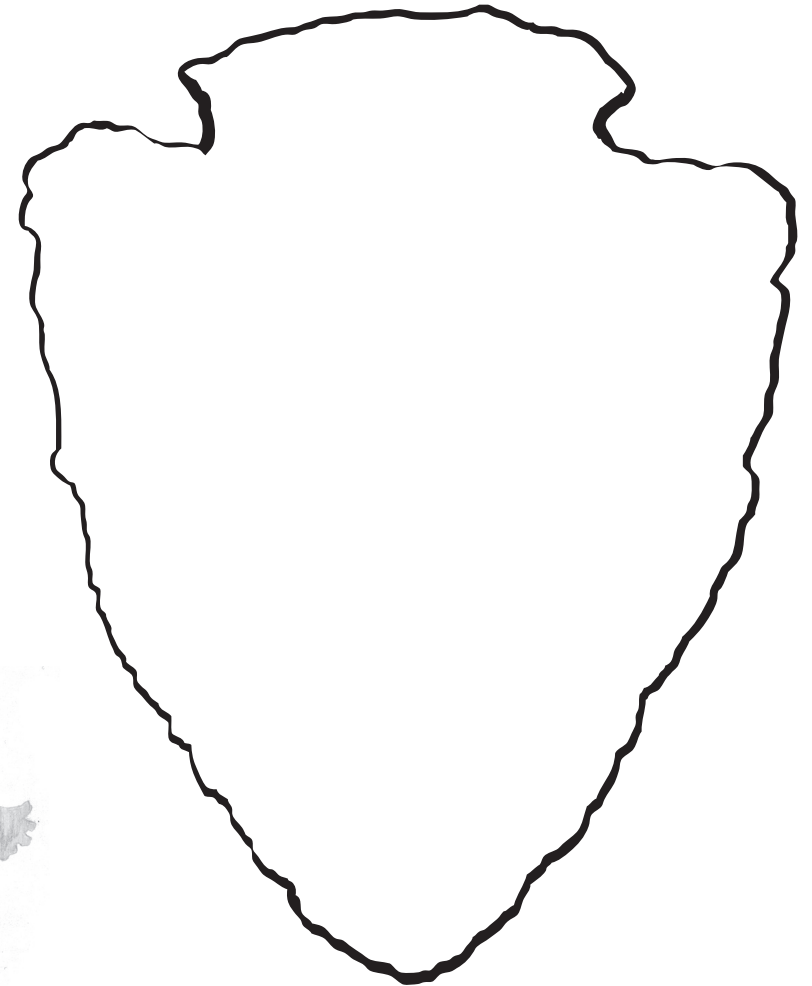

Learn Today to Protect Tomorrow!



This is the symbol of the National Park Service. It shows what the Park Service strives to protect and preserve: animals, plants, landscapes, water, and America's stories, sites, and objects.

**As a Junior Ranger,
you help the park
fulfill its mission.**

**Use the empty
symbol to draw
something you saw
or experienced
today that you
think is worth
protecting so others
can enjoy it too!**



Poetry Perfect

A poem is a way to use words to express a place or a feeling. Poems can be easy and fun to write! Look at the examples below and then follow the directions to write your own poem about Cumberland Island!

trees in the forest

I smell flowers

whish whish whish

the wind blows through the trees

white shells on the beach

salty stinky

crackle under my feet


the sun is warm

1. What do you **SEE**:

2. What do you **SMELL**:

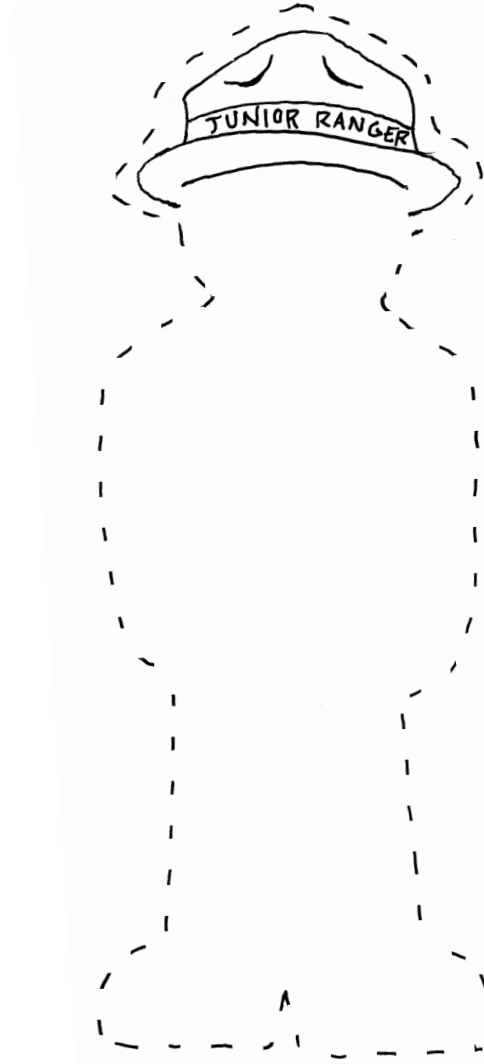
3. What can you **HEAR**:

4. How does it **FEEL**:



Be Aware and be Prepared!

When exploring, Junior Rangers should be ready to face the day! Get started by drawing yourself under the Junior Ranger hat. Make sure you are wearing the right clothes for the weather today! There is also a list of things you might want to take with you as you explore today. See if you can find them in the word find below.



What is the Weather today?

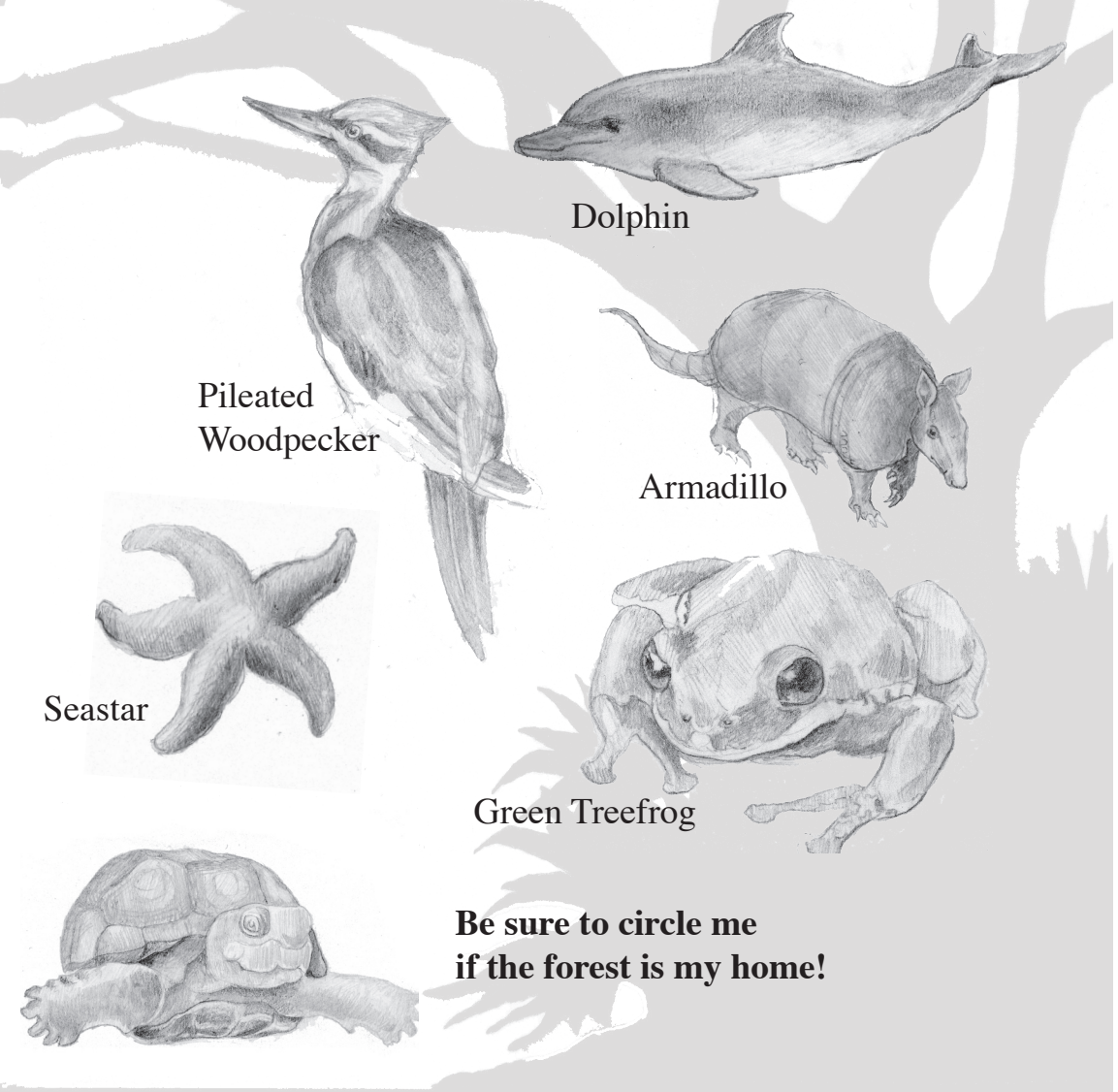
Packing List

- | | |
|--------------|--------------|
| 1. water | 6. hat |
| 2. sunshades | 7. snack |
| 3. bugspray | 8. firstaid |
| 4. map | 9. sunscreen |
| 5. raincoat | |

M S U N S C R E E N
B U G S P R A Y V E
F O H O N W I I F W
L M A B E A N L I J
W A T E R R C H W U
U P V T C T O K A M
N S U N S H A D E S
T O F I R S T A I D

Habitat Match

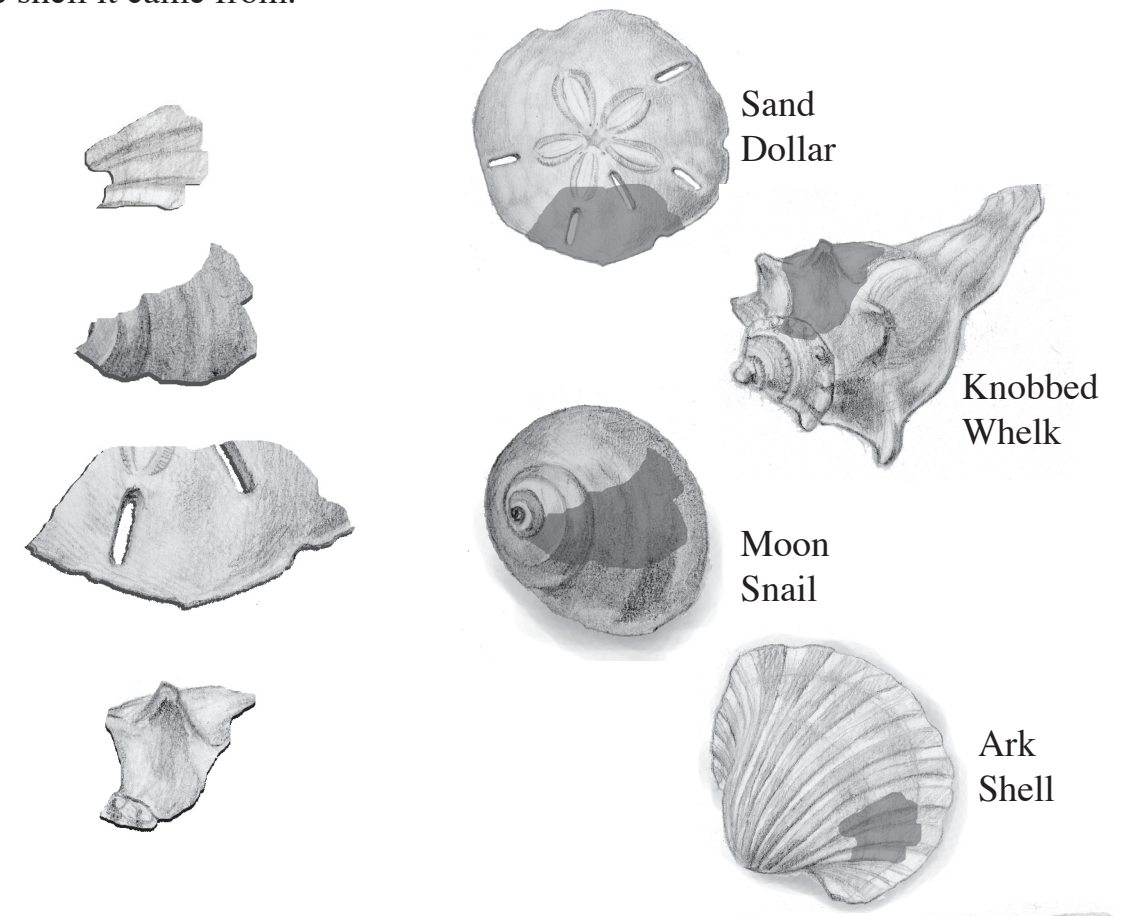
Habitats are places where animals live. They provide what animals need to survive: food, water, and shelter. Today you will find many habitats, each with their own unique animals. Circle the ones that call the **forest** their home, and put an X through the ones that don't belong here!




Be sure to circle me if the forest is my home!

Shell Match-up

Often you will find broken pieces of sea shells as you comb the beach. Use your observational skills, Junior Ranger, and draw a line from each piece to the shell it came from.



Seashells are made by animals. Remember to check your shells and leave live animals at their beach home, Junior Rangers!



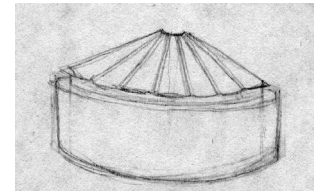
Beach Exploration Bingo!

For many people, the beach is the most popular spot on the island! Take a walk on the beach and see what you can find. See how many different items you can cross off below, and then draw your favorite find in the box provided!

Something Alive	Something Rough	Listen to a Bird	Driftwood
Find an Animal Burrow	Something Wet	Pick up Trash	Something Soft
Something Hard	Watch Wind Move the Sand	<div style="border: 2px solid black; width: 100%; height: 100%; margin-bottom: 5px;"></div> MY FAVORITE FIND	
Something Dead	Something Squishy		

Eye Spy


People have lived on Cumberland for centuries and were able to get what they needed to survive from the island's resources. Let's play **Eye Spy** and see if you can discover some things that were used in the past!



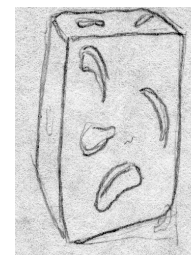
I spy a cistern that collected **WATER** for the Carnegies.



I spy wildlife that was hunted for **FOOD**.



I spy Spanish Moss that was used by the Timucuan to make **CLOTHING**.




I spy a wall with oyster shells. The shells were fired with sand and water to make tabby providing **SHELTER**.

These are just a few examples. Other resources provided medicine, building materials, and a way to make money. Keep your eyes open for things you could use if you had to live here!

Marvelous Marshes


Millions of plants and animals thrive in the **marsh**. Most creatures are just visitors looking for shelter or food in the grass or by the water's edge. Take a stroll on the boardwalk looking for signs of life in the marsh. **Circle the ones that you find!**



Dolphin



Great Blue Heron



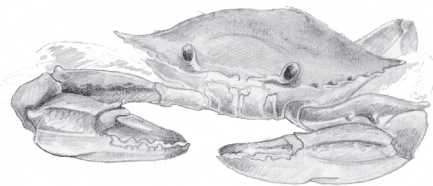
Perwinkle Snail



Ribbed Mussel



Sea Pickle





Blue Crab

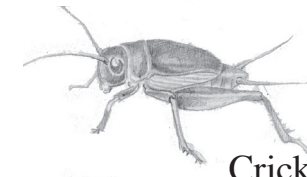
Manatees can also be seen in the marsh. Did you know that manatees can hold their breath for up to 20 minutes! **How long can you hold yours?** _____

Dune Highways


The sandy path leading through the dunes is a great place to spot animal tracks. These footprints can tell a story of which animals have been through an area, where they came from, and where they were going! **Match the animal tracks below to the animal that made it!**



Raccoon




Cricket



Turkey



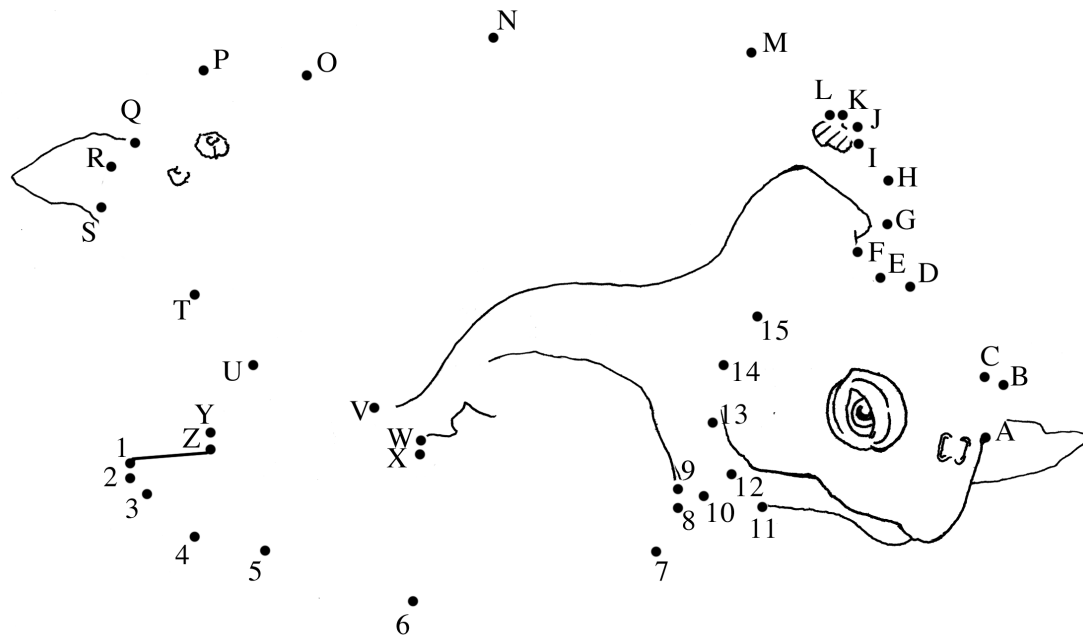
Deer



Attention Junior Rangers: we use the paths and stay off the dunes so we can protect the island and its animals!

Shifting Sand Dunes


The sand dunes are important to barrier islands. They are the natural protection for the island from the wind, waves, and water of the ocean. They are important for nesting endangered shorebirds. Connect the dots below to discover another animal that needs dunes to nest!



Hint: I am a female reptile that comes ashore May through August. I lay almost 120 eggs in each nest, but only 1 in 1000 of the hatchlings will survive to adulthood.

Who am I? _____

Can you match these riddles with some of the animals on the opposite page? There is space at the bottom for you to write your own riddle for an animal or plant you see!



- I am a marine mammal
- I have flippers instead of legs
- I like eating fish

I AM THE _____

- I am a salt loving plant
- I am short and skinny
- I was once used for my salt to make glass

I AM THE _____

- I am a wading bird
- My long legs allow me to walk through shallow water
- My long bill helps me to spear fish

I AM THE _____

-
-
-


I AM THE _____

Forest Frolic

Let's explore the **marktime forest!** Leaves come in many shapes and sizes. Pick up a few from the forest floor and make a rubbing of them in the space below. Remember Junior Rangers, protect Cumberland Island plants - **don't pick any leaves or flowers off the trees!**

Instructions:


1. Put your leaves under this page vein side up
2. On top of the paper, lightly rub with the side of your pencil
3. Watch like magic as the leaves appear!



Did you know the oldest oak trees on the island are over 400 years old!
How old are you? _____

Take a Penny Hike!

Raccoons, bobcats, deer, and birds all live here, but many creatures of the forest are small and may go unnoticed because of their size. See what you can find in an area the size of a penny or smaller and record your findings below!



Dung beetles roll poop on the forest floor! It's a dirty job, but somebody's got to do it!

Fungi like mushrooms break down dead things, making food for things still alive!

A cocoon is a sign of a life soon to emerge. Butterflies spread pollen to help the flowers grow!