



Moisture Availability and Its Impact on Vegetation

Treelines and Forest Types



Aspect

- The direction a slope faces.
- North aspects are in the shadows all winter and thus stay colder than south aspects.



Winter Solstice



25.12.2001
FREEING THE ELWHA


Spring Equinox



Summer Solstice



An Autumn Day



The Effects of Aspect



North Versus South Aspect



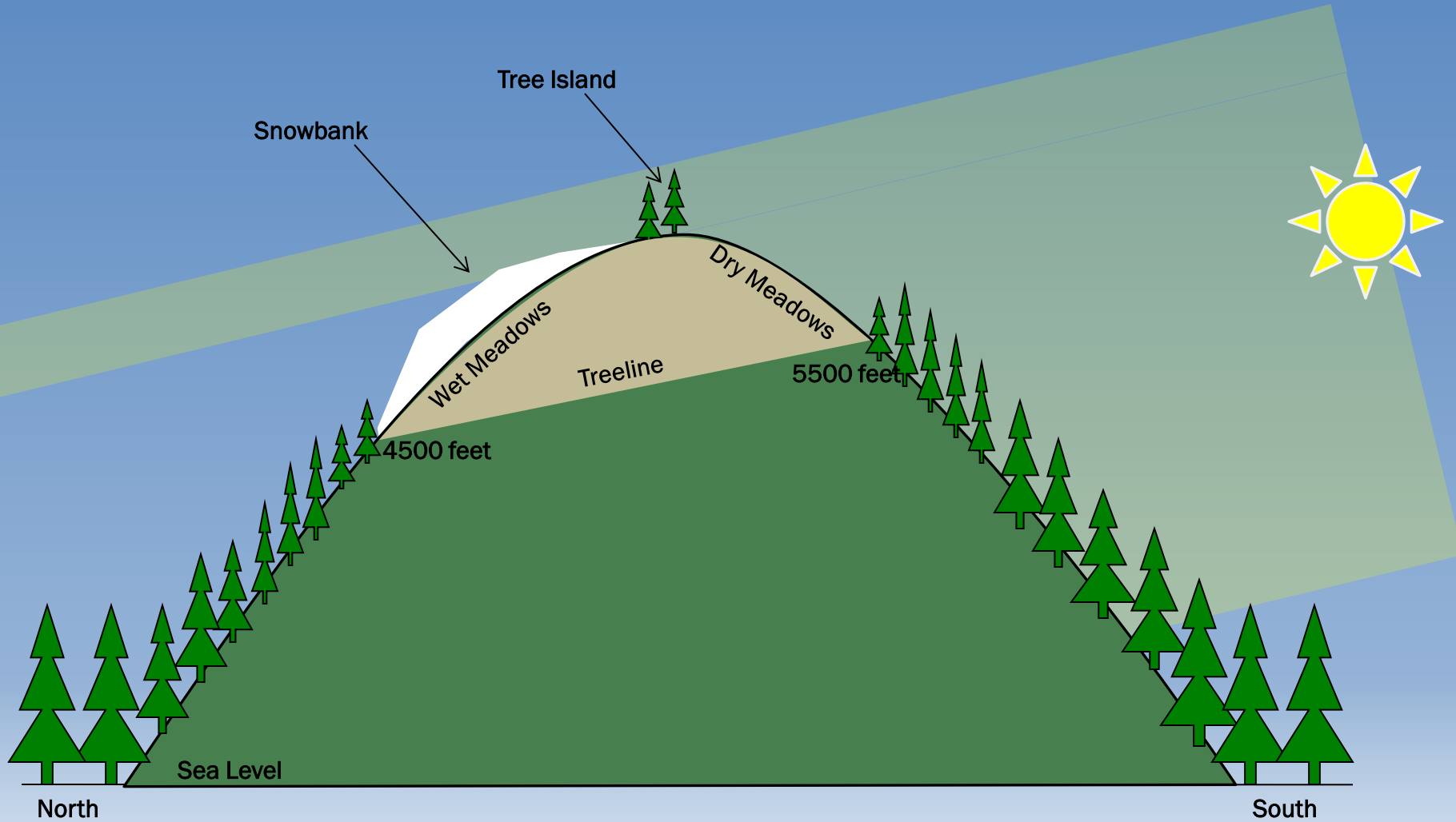
Another View of North Versus South



Dry Meadows and Wet Meadows



The Effect of Aspect on Treeline



Pacific Northwest

Aspect: The Difference Between Forest and Grassland



This project was made possible in part by a grant from
Washington's National Park Fund.

