

# Habitat Scavenger Hunt







**Safety:** Remember to explore in safe areas with an adult's supervision. We recommend daily tick checks after exploring outside. Here is a link to a Maine Tick/Lyme Disease Info Sheet for your reference: [Tick Information](#)

**Procedure:** Walk around a safe outside space with adult supervision and make a mark every time you see an example of food, water, shelter, and space. These are what animals need in their habitats to survive. You can write in a little dot, a checkmark, or you can even draw a little picture. Hint: A shelter could be a nest or a house, but remember it could also be the area underneath a log! Try with a partner and compare what you find!

**Wrap up:** Share with your scavenger hunt with your family. What was your favorite thing you saw? Did you notice something you have never noticed before? Try it inside your house too!

## CHECK OUT THIS EXAMPLE:

<p><b>FOOD</b> ✓ ✓</p> <p>✓ ✓ ✓ ✓ ✓ ✓ ✓</p> 	<p><b>WATER</b> ✓ ✓</p> <p>✓ ✓</p> 
<p><b>SHELTER</b> ✓ ✓</p> <p>✓ ✓ ✓ ✓</p> 	<p><b>SPACE</b> ✓ ✓</p> 

# My Habitat Scavenger Hunt!

**FOOD**

**WATER**

**SHELTER**

**SPACE**