

Herbert Hoover

National Park Service
U.S. Department of the Interior

Herbert Hoover National Historic Site
West Branch, Iowa



HEHO!

Activity Worksheets for Educators & Students



Artifacts from the Schoolhouse

Linda Staats

Herbert Hoover National Historic Site
110 Parkside Drive
PO Box 607
West Branch, Iowa 52358

Phone: (319) 643-2541
Website: www.nps.gov/heho

This page is intentionally blank.

HEHO, Educators!

Although “HEHO” sounds like a friendly greeting, it is also the National Park Service abbreviation for Herbert Hoover National Historic Site. The first two letters in the first two words in the name of each national park (Herbert Hoover) make up the four-letter code.



Herbert Hoover Birthplace Cottage
Linda Staats

We are glad you will be joining us either at our national park for a visit or in your classroom to learn about Herbert Hoover, the 31st president. In this package you will find 6 activity worksheets to help engage your students (third through sixth grades) in learning about Herbert Hoover’s childhood. Along the way, we hope your students will be inspired by his humble and difficult beginnings and how those experiences led him to the presidency of the United States. Directions and answers are at the back of this booklet.

Explore, learn, and protect!

The Herbert Hoover NHS Park Rangers



Herbert Hoover National Historic Site
110 Parkside Drive
PO Box 607
West Branch, IA 52358
(319) 643-2541
<http://www.nps.gov/heho>

This booklet was revised on October 18, 2010.

This page is intentionally blank.



HEHO Word Jumble

name _____

TACGEOT

		28	34	6		18

CHORES

HACKMSLTIB

37		12			2		13	39	15

SCHOOL

SEOHEORHSS

35	19	17	31	30	45	23	11	32	

COTTAGE

QARKUSE

	20	44		1	24	

HORSESHOES

RETB

4	36	26	25

SILENT

SETNIL

14	10		16	7	22

ORPHAN

REHSCO

8		42	21	38	

BLACKSMITH

TELSA

27			3	43

QUAKERS

HOLCOS

		9	41	46	

BERT

ROANHP

	5	29	40		33

SLATE

HEHO! Secret Sentence

W												W							
1	2	3	4	5	6	7	8	9	10	11	12	13	14						
W												Y	-	F					
15	16	17	18	19	20	21	22	23	10	24	25	13	26	27	28				
					D									V					
29	21	30	31	13	32	33	34	35	36	24	37	38	5	39	40	41	42	43	24
W																			
44	45	37	46	26	7														

HEHO! Missing Words

- 1) The Hoovers were _____ and attended _____ meetings.
- 2) Herbert's nickname was _____.
- 3) Herbert used a _____ to write on at school.
- 4) Herbert's father was a _____ and made _____.
- 5) Herbert was an _____ when he was only nine years old.

This page is intentionally blank.



HEHO Crack the Code

A	B	C	D	E	F	G	H	I	J	K	L	M	N	O	P	Q	R	S	T	U	V	W	X	Y	Z	
9	16			26				1 8						14					17	8					11	

After completing page 1, cut on the line so you can use the key for the Page 2 of the message.

Cut on this line.

name _____

___ E ___ BE ___ T ___ A ___ ___ OO ___ E ___ ___ A ___ BO ___
3 19 19 15 5 19 10 3 6 19 12 1 19 4

O ___ AU ___ U ___ T 10, 1874. I ___ E ___ T B ___ A ___
4 22 1 4 12 1 19 4 15 3

IO ___ A. ___ I ___ I ___ T ___ O ___ E ___ A ___
12 3 1 2 19 1 3 23 12 1

A ___ A ___ T ___ O ___ OO ___ OTTA ___ E.
1 23 5 5 12 19 23 15 22

___ E ___ BE ___ T ___ A ___ A ___ E ___ BE ___ T. ___ E
3 19 19 12 1 15 5 5 13 19 3

___ A ___ A ___ O ___ E ___ B ___ OT ___ E ___ T ___ EO ___ O ___ E,
3 13 4 5 13 19 19 3 19 3 13 19

___ A ___ E ___ TA ___ A ___ O, ___ E ___ A ___ A
15 5 5 13 13 5 1 3 3 13

YOU ___ E ___ I ___ TE ___ A ___ Y, ___ A ___ E ___
4 22 19 1 1 19 23 19 15 5 5 13

___ AY. BY T ___ E A ___ E O ___ I ___ E, BE ___ T
23 3 22 2 4 4 19



HEHO Crack the Code, continued

Cut on this line.

name _____

___ A ___ A ___ O ___ ___ A ___ . BOT ___ O ___ ___ I ___
12 1 4 19 20 3 4 3 2 3 1

___ A ___ E ___ T ___ . ___ E ___ ___ E A ___ ___ ___ U ___ ___ A ,
20 19 4 1 25 1 1 4 13 3 5 13

___ A ___ ___ IE ___ . A ___ ___ O ___ T ___ E ___ ___ I ___ ___ E ___
3 13 13 13 5 5 2 3 15 3 5 13 19 4

___ E ___ E ___ E ___ T TO ___ I ___ E ___ IT ___
12 19 1 4 5 6 12 3

___ I ___ ___ E ___ E ___ T ___ E ___ A T I ___ E ___ .
13 2 2 19 4 19 5 6 1

BE ___ T ___ A ___ TO T ___ A ___ E ___ BY T ___ AI ___ TO
19 3 13 19 6 5 19 4

O ___ E ___ O ___ ___ IT ___ O ___ ___ Y T ___ O ___ I ___ E ___
19 22 4 12 3 4 5 12 13 23 1

___ E ___ ___ I ___ ___ I ___ ___ O ___ ___ ET.
1 12 4 4 3 1 20 15 10

Congratulations! You cracked the code!



HEHO Before and After

name _____

When you visit Hebert Hoover National Historic Site, you will tour 4 historic buildings that were apart of Herbert Hoover's life. **Before** you go on your field trip, try to imagine what are in these buildings and write down 2 or 3 things you think you'll see. **After** the field trip, add 2 or 3 things you did see to your list of items.

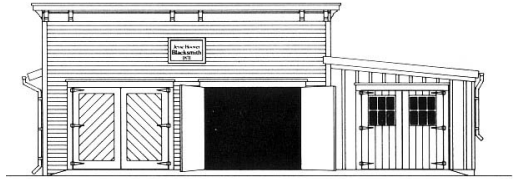
Birthplace Cottage



Before: _____

After: _____

Blacksmith Shop



Before: _____

After: _____

Meetinghouse



Before: _____

After: _____

Schoolhouse



Before: _____

After: _____

This page is intentionally blank.



HEHO High Five

After every student receives a HEHO quiz card, the class stands and puts one arm straight up. Students walk around the room and **HIGH FIVE** the first friend they meet. Previous to this, the teacher needs to decide which partner will go first such as: birthday order, alphabetical order in first or last name. The first student reads the quiz card to the partner. If the student gets it right, they **HIGH FIVE** each other. If the student gets it wrong, give a clue or the correct answer. Then give a **HIGH FIVE!** Now it is the other friend's turn. Repeat. After the third **HIGH FIVE**, always **SWITCH** quiz cards and find another friend to **HIGH FIVE!**

<p>Name the people in Bert's family.</p> <p><i>parents: Jesse and Hulda</i> <i>brother: Theodore (Tad)</i> <i>sister: Mary (May)</i></p>	<p>Who built Herbert Hoover's birthplace cottage?</p> <p><i>His father and grandfather</i></p>
<p>Herbert Hoover was born on _____ 10, 1874.</p> <p><i>August</i></p>	<p>Name 3 ways Bert's home is different from yours.</p> <p><i>Small, only 2 rooms, no bathroom, summer kitchen, no closets, no electricity</i></p>
<p>The Hoovers belonged to the religious group called the _____.</p> <p><i>Quakers</i></p>	<p>Why did the Hoovers have a summer kitchen?</p> <p><i>It was too hot to have the stove in their small house.</i></p>
<p>Herbert Clark Hoover was born in the town of _____, Iowa.</p> <p><i>West Branch</i></p>	<p>How did the Hoovers heat their house in the winter?</p> <p><i>They would bring in the stove from the summer kitchen.</i></p>
<p>Name a chore Bert would have had to do when growing up.</p> <p><i>Getting water, splitting wood, gardening, feeding chickens</i></p>	<p>What was Bert's father's first job?</p> <p><i>He was a blacksmith.</i></p>
<p>After Tad, Bert, and May's parents died, the children were _____.</p> <p><i>orphans</i></p>	<p>What did a blacksmith do?</p> <p><i>He made horseshoes and fixed farm machines.</i></p>

This page is intentionally blank.



HEHO High Five, continued

<p>What were the names of the 2 presidents whose pictures hung in the schoolhouse?</p> <p><i>Washington and Lincoln</i></p>	<p>Name two other items you saw in the schoolhouse.</p> <p><i>Bell, blackboard, globe, wooden desks, book-case, coal stove</i></p>
<p>What did the students use to write their lessons on?</p> <p><i>A slate</i></p>	<p>The _____ is where the Quakers met for worship.</p> <p><i>Meetinghouse</i></p>
<p>Why did the Meetinghouse have a partition down the middle of it?</p> <p><i>The women and men didn't sit together.</i></p>	<p>Why did Herbert Hoover say that he learned patience at the Meetinghouse?</p> <p><i>The Quakers had to sit in silent waiting at their meetings.</i></p>
<p>Where would noisy, restless or crying babies go with their mothers during the silent meeting?</p> <p><i>The cry room</i></p>	<p>When Bert was 11, he was sent to live with his aunt and uncle who lived in what state?</p> <p><i>Oregon</i></p>
<p>When Bert left West Branch to go live in Oregon with his uncle, what did he have sewn in his pocket?</p> <p><i>2 dimes</i></p>	<p>Did the Hoovers ever move to another home in West Branch?</p> <p><i>Yes. They moved down the street to a two story home with many maple trees in the yard.</i></p>
<p>What did the Hoover children like to do at Cook's Hill?</p> <p><i>Go sledding</i></p>	<p>What did the Hoover children like to do in the summer?</p> <p><i>Fish and swim</i></p>
<p>Bert spent a summer with an uncle, on an Osage _____.</p> <p><i>Indian Reservation</i></p>	<p>How many bedrooms did the Hoover family sleep in?</p> <p><i>All 5 family members slept in one bedroom.</i></p>

This page is intentionally blank.

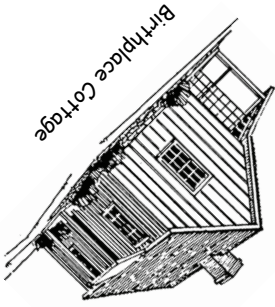


HEHO Storyteller

name _____

- Cut on the dotted line.
- Place the paper with the print face down.
- Fold the paper in half to make a triangle.
- Fold the triangle in half
- Open the paper up and place it with the print face down
- Fold each corner to the middle.
- Keep it folded and turn the folded paper over.
- Fold each corner to the middle.
- Fold it in half to make a rectangle.
- Slip each thumb and forefinger into a pocket.
- With thumbs and forefingers in the pockets, bring all the corners together.
- Find a friend and ask him or her to spell HOOVER as you manipulate the pocket squares back and forth until Hoover is spelled.
- Ask your friend to pick a letter that is on a flap.
- Open the flap and ask your friend the question under it.
- Your turn!

Cut on this line.




Birthplace Cottage

H.

When is Bert's birthday?

C.

Where was the Hoover's kitchen in the summer and why was it there?



Blacksmith Shop

R

How do you know that the Quakers thought education was important?

H

Name 3 chores that Bert had to do.

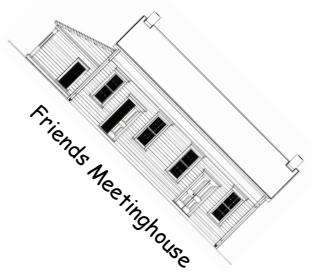
What did you see and learn at HEHO? Write about something you saw or learned and draw a picture of it. Share what you saw and learned with friends and family.

F

Why was it hard for Bert to sit through the Meetinghouse?

O

What was the first business Bert's father had?



Friends Meetinghouse

V

What were the names of Bert's siblings?

What were the names of Bert's parents?

O



Schoolhouse

This page is intentionally blank.

This page is intentionally blank.

Directions and Answers to Activity Worksheets

The **HEHO Word Jumble**, **HEHO Secret Sentence**, and **HEHO Missing Words** (all on 1 page), **HEHO Crack the Code**, and **HEHO Before and After** are suggested activities **before** a field trip visit to Herbert Hoover National Historic Site and/or to introduce teaching about Herbert Hoover.



The **HEHO Before and After**, **HEHO High Five**, **HEHO Storyteller** and **Letters to the Rangers at HEHO** are suggested activities **after** a field trip visit or at the conclusion of lessons about Herbert Hoover.

Some pages are intentionally left blank so that the booklet may be printed double-sided.

HEHO Word Jumble

Introduce the vocabulary list on the right.

The list on the left has the same words, but the spelling is jumbled and the words are not in the same order.

Once the words are *un-jumbled*, students use the coded letters to solve the HEHO Secret Sentence.

Answers:

1. cottage
2. Blacksmith
3. horseshoes
4. Quakers
5. Bert
6. silent
7. chores
8. slate
9. school
10. orphan

HEHO Secret Sentence

Write the coded letters in the corresponding numbered squares in the sentence. Some letters will have more than one number.

Answer: West Branch, Iowa is where our thirty-first president, Herbert Hoover, was born.

Directions and Answers to Activity Worksheets

HEHO Missing Words

Fill in the missing words from the vocabulary list in HEHO Word Jumble.

Answers:

1. Quakers, silent;
2. Bert
3. slate
4. blacksmith, horseshoes
5. orphan

HEHO Crack The Code

To crack the code, students must fill in the missing numbers after each word they have solved. Once some numbers are filled in, they will give clues to the remaining missing letters in the words.

All of the vowels plus B and Y have already been filled in to help get the students started in cracking the code.

This activity is two pages. If it is run back to back, students may cut the code off to look at when completing the second page.

Depending on the grade level, it may be helpful if the first sentence or two are done as a class. Also, this activity would be good to use for cooperative learning and work with a partner.

Answer:

Herbert Clark Hoover was born on August 10, 1874, in West Branch, Iowa. His first home was a small two room cottage. Herbert was called Bert. He had an older brother, Theodore, called Tad. Also, he had a younger sister Mary, called May. By the age of nine, Bert was an orphan. Both of his parents, Jesse and Hulda, had died. All of the children were sent to live with different relatives. Bert had to travel by train to Oregon with only two dimes sewn in his pocket.

Directions and Answers to Activity Worksheets

HEHO Before and After

The directions are on the top of the activity sheet. This activity sheet also would be a good way for students to share what they have learned with their family about their field trip to Herbert Hoover National Historic Site.

HEHO Storyteller

The directions are on the bottom of this activity sheet. This activity is another fun way for students to share what they learned with their families.

Answers:

What is Bert's birthday? ***August 10, 1874***

Where was the Hoovers' kitchen in warm weather? ***On the back porch***

Name 3 chores that Bert had to do. ***Getting water, splitting wood, gardening, feeding chickens***

What was the first business Bert's father had? ***Blacksmith Shop***

What were the names of Bert's parents? ***Jesse and Hulda***

What were the names of Bert's siblings? ***Theodore (Tad) and Mary (May)***

Why was it hard for Bert to sit through the Quaker gatherings at the Meetinghouse? ***Bert had to sit still and be silent.***

How do you know the Quakers thought education was important? ***They helped build the first school which was also used as their Meetinghouse.***

HEHO High Five

The directions for this cooperative learning game are on the top of the activity sheet. Blank cards are included so teachers or students may fill them in with their own facts. A few suggestions for copying the cards are:

- copy on card stock or construction paper
- copy on regular paper, then cut and glue on to index cards
- laminate the cards

Letters to the Rangers at HEHO

The rangers at HEHO always appreciate and enjoy hearing from the students and teachers who visit our park. We've included a letter form that has space for a picture too. Please send letters and drawings to: **Herbert Hoover National Historic Site, PO Box 607, West Branch, Iowa 52358.**

Teacher to Ranger to Teacher Program

Teacher-Ranger Kristen Bergren created this activity booklet as part of the Teacher to Ranger to Teacher Program.

Teacher to Ranger to Teacher provides professional development opportunities for teachers in National Parks. Through an agreement with a public school district, a teacher may be detailed to work as a park ranger for up to eight weeks in the summer. The Teacher-Ranger performs the duties of a park ranger-interpreter, reviews educational programming, and develops lesson plans and activities for use in the park and in the classroom. The Teacher-Ranger makes presentations or teaches lessons as a park ranger during National Park Week of the following school year.



For more information about Teacher to Ranger to Teacher at Herbert Hoover National Historic Site or other National Parks, visit <http://www.nps.gov/learn/trt/index.html>.