

National Park Service
U.S. Department of the Interior

Zion National Park



Canyon Creatures

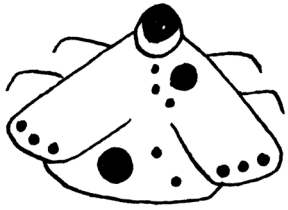
Classification Part 2



Name: _____

Canyon Creatures

Give a name to each creature. Then, using the flow chart, create a dichotomous key flow chart to identify each creature.




1. _____




2. _____



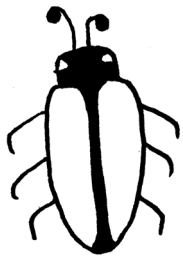
3. _____




4. _____



5. _____



6. _____




7. _____



8. _____



9. _____



10. _____

Name:



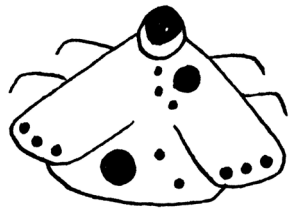
Canyon Creatures Flow Chart



Name: _____

Canyon Creatures Answer Guide

Students will come up with names for each creature. If they need ideas, suggest they name it for the way it looks or moves. Then they will fill in the following flow chart, creating a dichotomous key to identify their creatures.



1. _____




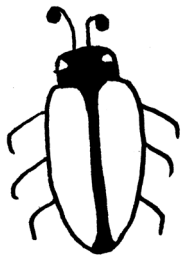
2. _____

3. _____

4. _____

5. _____

Creature names will vary based on student creativity.



6. _____

7. _____

8. _____

9. _____

10. _____

Canyon Creatures Answer Guide

Use a similar chart to keep track of shoes during the class activity. Students will then create a similar chart to define their creatures. Each student's flow chart will vary based on how they choose to classify their creatures. Check to ensure each step of the flow chart is accurate (utilize peer grading if necessary). There should be a rectangle around each species name, signifying there are no further divisions necessary for identification.

