

LEAVE NO TRACE CAMPING PRACTICES

Fires

Campfires must be built within fire receptacles where provided. Dead wood on the ground in forested areas or unvegetated beach areas may be collected for firewood. Firewood cannot be carried into, or between islands in, the national lakeshore. Chain saws cannot be operated in the national lakeshore. Before leaving a campfire, the fire must be extinguished and free of litter with no evidence of food remains that could attract wildlife. Fires are not allowed on Raspberry Island beaches, at Julian Bay and Presque Isle Bay on Stockton Island, or on beaches within 150 feet of campsites where fire receptacles are provided. Where beach fires are allowed, they must be built on bare sand, near the water's edge, below the vegetation line. Fires are not permitted in portable grills or stoves on docks or topside areas of boats tied to public docks. Open fires will be prohibited when fire danger is high.

Tent Pads

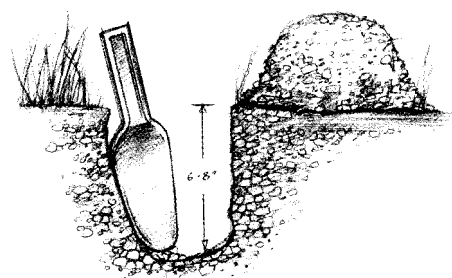
Campers should place their tents within the area outlined by a tent pad where one is provided.

Garbage/Refuse

All visitors must be prepared to carry their garbage/refuse out of the park. Do not dispose of garbage in toilets, do not bury it, do not burn it, and do not throw it in the lake.

Human Waste

Use vault toilets where provided. Otherwise, take care to dispose of human waste properly. This includes digging a hole at least six inches deep and 200 feet from the campsite and the nearest body of water. Cover thoroughly. Bag toilet paper and pack it out.



Water

Potable water is only available at Little Sand Bay, Sand Island, and at Presque Isle on Stockton Island. Be prepared to boil water from the lake for at least two minutes or filter it through an adequate filter (0.4 microns pore size) before use to eliminate waterborne organisms such as *Giardia l.*, a bacteria which causes a severe intestinal disorder. Please do not use or dispose of any type of soap within 100 feet of any water source.

Pets

Pets must be kept on a leash that is six feet or shorter, and never left unattended. Persons having pets within the park must dispose of all pet excrement. Excrement must either be packed out or deposited in wooded areas at least 100 feet from any trail, campsite, dock, building, picnic area, or water source. Pets are not allowed in public buildings or on scheduled Apostle Islands Cruise Service trips (except assistance dogs accompanying visually or hearing impaired people.)



Quiet Hours

In order to insure a quality camping experience, quiet hours are enforced from 10 p.m. to 6 a.m.

Insects and Ticks

Biting insects can be prevalent from June to September. Wearing long pants and long sleeved shirts provides some protection from mosquitoes, flies, and ticks. Insect repellents are helpful. The tick that transmits Lyme's Disease and Ehrlichiosis is found in the park, so check yourself frequently. If you notice a rash, flu-like symptoms, or pain in the joints following a tick bite, call your physician.

Protecting Your Park

Beaches and sandspits are some of the park's most popular attractions. They also support fragile plant communities. Please use established trails, boardwalks, and sand ladders. Do not trample beach grasses and lichens. The islands provide homes for many bird and animal species. Please observe wildlife from a distance. Help us keep the area's historic record intact by leaving artifacts where you find them.

Apostle Islands National Lakeshore
415 Washington Avenue
Bayfield, Wisconsin 54814



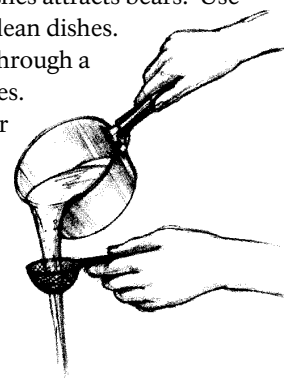
BEAR PRECAUTIONS

Black bears may be on several of the Apostle Islands, but are most common on Oak, Sand, Manitou and Stockton islands. To avoid a close encounter:

- Make noise when you hike. Travel in groups on established trails.
- Watch for bear signs such as tracks, scat, claw marks on trees, diggings, and torn-up stumps.


Reduce Food Odors

- Avoid strong smelling foods.
 - Do not cook in or take food, garbage, dish towels, or toiletries into the tent.
 - When cooking, wipe your hands on a small hand towel and store it with the food.
 - Separate kitchen and sleeping areas.
 - Wash dishes and clean the kitchen site after cooking.
 - Wastewater from cleaning dishes attracts bears. Use minimal amounts of water to clean dishes.
 - Wastewater must be filtered through a strainer to remove food particles.
- Pack out food scraps with other garbage.
- Strained wastewater must be broadcast on the ground at least 50 yards from camp or disposed of in a vault toilet.



Store Food Securely

- All food, garbage, cooking materials, condiments, utensils, and toiletries (such as toothpaste or soap) must be secured from wildlife contact. Bear proof food lockers are provided for this purpose at campsites on Basswood, Cat, Devils, Manitou, Michigan, Oak, Otter, Outer, Sand, York, and Stockton islands as well as the mainland campsite.
- Where food lockers are not available, campers should hang their food and related items in a tree away from



their tent at least 10-12 feet from the ground and five feet away from the trunk. Suspending the food cache between two trees or counterbalancing two bags over a branch are effective methods.

- Cook stoves may not be left unattended until they have been cleaned of food scraps.
- Never leave food or water bottles unattended.

If You Encounter A Bear...

- Never approach a bear, even to take pictures. Keep at least 50 yards away.
- Never feed a bear.

...In The Backcountry

- Walk away while facing the bear.
- Do not look directly in the bear's eyes.
- Speak quietly, act passively, letting the bear know you are not a threat.
- If the bear approaches, wave arms and talk louder so the bear can identify you as a human.

...In A Visitor Use Area (campsite, dock, picnic area)

- Make yourself look big and dominant. Show that you are in charge by using voice tone and body posture.
- Bang pots, yell, make noise until the bear leaves the area.
- Put food and trash away.
- Throwing small rocks in the direction of the bear should be done with caution. Do not try to hit the bear.
- Report the encounter to park staff as soon as possible.

...And The Bear Acts Aggressively Towards You

- Leave the area immediately. Do not run.
- Report the encounter to park staff as soon as possible.

National Park Service
U.S. Department of the Interior



Apostle Islands National Lakeshore

CAMPING in the Apostle Islands



Camping permits are required for all camping in Apostle Islands National Lakeshore. A nightly fee is charged for camping in the park. The permit system allows campers to reserve campsites in advance. Photos and descriptions of campsites at Apostle Islands National Lakeshore are included on the park's website at www.nps.gov/apis/planyourvisit/campsite-directory.htm. Careful planning is essential for a successful and enjoyable visit to the islands. Use the following information to help plan your visit.

User Fees

Overnight Camping

Parties of 1-7 campers \$10/night
Parties of 8-20 campers \$20/night

CAMPING IN THE LAKESHORE

Permits, Fees, and Reservations

Permits to reserve individual and group campsites can be arranged in advance, and should be obtained prior to departure for the islands. Each permit is good for up to 14 consecutive nights of camping. Camping permits are nontransferable. Campsites will be assigned when a reservation is made. Individual campsites, which accommodate one to seven people, can be reserved beginning one month before the start of a trip. A fee of \$10/site/night will be charged. This fee must be paid (by credit card, check or cash) when the reservation is made.

A party of eight to twenty people is considered a group. All groups must use designated group campsites. The park accepts group camping permit reservations beginning in January for that year. Please contact the park or check the park website for details on how to reserve group campsites. A fee of \$20/site/night must be paid (by credit card, check, or cash) when the reservation is made.

Reservations can be made according to the guidelines above from 8 a.m. to 4:30 p.m. Central Time daily from Memorial Day through September; and Monday through Friday from October to Memorial Day. To make reservations or for more information please call (715)779-3397, select option 1. The name appearing on the permit is the individual that will be held legally responsible should anyone in the party fail to comply with the conditions of the permit. Legal responsibility also applies to any group, organization or commercial entity that registers under the name of a single individual.

Permits must be picked up in person at the lakeshore's headquarters visitor center at 415 Washington Avenue in Bayfield, Wisconsin. Any permit unclaimed at 4:30 pm on the first day of its itinerary will be cancelled unless the camper calls that day to inform staff of a late arrival.

Refunds and Itinerary Changes

Partial refunds may be issued for cancellations of an entire trip made at least one day before the start of a trip. Refunds are only available for fees paid with an approved credit card. The cost of the first two days of any trip is considered a nonrefundable administrative cost for processing the permit. Refunds will be issued for fees paid by credit card to cover nights 3-14 of a trip. No

refunds will be issued after the start of a trip. No refunds will be issued for partial cancellations.

If itinerary changes are necessary before a trip begins or once a camping trip is underway, please contact park staff by calling (715)779-3397 or in person whenever possible. Present your camping permit to park staff when making these itinerary changes. There will be no charge for changes due to severe weather conditions or campsite closures. Campers choosing to make itinerary changes for other reasons will be charged \$10/night (\$20/night for group campsites) for each nightly change.

Campers planning to use the Apostle Islands Cruise Service Camper Shuttle to reach Oak Island or Stockton Island can obtain a full refund of their camping fees if the shuttle is cancelled.

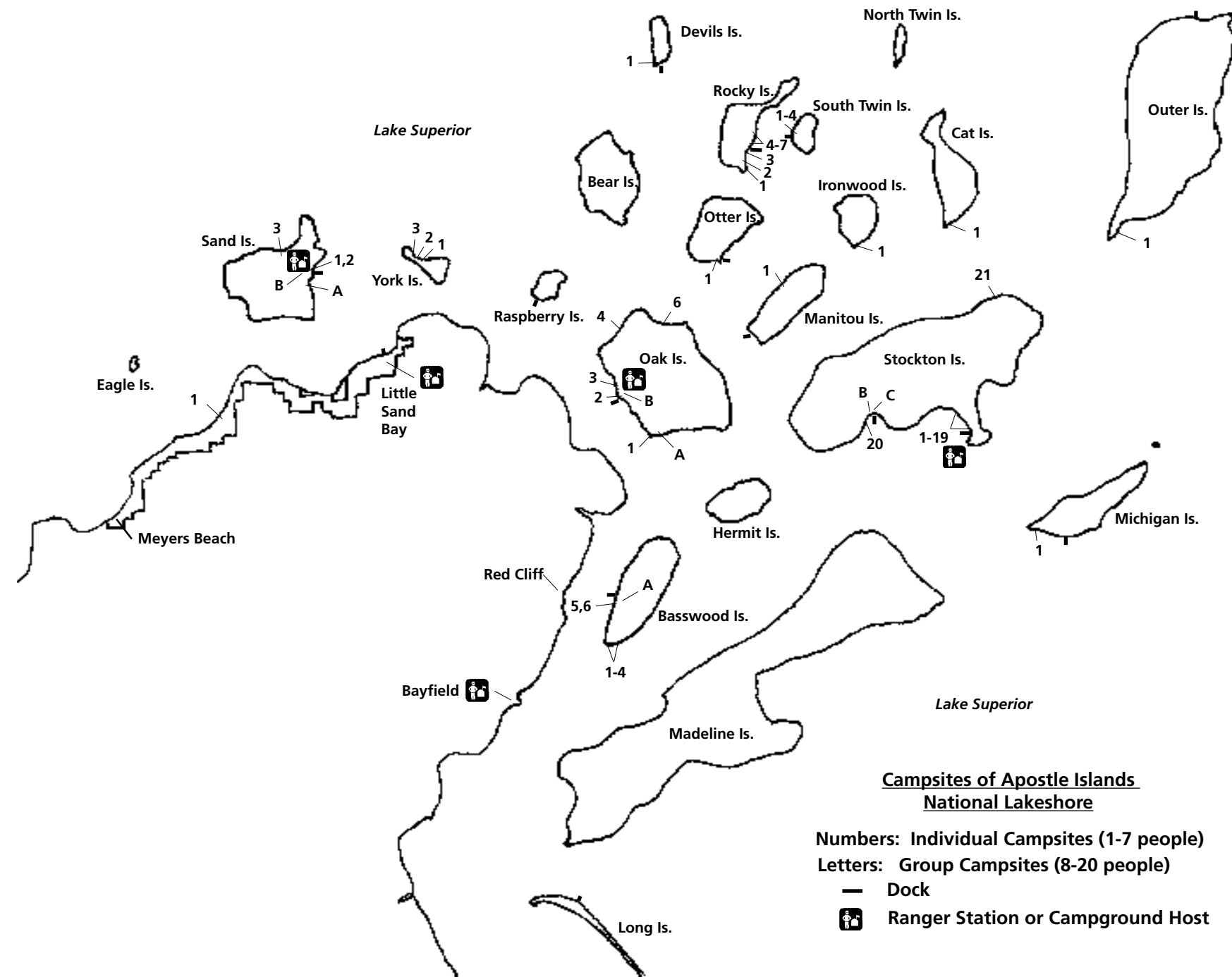
Camping Zones

Camping is available outside of individual or group campsites on all islands except Devils, Eagle, Gull, North Twin, and York. Camping zones have been established on the rest of the islands for visitors seeking a remote backcountry experience. Camping zone maps are available at the headquarters visitor center. A fee of \$10/party/night will be charged. Only one camping party will be allowed per zone per night. Parties camping in designated camping zones are limited to a maximum of five campers and two tents. They should use backpacking stoves for cooking and practice "Leave No Trace" camping techniques, including not camping in the same spot used by someone else in the recent past.

The following areas are CLOSED to camping:

- * Areas excluded from designated camping zones and closed to camping to protect sensitive natural and cultural resources.
- * Areas posted as closed to protect bird nesting areas and threatened or endangered species.
- * In view of any designated trail.
- * Within 1/4 mile of any building, historic structure, individual or group campsite.
- * Within 100 feet of a flowing stream.
- * Private land or leaseholdings.
- * All of Eagle, Gull and North Twin Islands.

Campsites	Well Water	Vault Toilet	Fire Ring	Tent Pad	Food Locker
Basswood - 1917 acres, 7.2 miles of trails					
Sites 1-4: South end of island			X	X	X
Sites 5, 6: 200 yards south of dock		X	X	X	X
Group Site A: 200 yards south of dock		X	X		X
Cat - 1348 acres, no trails					
Site 1: Near sandspit at south end of island		X	X		X
Devils - 318 acres, 1 mile of trail					
Site 1: South end of island near dock		X	X		X
Ironwood - 659 acres, no trails					
Site 1: Sandspit at south end of island			X	X	
Mainland Unit - 2568 acres, 4.5 miles of trails					
Site 1: On Lakeshore Trail, 4.5 miles NE of trailhead			X	X	X
Manitou - 1363 acres, 2.75 miles of trails					
Site 1: Beach area 2 miles north of fish camp dock					X
Michigan - 1578 acres, 1.5 miles of trails					
Site 1: Beach area 0.9 miles west of light station			X		X
Oak - 5078 acres, 11.85 miles of trails					
Site 1: Sandspit, 1.5 miles SE of dock		X	X		X
Site 2: 0.1 mile west of dock		X	X		X
Site 3: 0.25 mile west of dock		at dock	X	X	X
Site 4: NW beach, 2.8 miles from dock		X	X	X	X
Site 6: North Bay, 3.9 miles from dock		X	X		X
Group Site A: Clearing near sandspit		X	X		X
Group Site B: Clearing near dock		X	X		X
Otter - 1333 acres, 1.9 miles of trails					
Site 1: Sandspit near dock		X	X		X
Outer - 8000 acres, 8.7 miles of trails				X	X
Site 1: Southern tip of island on sandspit		X	X	X	X
Rocky - 1100 acres, 1.9 miles of trails					
Site 1: On sandspit 0.5 miles south of NPS dock		X	X	X	
Sites 2-7: Within 0.25 miles of NPS dock		X	X	X	
Sand - 2949 acres, 2.6 miles of trails					
Sites 1, 2: Grassy clearing near East Bay NPS dock	X	X	X		X
Site 3: West end of Lighthouse Bay			X	X	X
Group Site A: 200 yards south of East Bay dock	X	X	X		X
Group Site B: Clearing near East Bay dock	X	X	X		X
South Twin - 360 acres, 0.35 miles of trails					
Sites 1-4: Sandspit near dock		X	X	X	
Stockton - 10054 acres, 14.5 miles of trails					
Sites 1-19: Presque Isle Campground	X	X	X	X	X
Site 20: Quarry Bay		X	X	X	X
Site 21: Trout Point			X	X	X
Group Sites B, C: Quarry Bay		X	X		X
York - 321 acres, no trails					
Sites 1-3: Beach on north side of island		X	X		X



Campsites of Apostle Islands National Lakeshore

Numbers: Individual Campsites (1-7 people)

Letters: Group Campsites (8-20 people)

— Dock

Ranger Station or Campground Host