


# Amistad


National Park Service  
U.S. Department of the Interior  
Amistad National Recreation Area




## Junior Ranger Activity Book



Cenizo




Lechugilla



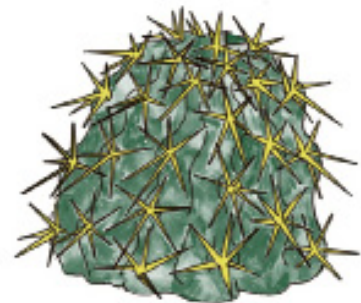
Sotol



Indian blanket



Lantana



Horse Crippler


# Welcome to Amistad National Recreation Area!

As a Junior Ranger you will get to explore the beautiful Lake Amistad and its surroundings! If you enjoy swimming, fishing, hiking, boating, and camping you will enjoy the lake and all it has to offer. There are so many cool plants and animals to learn about. If you like to learn about local history and culture this is the place to be.

Fun fact, the word Amistad means FRIENDSHIP in Spanish.



# The National Park Service Arrowhead



The arrowhead is the emblem of the National Park Service. You will see it in every National Park you visit. It is found at the entrance to the park and at visitor centers and other buildings.

To the left is the outline of the N.P.S. arrowhead, but it is incomplete.

Find a National Park Service arrowhead and complete the drawing.

## Fill in the Blanks!

Each item in the National Park Service arrowhead represents a feature protected within all National Park sites. Look at the design of the arrowhead and find the items that fit in the blanks below:

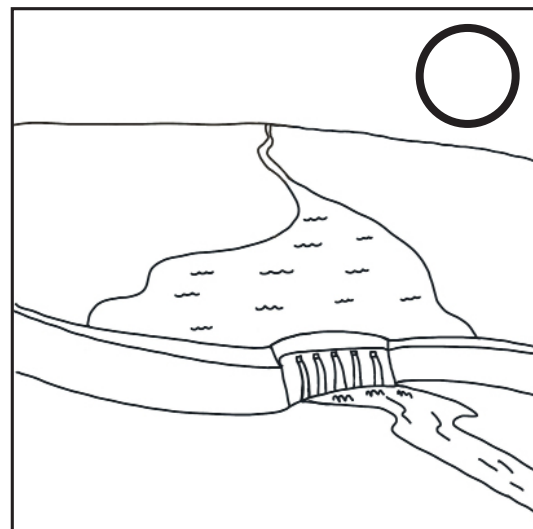


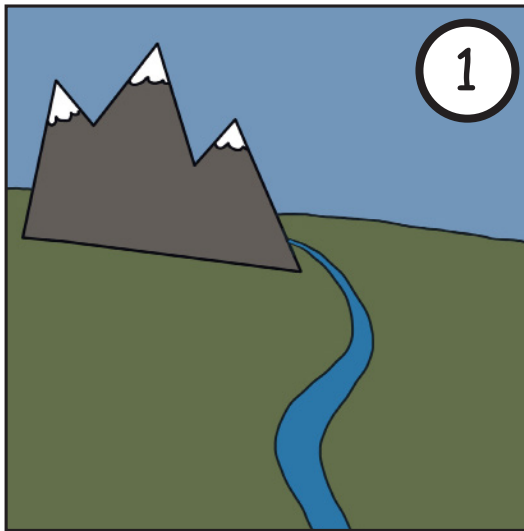
1. The \_\_\_\_\_ represents all vegetation.
2. The \_\_\_\_\_ represents all wildlife.
3. The \_\_\_\_\_ represents all land forms, scenery, and recreational opportunities.
4. The \_\_\_\_\_ represents all waters.
5. The \_\_\_\_\_ shape of the outline represents historical and cultural treasures.

# Where did all this water come from?


The Amistad Reservoir is fed by 3 major rivers. These rivers are the Rio Grande, the Pecos River, and the Devils River. Eventually all the water from the rivers come together and flow to the Amistad Dam. After the dam, the water continues downstream following the path of the Rio Grande to the Gulf of Mexico.



Look at the pictures below and number them in the order the water flows. The first one has been done for you.




# Rock Art and You





About 4000 years ago, the Native American people who lived in the Amistad area were not only hunters and gatherers, but artists and storytellers also. They painted beautiful and interesting pictographs on the canyon walls throughout the region. Panther Cave and Parida Cave are two of many sites in the area where this rock art can be seen. Since the ancient people are not here to tell us the meanings behind the paintings, we are left to imagine and possibly discover their stories.

Looking at the ancient rock art from Panther Cave, draw your favorite figure and write what you think the symbols represent.



When you visit a rock art site or see some archeology first hand, please remember it is very important that you take nothing with you. Leaving artifacts where they are helps archeologists piece together the puzzle of what these historical sites meant or were used for.

Every plant, animal, rock, fossil, and artifact that you find in the park is right at home where it is. All together they tell the story of the park. Since you can't take these things with you, use the space below to draw a picture of what you saw, smelled, heard, or felt when you were at Amistad National Recreation Area.



# Adding up your Stuff

Imagine it is the late 1800's and you and your family are moving to the area around the present day Amistad Reservoir. You will be taking a train to your new home. Help your family pack for your new life in West Texas.

Your family is only allowed to bring 750 lbs on the boxcar. Circle the things your family will need at your new home.

Make sure that only the most important items are chosen. Once you reach your new home if you need to buy any items your family will have to travel a full day by horse back to Del Rio. Other items will be made by you and your family when you get to your new home.



## Belongings Your Family Will Need

Use the space below to add up the items you have picked.

Items	lbs
Grand Total:	_____ lbs

Fine China Set: 75 lbs	Candles: 26 lbs
Gardening Tools: 120 lbs	Clothes: 45 lbs
Saddle and Tack: 80 lbs	Saw/Hammer/Nails: 29 lbs
Sewing supplies: 15 lbs	Axe: 5 lbs
Rifles: 26 lbs	Animal Traps: 15 lbs
School supplies: 15 lbs	Lead for bullet molds: 26 lbs
Furniture: 500 lbs	small sack of candy: 5lbs
Rope: 5 lbs	Gun Powder: 20 lbs
Cookwear: 75 lbs	Blankets/Bedding: 40 lbs
Dried Meat: 45 lbs	Barrel of Water: 85 lbs
Dried Fruit: 45 lbs	Seeds for a garden: 15 lbs
Sack of Beans: 40 lbs	Sack of dried corn: 40 lbs
Sack of Flour: 50 lbs	Small sack of sugar: 20 lbs



# Amistad Loteria

Loteria is a game popular in Mexico and throughout the Southwest United States. It resembles the game of BINGO, but uses images instead of numbers. As you see some of these images in the park, mark them off. If you get 4 in a row you win!

4



El Nadador  
*The Swimmer*

7



El Oso Negro  
*The Black Bear*

10



La Guarda Parques  
*The Park Ranger*

40



La Presa  
*The Dam*

4



El Sombrero  
*The Flat Hat*

50

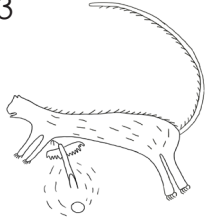
El/La Visitante  
*The Visitor  
(draw your self)*

15



El Mapache  
*The Raccoon*

23



Arte Rupestre  
*Rock Art*

64



El Cenzontle  
*The Mocking Bird*

9



El Venadito  
*The Fawn*

45



El Kayakista  
*The Kayaker*

32



Los Binoculares  
*The Binoculars*

39



La Flor de Nopal  
*The Cactus Flower*

14



La Lechuguilla  
*Lechuguilla*

32



La Mariposa  
*The Butterfly*

11



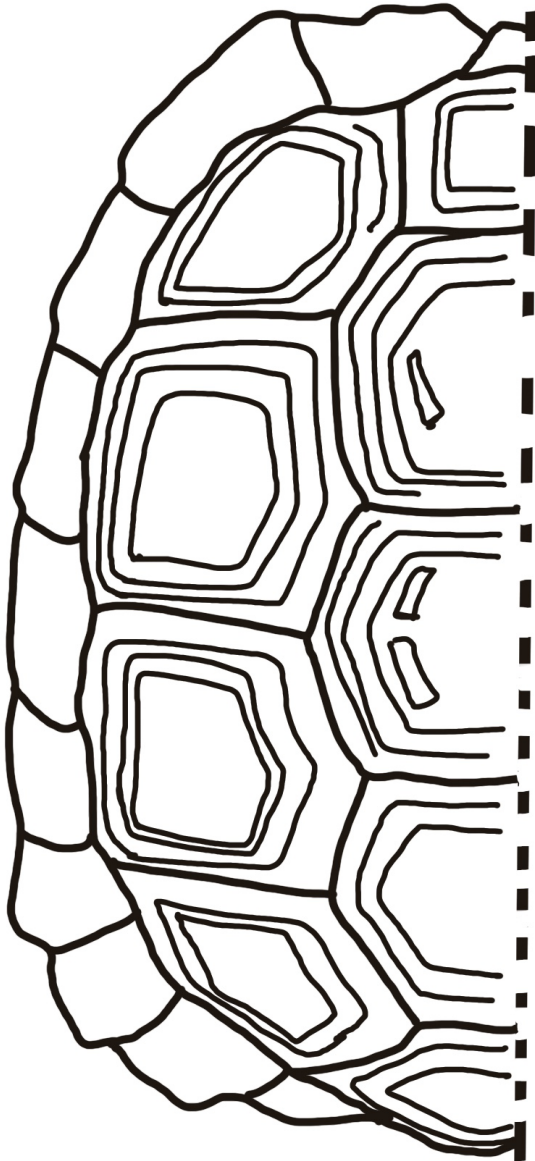
El Bagre  
*The Catfish*

# Texas Tortoise Shell

Hello!



I am a Texas Tortoise. I live in the Chihuahuan Desert. My favorite food to eat is the Prickly Pear Cactus. I live on land and I don't swim. I can grow to be very old and it is believed that I can live up to 90 years! If you see me in the park please let me be. If it looks like I need help call a park ranger.



Draw the other half of the tortoise shell.


# Plants and their Uses

The plants you see around Amistad National Recreation Area are adapted to live in the dry, hot environment. Over time people have discovered that they can be used for food, tools, and even medicine.

Draw a line and match the picture of a plant to its name and description.




**Prickly Pear Cactus** is a plant that has flat pads that are covered with spines. This plant has both fruit and pads that can be eaten.




**Sotol** is a desert plant that can be seen in the recreation area. Sotol has long skinny leaves which can be woven together to make baskets, sandals, mats and other useful items. The leaves of this plant have little spikes along its edges.

The white flowers of the **Torry Yucca** plant are often cooked and eaten in stews and other dishes. The yucca leaves can be pounded with a rock and the fibers inside can be turned into cordage. The root of this plant can also be used to make a soap.



**Candelilla** looks like little green straws poking out of the ground. This plant has a waxy coating that people historically harvested to produce a wax. Today this form of wax is still used in food, makeup and industrial products.



# The Monarch Butterfly

The Monarch Butterfly is the only butterfly that migrates (travels) thousands of miles each year across North America to spend winter in a warmer climate.

Have you ever seen a Monarch Butterfly? If so, where were you when you saw it?



If you visit the park during early October you might see the fall migration of Monarchs.



Monarchs spend winter in the oyamel fir forests near Mexico City. Sections of this forest are protected so that the butterflies can safely spend the winter.

For the people who live near these sanctuaries these butterflies are very special.

How are Monarch Butterflies special to you?

When the Monarch Butterfly is in its caterpillar stage it will ONLY eat from the milkweed plant.

Many people have started planting milkweed in their gardens to help the Monarch caterpillar find food.

Would you plant milkweed in your garden for the Monarchs?



# Leave No Trace

**A**lways plan ahead and research where you are going.

**M**ake sure to stay on the trail.

**I**f you make a campfire, be sure it is fully extinguished before leaving.

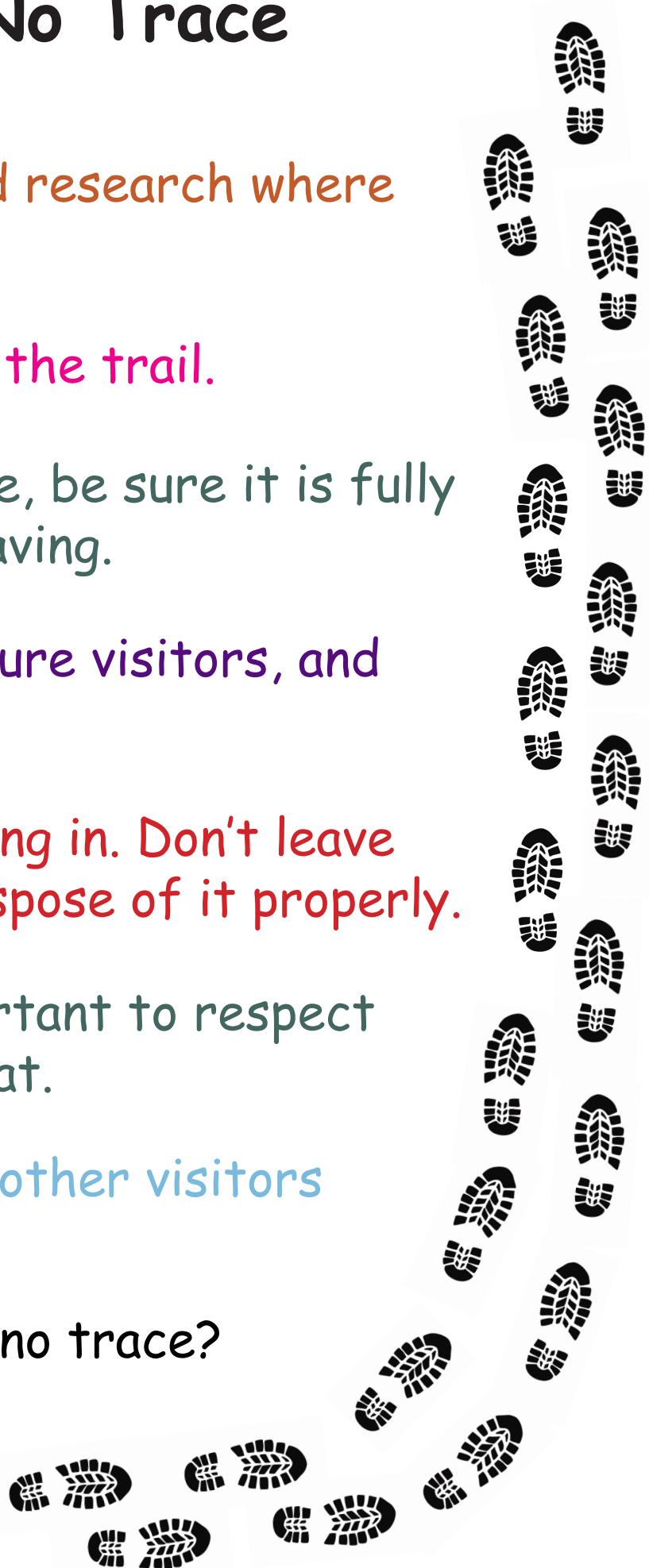
**S**ave the park for future visitors, and leave what you find.

**T**ake out what you bring in. Don't leave trash behind; please dispose of it properly.

**A**t Amistad it is important to respect wildlife and their habitat.

**D**o be considerate of other visitors when at the park.

How can you help leave no trace?



# Amistad National Recreation Area Junior Ranger

---

having completed all requirements is hereby  
awarded a certificate of excellence.

Ranger signature \_\_\_\_\_


## The Junior Ranger Pledge

I am proud to be a National Park Service Junior Ranger. I promise to appreciate, respect, and protect all national park places. I also promise to continue learning about the landscape, plants, animals and history of these special places. I will share what I learn with my friends and family.





Northern Mocking Bird




Whitetailed Deer



Big Brown Bat



Dung Beetle



9-banded Armadillo



Texas Brown Tarantula

## What Does the National Park Service Symbol Mean?

The Arrowhead shape represents historical and archeological treasures.

The Tree represents all vegetation.

The Mountains represent land forms, scenery and recreational opportunities.

The Bison represents all wildlife.

The Lake represents clean water and recreational opportunities.

The National Park Service was founded in 1916.



### More To Explore!

Find national parks near you at [www.nps.gov](http://www.nps.gov)

Learn more about Amistad National Recreation Area at [www.nps.gov/amis](http://www.nps.gov/amis)

Designed by: Amanda Curtis

Illustrations by: Anna Curtis, Amanda Curtis, Leslie Peters, Jack Johnson

Special thanks to: Aaron Shreve, Mariah Hensel