

Yosemite National Park

MERCED RIVER PLAN...PROVIDING ACCESS AND PROTECTING RESOURCES

National Park Service
U.S. Department of the Interior

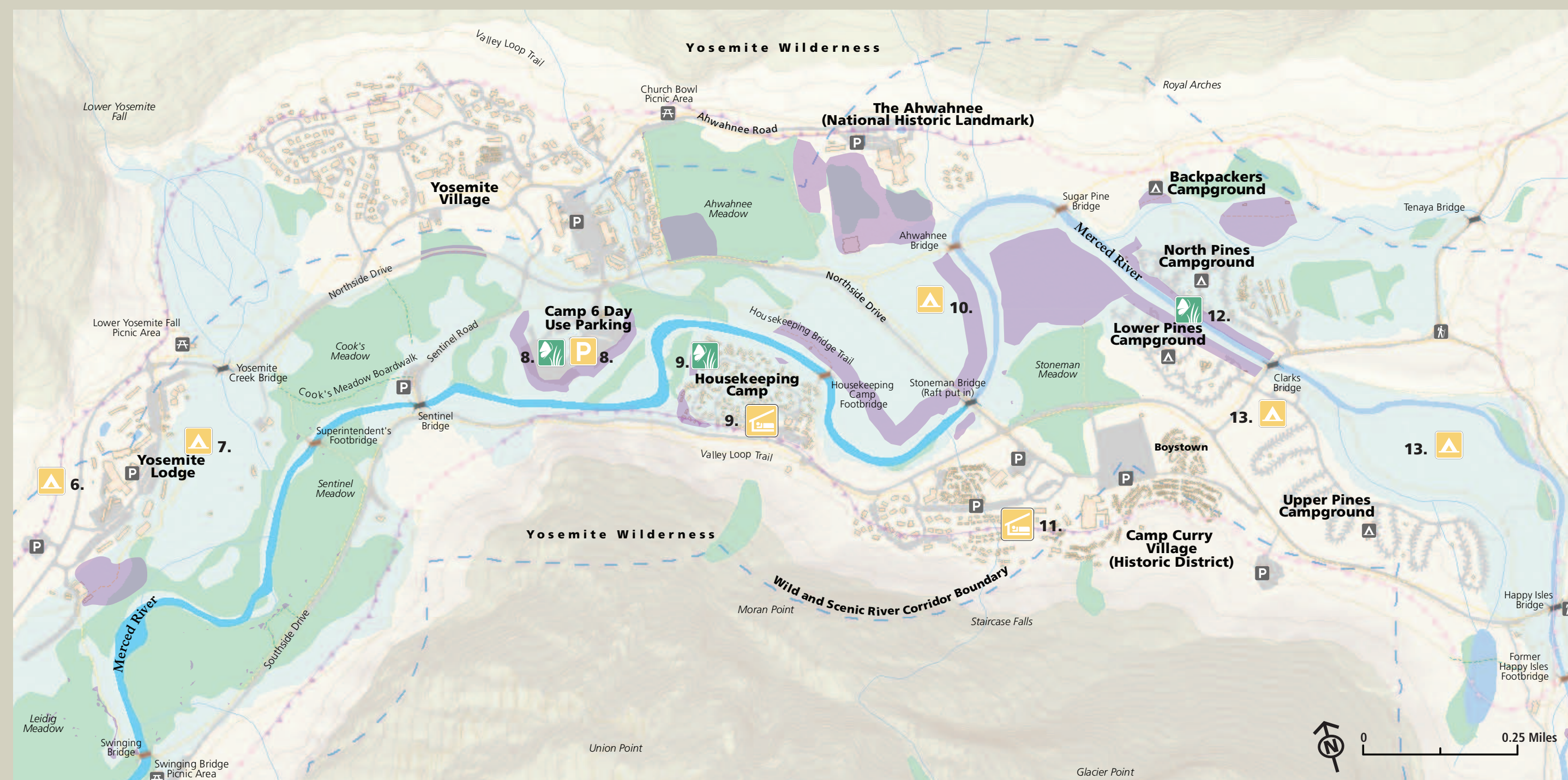


CONCEPT 5: DIVERSIFIED VISITOR EXPERIENCES AND SELECTIVE RIVERBANK RESTORATION

RIVER VALUES AND ENHANCEMENT

Limited restoration within 100 feet of the river

- ❖ Preserve exceptional water quality throughout the river corridor
- ❖ Remove approximately one mile of revetment to improve free-flowing conditions
- ❖ Restore 168 acres to natural conditions within the river corridor
- ❖ Remove campsites, informal trails, and non-essential roads from culturally sensitive areas



PUBLIC ACCESS AND USER CAPACITY

Allows for increased peak visitor use levels

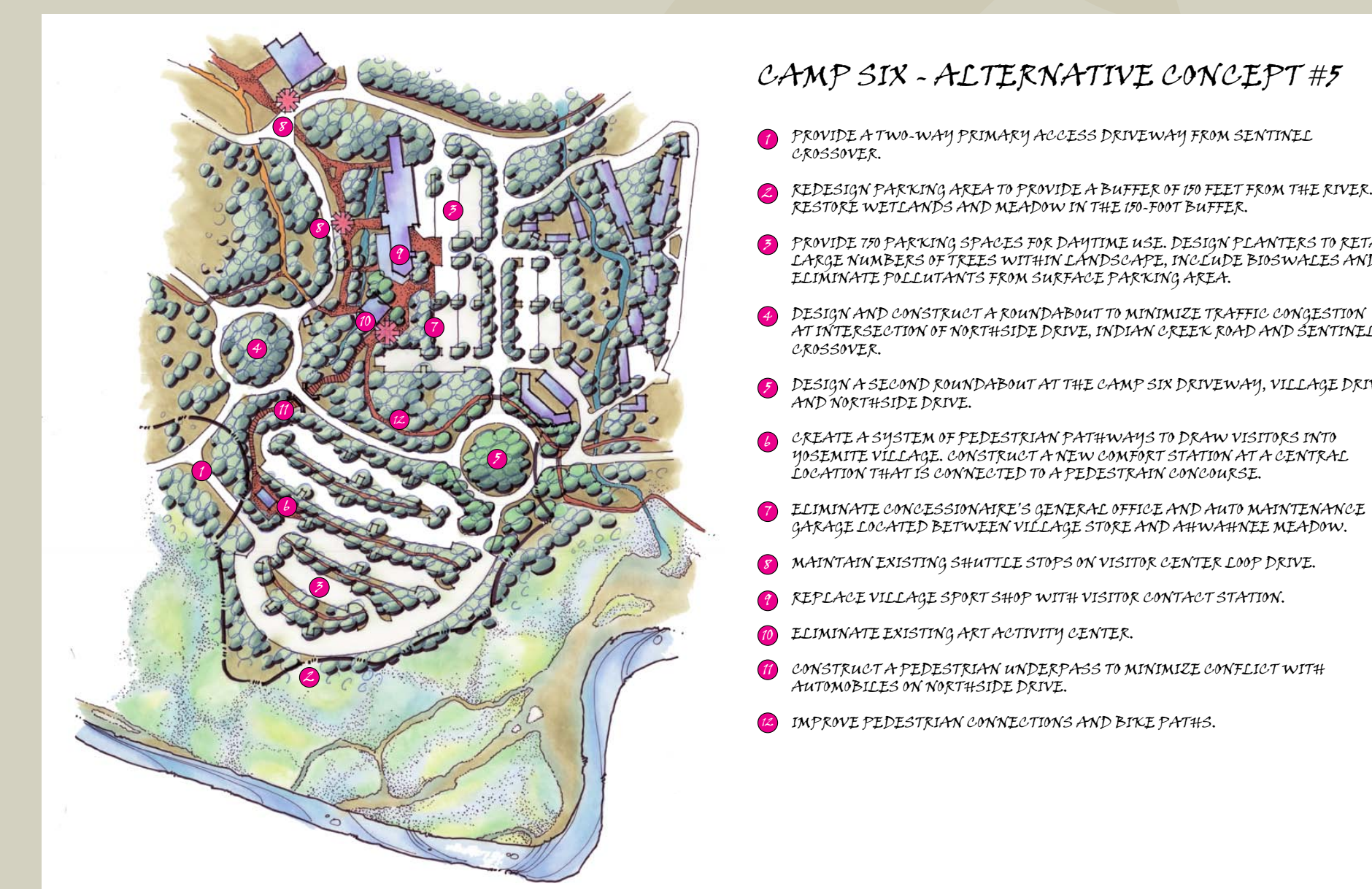
- ❖ Yosemite Valley Peak Daily Visitation: 24,000 people (17% increase)
 - ❖ Day-use Peak Visitation: ~15,500 people (6% increase)
 - ❖ Overnight Peak Visitation: ~8,500 people (118% increase)
- ❖ Management tools
 - ❖ Re-design parking, trails, and viewing areas
 - ❖ Phase in progressively restrictive management actions (parking and transportation fees, traffic diversions, and other measures) when future demand begins to exceed parking supply
 - ❖ Use Intelligent Transportation Systems to inform visitors of real-time traffic conditions
- ❖ Allow limited private use on stretches of the river within all segments. Allow commercial paddling on extended stretch of river in the Valley. Designate formal river access sites and redirect use to more stable river access points.





LAND USE

Expanded facilities and services with largest increase in camping

- ❖ Expansion and retention of commercial services to accommodate visitor use levels
 - ❖ Expand Yosemite Lodge by approximately 200 units
 - ❖ Retain existing number of units at Housekeeping Camp
 - ❖ Retain all units in Curry Village except those in the rockfall zone
- ❖ Parking capacities for day and overnight visitors, residents, and administrative personnel
 - ❖ Yosemite Valley Parking: ~6,500 spaces (19% increase)
 - ❖ Wawona Parking: ~670 spaces (6% decrease)
 - ❖ El Portal Parking: 1,800 spaces (84% increase)
- ❖ Campsites added and relocated from sensitive areas to more resilient locations.
 - ❖ Yosemite Valley Camping: ~860 sites (84% increase)
 - ❖ Wawona Camping: ~80 sites (18% decrease)



Preliminary design for day-use parking area at Camp 6



Improved riparian, meadow, and woodland conditions would provide habitat for a variety of wildlife, including bobcats, coyotes, mule deer, monarch butterflies, and various amphibians.