




Grades K–1 Activity Guide

Moving People and Things by Rail





Canadian Pacific #2317 arrives at Steamtown NHS with the "Scranton Limited" train ride.

About Steamtown National Historic Site

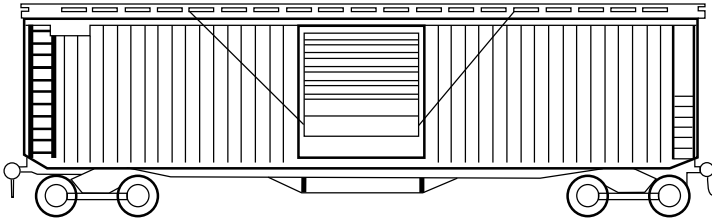
Steamtown National Historic Site was created in 1986 to further public understanding and appreciation of the role of steam railroading in the growth of America. Although the National Park Service has other units, such as Allegheny Portage and Golden Spike National Historic Sites, that tell stories about railroading history, Steamtown NHS is unique and nationally significant because it:

1. Preserves and protects both representative physical resources (structures, artifacts, locomotives, and rolling stock) and the living culture associated with the steam railroading era;
2. Offers visitors an opportunity to have a live steam experience in an operating railroad yard.


Pre-Visit Activity 1

A First Look at Freight Cars

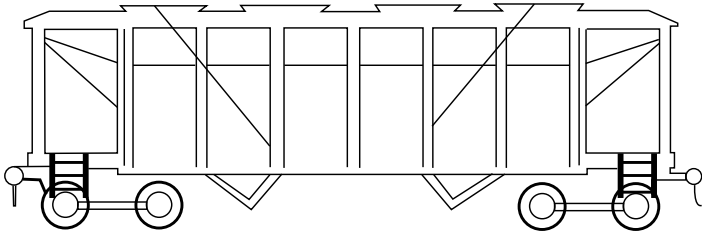
Color the different Railcars below and discuss your upcoming trip to Steamtown National Historic Site.



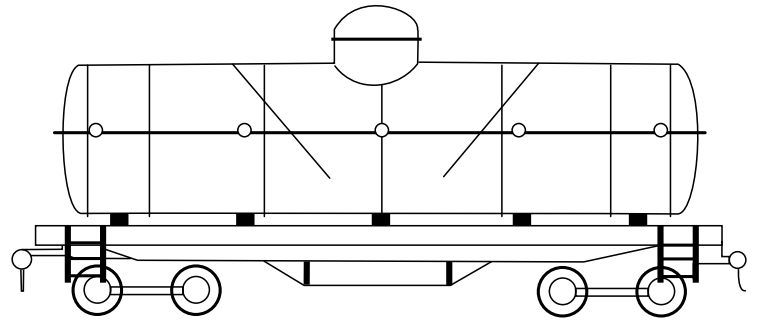
1. Boxcar



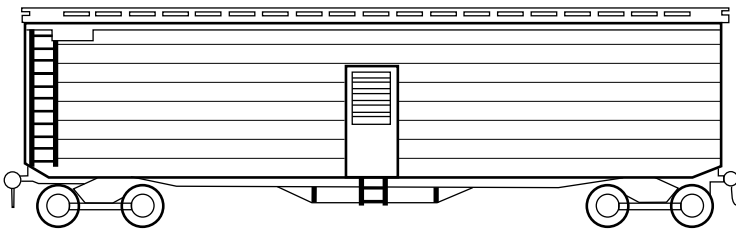
2. Flatcar



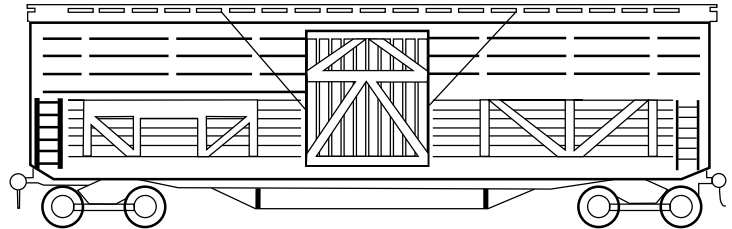
3. Hopper Car



4. Tank Car



5. Refrigerated Car



6. Stock Car

Pre-Visit Activity 2

Meet The Crew and Passengers (Front A)

This person worked
for the railroad.

Porter

“Ladies and gentlemen: I am your Porter, Sam. I will be serving you on your trip. If you need anything - a drink of water, a napkin, or a blanket, tell me. I am here to make your train ride as nice as it can be.”

This person worked
for the railroad.

Telegraph Operator

I am the Telegraph Operator. If you need to send a note to anyone, tell me. I will tap out your words as fast as I can.

This person worked
for the railroad.

Baggage Handler

I am your Baggage Handler. I put your bags away. You can pick them up at the end of the ride.

This person worked
for the railroad.

Brakeman & Switchman

I am the Brakeman and the Switchman. I connect the cars, use flags to stop the train and turn the brake wheels.

This person worked
for the railroad.

Conductor

My job as conductor is to check your ticket. I can also punch your ticket and take care of the money.

This person worked
for the railroad.

Master Mechanics

We work on the trains to get them to run well. This is a hard job. The workshops are hot, dirty, and loud.

This person worked
for the railroad.

Station Master

As the Station Master, I sell the tickets for the train rides. I can also carry bags and put other things on the train.

This person worked
for the railroad.

Fireman

My job as the fireman on a steam train is to put the coal and water in the locomotive. I also oil the wheels and work with the engineer.

This person worked
for the railroad.

News Butcher

I am the News Butcher. I sell newspapers to the passengers who are getting on the train. You can also buy snacks from me.

This person worked
for the railroad.

Engineer

I drive the train.

This person rode
on the trains.

Tycoon

I own this railroad company. It has made me a very rich man. I have many big homes in the cities where the trains stop.

This person rode
on the trains.

Hobo

I am a hobo. I ride the trains from town to town looking for work. As a hobo, I can't pay, I don't have any money. I hop on the freight cars. I live in the camps at the towns I stop at.

Pre-Visit Activity 2

Meet The Crew and Passengers (Back A)

Please help your child read/memorize their line for their upcoming trip to Steamtown National Historic Site.

Thank you!

Please help your child read/memorize their line for their upcoming trip to Steamtown National Historic Site.

Thank you!

Please help your child read/memorize their line for their upcoming trip to Steamtown National Historic Site.

Thank you!

Please help your child read/memorize their line for their upcoming trip to Steamtown National Historic Site.

Thank you!

Please help your child read/memorize their line for their upcoming trip to Steamtown National Historic Site.

Thank you!

Please help your child read/memorize their line for their upcoming trip to Steamtown National Historic Site.

Thank you!

Please help your child read/memorize their line for their upcoming trip to Steamtown National Historic Site.

Thank you!

Please help your child read/memorize their line for their upcoming trip to Steamtown National Historic Site.

Thank you!

Please help your child read/memorize their line for their upcoming trip to Steamtown National Historic Site.

Thank you!

Please help your child read/memorize their line for their upcoming trip to Steamtown National Historic Site.

Thank you!

Please help your child read/memorize their line for their upcoming trip to Steamtown National Historic Site.

Thank you!

Please help your child read/memorize their line for their upcoming trip to Steamtown National Historic Site.

Thank you!

Pre-Visit Activity 2

Meet The Crew and Passengers (Front B)

This person rode
on the trains.

Immigrant #1

I am Nico from Italy. My mom and dad are coming to America. I am going to New York to bring them back to Scranton where we will live together.

This person rode
on the trains.

Immigrant #2

My name is Nick from Russia. I am going to meet Vera who is coming to America to be my wife. We will live in Scranton.

This person rode
on the trains.

Immigrant #3

I am Liam. I am going to New York to pick up my sister who is coming from Ireland to America to work in a silk factory.

This person rode
on the trains.

Immigrant #4

My name is Stanley, and I came from Poland. I came to Scranton to find a good job. Now I'm going back to New York to get the rest of my family. They have come to America to be with me in Scranton.

This person rode
on the trains.

Passenger #1

My name is Rose. I am a passenger on my way to visit my sister in New Jersey. This trip is my first train ride. I'm scared, but I hope I will like it.

This person rode
on the trains.

Passenger #2

My name is Rob. I work in New York City. I only come home to Scranton on the weekends.

This person rode
on the trains.

Passenger #3

I'm Pam and my trip to New York City will be a vacation. I want to see what a big city looks like.

This person rode
on the trains.

Passenger #4

My name is Anne. I'm from the Bronx in New York City. My family has a summer home here. In September I go back to the Bronx.

This person rode
on the trains.

Passenger #5

I'm Anne's brother, Jack. I also come to spend the summer in the northeastern Pennsylvania. Our family likes to get out of the hot dusty city in July and August.

Pre-Visit Activity 2

Meet The Crew and Passengers (Back B)

Please help your child read/memorize their line for their upcoming trip to Steamtown National Historic Site.

Thank you!

Please help your child read/memorize their line for their upcoming trip to Steamtown National Historic Site.

Thank you!

Please help your child read/memorize their line for their upcoming trip to Steamtown National Historic Site.

Thank you!

Please help your child read/memorize their line for their upcoming trip to Steamtown National Historic Site.

Thank you!

Please help your child read/memorize their line for their upcoming trip to Steamtown National Historic Site.

Thank you!

Please help your child read/memorize their line for their upcoming trip to Steamtown National Historic Site.

Thank you!

Please help your child read/memorize their line for their upcoming trip to Steamtown National Historic Site.

Thank you!

Please help your child read/memorize their line for their upcoming trip to Steamtown National Historic Site.

Thank you!

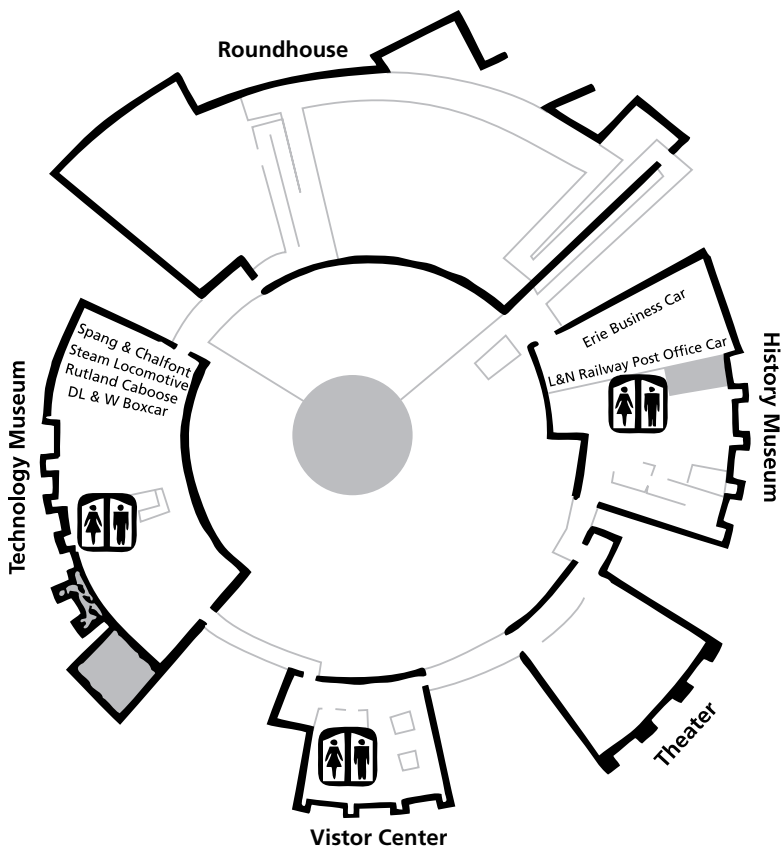
Please help your child read/memorize their line for their upcoming trip to Steamtown National Historic Site.

Thank you!

On-Site Activity 2

Group Explorations (Walk-Around) Module

Children will locate the types of railroad cars in the Museums, and the educator and the chaperones will check each item as it is found.



Map of Steamtown Museum



Technology Museum

Lackawanna
Boxcar

Rutland Caboose



Technology Museum

Spang &
Chalfont#8
Steam
Locomotive



History Museum

L&N Railway
Post Office Car

Erie Business
Car #3

On–Site Activity 4

Identify The Crew and Passengers

The following pages contain flash cards to be cut out and used at Steamtown National Historic Site for On–Site Activity 4. Please print and cut these cards prior to your arrival at Steamtown National Historic Site.



Immigrants— People from other countries came to Ellis Island by ship and then rode trains to Scranton and other cities to start new lives.

Porter— African–Americans who wore white coats working for the Pullman Company. Their job was to serve the needs of passengers.



Telegraph Operator— Mostly women who used special machines, telegraphs, to tap out coded messages that traveled on telegraph wires.

Engineer— Drives the train.



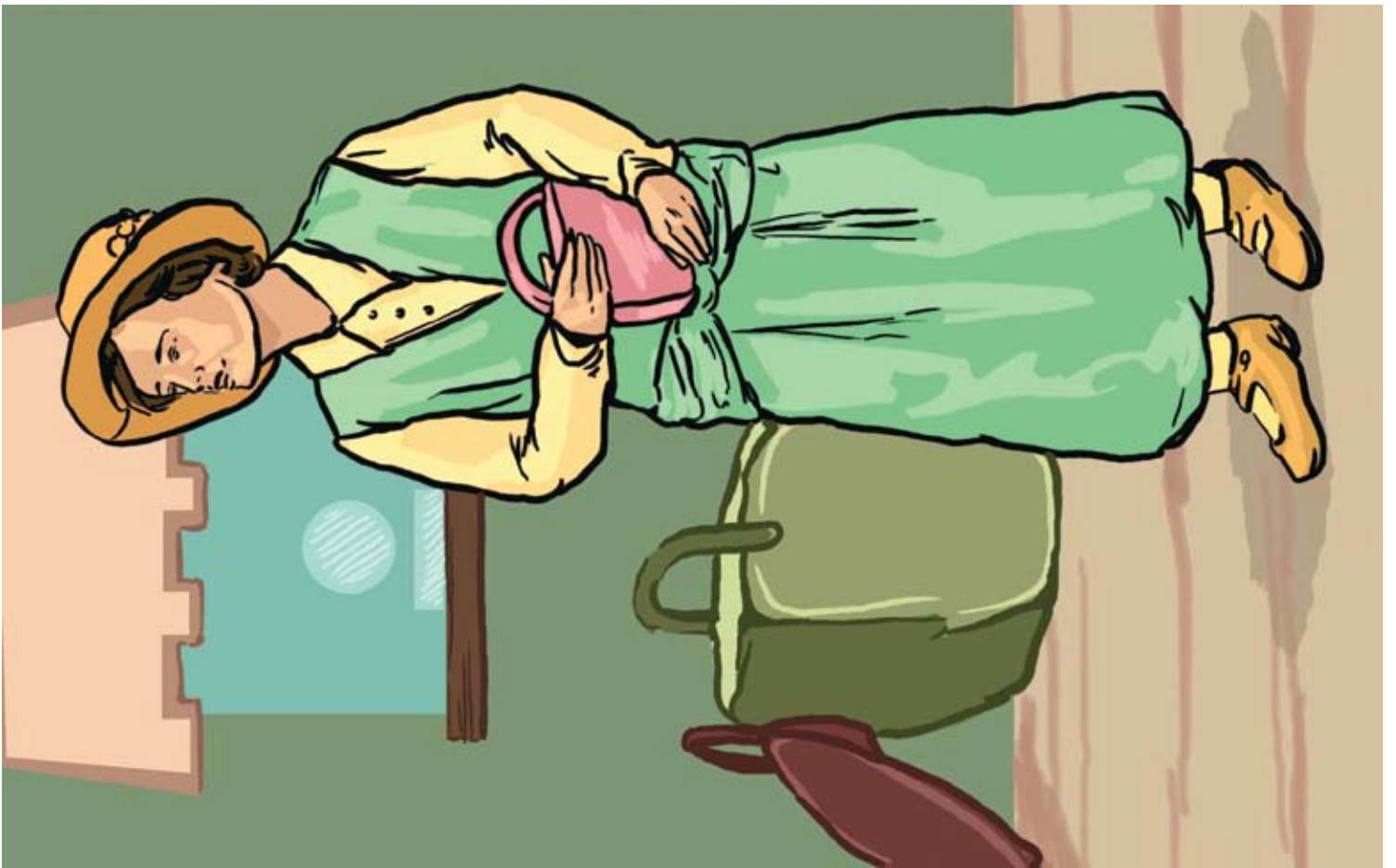
Baggage Handler — Helps passengers with their luggage, and marked their bags to make sure they got to the correct destination.

Brakeman & Switchman — The brakeman helped slow or stop a train by going from car to car to turn the brake wheels. The switchman threw a switch that changed track alignment so that a train could change from one track to another; he used signal flags and lanterns to communicate his actions.



Conductor — On a passenger train, he helped guests to their correct seats or rooms, checked and punched tickets and sometimes collected train fares.

Hobo — People, mostly men, who moved from jobs in one area to another. They tried to hide and travel in freight cars, which is very dangerous. They lived outdoors in “hobo camps” on the outskirts of a town.



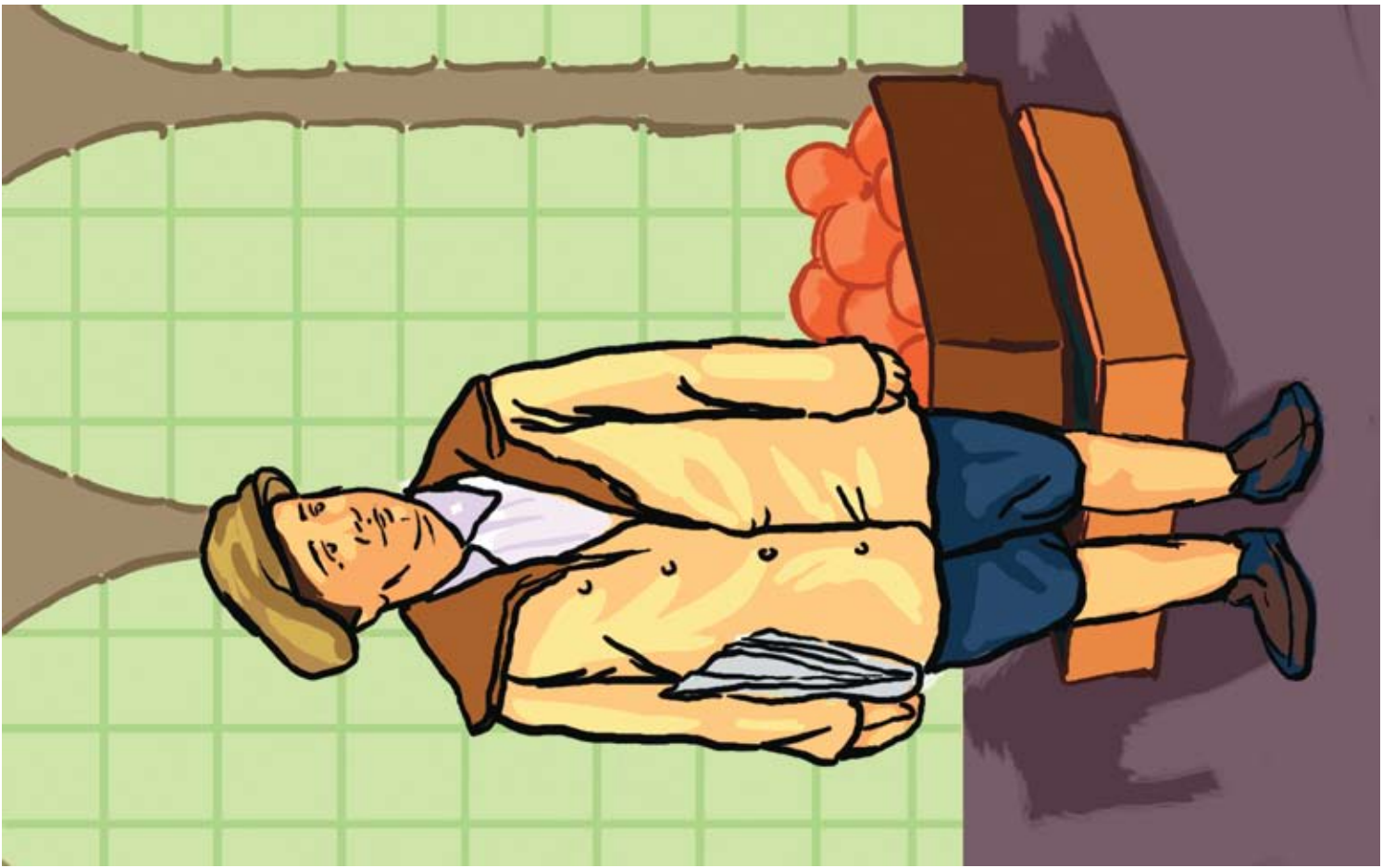
Master Mechanics — These men had special skills to keep the locomotives and their parts working and running well.

Passengers — Individuals, families and groups of people who paid the railroad to travel from one town or city to another for work, vacations, entertainment or to begin new lives in a different area of the country.



Tycoon — A very rich businessman who built and owned the railroads.

Station Master — Runs the passenger station or depot, sells tickets, and is in charge of safety around the station and boarding platforms.



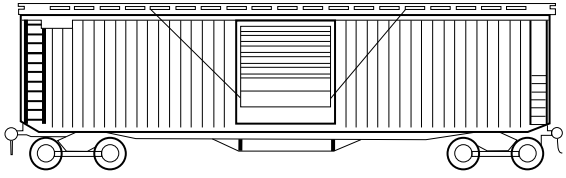
Fireman — He worked in the locomotive cab alongside the engineer. His job included getting the coal and water from the tender into the firebox and the boiler. He and the engineer worked as a team.

News Butcher — This boy or young man helped make money for his family by selling newspapers, sandwiches, fruit and candy to passengers boarding trains.

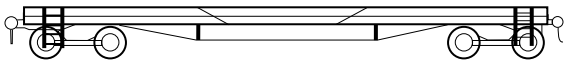
Post-Visit Activity 1

Freight Car Matching

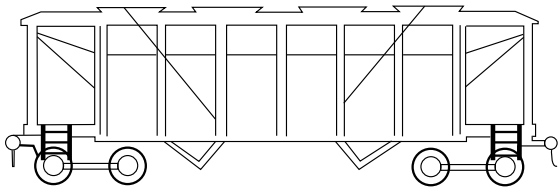
Draw a line connecting the image of freight equipment with the correct images of freight commodity.



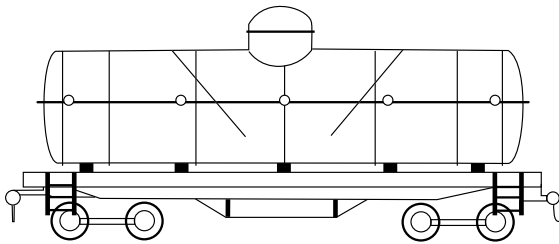
1. Boxcar



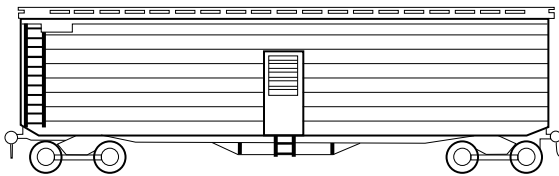
2. Flatcar



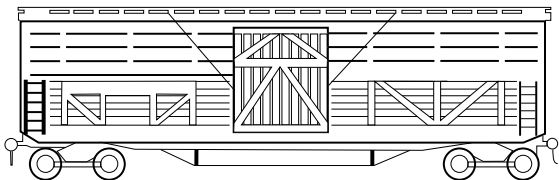
3. Hopper Car



4. Tank Car



5. Refrigerated Car



6. Stock Car



National Park Service
U.S. Department of the Interior

Steamtown National Historic Site



Steamtown National Historic Site
150 South Washington Avenue
Scranton, PA 18503-2018

EXPERIENCE YOUR AMERICA