




# 2012 Education Programs

The Interpretation and Education Team at Mount Rushmore National Memorial are pleased to announce our 2012 education programs and field trips. We invite you to take advantage of our variety of program offerings, either in your classroom or as a field trip to the memorial. Rangers in the Classroom programs will be available from January 23 through April 13, 2012. Field trips can be scheduled between April 16 and May 11.



## FIELD TRIPS TO MOUNT RUSHMORE



*Ranger with a local school group.*

Mount Rushmore National Memorial welcomes school groups throughout the year for self-guided tours that include the movie, *Mount Rushmore - the Shrine*, the Lincoln Borglum Visitor Center's exhibit hall, and the half mile Presidential Trail. During our Field Trip Season, April 16 through May 11, school groups may participate in a ranger led activity in the historic Sculptor's Studio. These ranger talks are available by reservation only, pending ranger availability.

To defray the cost of school bus parking at Presidential Parking Inc., teachers may apply to have bus fees paid with funds provided by the Mount Rushmore History Association.

To reserve a ranger program or to apply for a bus parking scholarship, please see our website at [www.nps.gov/moru](http://www.nps.gov/moru)

## RUSHMORE RANGERS IN THE CLASSROOM

Available January 23 through April 13, 2012

Education outreach programs are designed to support South Dakota curriculum content standards and are available free of charge to Black Hills area schools.

*Please ensure that all students are prepared for the ranger programs with a pencil in hand.*

To request a classroom program, please find the application online at [www.nps.gov/moru](http://www.nps.gov/moru)

### KINDERGARTEN

Magnificent Flags (Available Tuesday through Friday)

Ranger Karly 30 minutes

The American Flag is respected by many in the United States of America. Individuals see the flag as a symbol of the nation's strength and unity. Students will learn the history of the American Flag and the South Dakota Flag through classroom discussions, readings to the students, and hands-on activities. *Kindergarten Civics (Government) standard 1. Students are able to identify patriotic symbols and participate in activities.*

# RUSHMORE RANGERS IN THE CLASSROOM

## FIRST GRADE

**Giants of the Black Hills** (Available Monday through Thursday)

Ranger David 30 minutes


Using a PowerPoint program, classroom discussions and worksheets, students will explore the making of Mount Rushmore and the history of the four presidents on this national memorial. Students will learn about the flags of different states and the United States; animals living in the Black Hills; and symbols of the state of South Dakota. *Listening/Viewing/Speaking standard 1.LVS.1.6 Students can answer questions related to topic. U.S. History standard 1.US.1.1. Students are able to use timelines from birth to present to relate self and family to changes over time. Geography standard 1.G.1.2. Students are able to use a picture map to locate an address. Civics standard 1.C.1.1. Students are able to identify American symbols and landmarks. Writing standard 1.W.1.2 Students can include details in pictures and writing.*

## SECOND GRADE

**Abraham Lincoln** (Available Mondays, Thursdays and Fridays)

Ranger Ed 45 minutes

Through the exploration of the childhood through the presidency of Abraham Lincoln and the making of a book, students will learn what life was like in the early 1880's and compare and contrast living conditions of that era to those of the present. The students will learn about the education, homes, food and clothing of that time period and be able to make inferences about needs for the future. Students will examine conditions that led to Lincoln's leadership. *U.S. History Standard 2.US.1.1. Place important historical events in the order in which they occurred. 2.US.1.2. Compare features of modern-day living (food, shelter, clothing, transportation) to those of the past. 2.E.1.2. Explain the importance of making informed decisions about spending, borrowing, and saving.*



## SECOND & THIRD GRADE

**The Secret Life of a Ponderosa Pine** (Available Monday through Wednesday)

Ranger Ellen 40 minutes

Mount Rushmore National Memorial is home to one of the largest old growth stands of Ponderosa Pines in the Black Hills. However, the trees that gave the Black Hills their name are being affected by a tiny insect known as the mountain pine beetle. Using a PowerPoint presentation, hands-on specimens, class discussion, and a worksheet, students will learn about the importance of ponderosa pine habitat of the Black Hills and how mountain pine beetles are changing that habitat. *Life Sciences Standards: 2.L.1.1-Students are able to classify plants according to similarities and differences. 2.L.2.2.-Students are able to compare life cycles of various living things. 2.L.3.1.-Students are able to describe the ways that plants and animals depend on each other. Life Sciences Standard 3.L.1.1.-Students are able to identify the basic structures, functions, and needs of plants in relation to their environment. 3.L.3.1.-Students are able to describe how species depend on one another and on the environment for survival. 3.L.3.2.-Students are able to explain how environments support a diversity of plants and animals.*

# RUSHMORE RANGERS IN THE CLASSROOM

## THIRD GRADE

Rushmore Cartographer (Available Monday through Wednesday)

Ranger Ellen 40 minutes

Almost 3 million visitors from across the United States and world visit Mount Rushmore National Memorial annually. These visitors use maps to plan their vacations, hike trails, and find their way around the Black Hills. Using a PowerPoint presentation, class discussion, and a worksheet, students will learn about the importance of maps and how to find their way around the Black Hills using the Grid System. Students will need colored pencils or crayons to complete the worksheet. *Geography Standards: 3.G.1.1-Students are able to identify and use map components. 3.G.1.2- Students are able to identify locations in a community using grid systems. 3.G.1.3- Student are able to locate seven continents, four major oceans, major US landforms, and state boundaries on a map or globe.*

## FOURTH GRADE

Life on the Rock (Available Tuesday through Friday)

Ranger Marvin 45 minutes


Using a PowerPoint presentation, hands-on specimens, classroom discussion, and a worksheet, students will learn about some of the types of life forms that exist at Mount Rushmore and how adaptations have made it possible for life to survive there. Students will also learn about the important relationships these life forms have with each other by creating simple food chains and discussing how changes in population or environment can effect the individual organisms and the chain as a whole. *Life Sciences Standard 4.L.2.1. Students are able to identify behavioral and structural adaptations that allow a plant or animal to survive in a particular environment. 4.L.2.2. Students are able to explain how a size of a population is dependent upon the available resources within its community. 4.L.3.1. Students are able to describe the flow of energy through food chains and webs.*

## FIFTH GRADE

Bison: Mighty Monarch of the Plains (Available Wednesday through Friday)

Ranger Patrick 45 minutes

Massive herds of bison, the largest land animal of North America, once covered South Dakota in thunderous hooves and clashing horns. Where did they all go? With hands-on specimens, guided discussion, and a PowerPoint presentation, students will learn about the natural history of the mighty bison, its many uses by American Indians, and its journey from near extinction to today. This program poses the question to the future stewards of America's natural resources: will there be space for both bison and people? *Geography Standard 5.G.2.1. Students are able to describe how climate and geography influenced the way of life of Native American tribes and the movement and activities of settlers. U.S. History Standard 5.US.1.1. Students are able to differentiate the lifestyles of various Native American Tribes. World History 5.W.2.1. Students are able to identify key conflicts with other cultures of the world and the effect they had on the United States physically, economically, and socially. Life Science 5.L.3.1. Students are able to describe how natural events and/or human influences may help or harm ecosystems. Life Science 5.L.3.3. Students are able to describe how interrelationships enable some organisms to survive. Science, Technology, Environment and Society 5.S.2.1. Students are able to explain the interrelationships of populations, resources, and environments.*



# 2012 Education Programs



## Key Dates for 2012

Park Rangers in the Classroom Available January 23 through April 13, 2012

Field-Trips including a Ranger-led Program April 16 through May 11, 2012

Please Register for Programs Online at [www.nps.gov/moru](http://www.nps.gov/moru)  
Applications should be submitted at least 2 weeks prior to your requested program date

If you have any questions, please contact:  
Marvin Achtenberg  
[Marvin\\_Achtenberg@nps.gov](mailto:Marvin_Achtenberg@nps.gov), (605) 574-3195



**MOUNT RUSHMORE**  
HISTORY ASSOCIATION  
*Supporting Education at Mount Rushmore Since 1993*

*Educational books, videos, and teaching materials are available from the Mount Rushmore History Association at [www.mtrushmorebookstore.com](http://www.mtrushmorebookstore.com)*

**Newsletter available online at [www.nps.gov/moru](http://www.nps.gov/moru)**