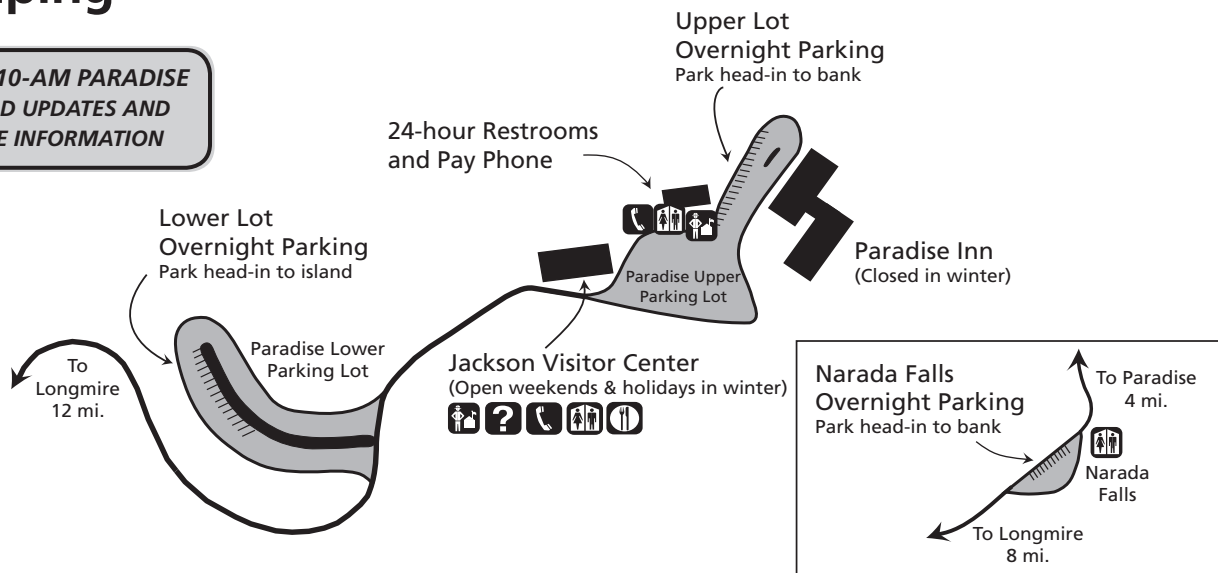
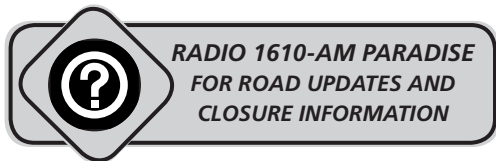




Winter Camping



Camping on snow is allowed almost anywhere in the park once snow depth has reached 5 feet at Paradise and 2 feet elsewhere in the park. A snow depth of 8 feet is recommended before constructing snow caves at Paradise. In selecting your campsite, choose a location that is a minimum of 300 feet from plowed roads and parking areas (to avoid being buried by snowplows), marked routes, trails, and buildings and at least 100 feet from water. Maximum group size is up to 12 people.

Group Campsites

Groups of more than 12 people may snow camp only at Paradise. Groups must camp in the designated group camping areas, and are required to use restrooms to dispose of human waste. Maximum group size is 80. Because of limited group sites in winter it is required that groups of 13 or more make reservations. For reservations call 360-569-6575, 9 a.m. to 4 p.m. daily. Make reservations at least two weeks in advance. Permits can be picked up at the Longmire Museum by 4 p.m. on the day of

arrival.

Blue bags, for human waste, can be obtained from the ranger station or visitor center. Using blue bags keeps water clean, protects fragile vegetation from digging and allows more people to use the area without leaving impacts. A blue bag barrel is available in the tunnel to the restrooms in the upper parking lot for disposal of used blue bags. Please dispose of bags properly.

Camping in the Backcountry

Backcountry permits are required year-round. If you plan to winter camp in the backcountry, permits are available daily at the Longmire Museum. On weekends and holidays permits can also be obtained at the Jackson Visitor

Center at Paradise. In selecting your campsite, choose a location that is a minimum of 300 feet from plowed roads and parking areas, marked routes, trails and buildings, and at least 100 feet from water.

Regulations

Pets are allowed only on plowed parking lots and sidewalks and must always be on a leash.

Remember to pack out all trash. Trash left behind melts out in early summer.

To protect the park's resources and visitor facilities, the following are prohibited:

- Cutting vegetation (tree boughs, etc.).
- Collecting or gathering of wood, rocks, plants or other park resources.
- Campfires of any type. Stoves are permitted.
- Drying clothing and gear in restrooms or the visitor center.
- Camping or cooking in any building or in the restroom tunnel.

Food Storage

Proper food storage is required at all times when camping. Hang your food, garbage and scented items to keep them out of reach of wildlife, or secure them in an approved hard-sided container (5-gallon plastic buckets with tight-fitting lids, or manufactured wildlife-

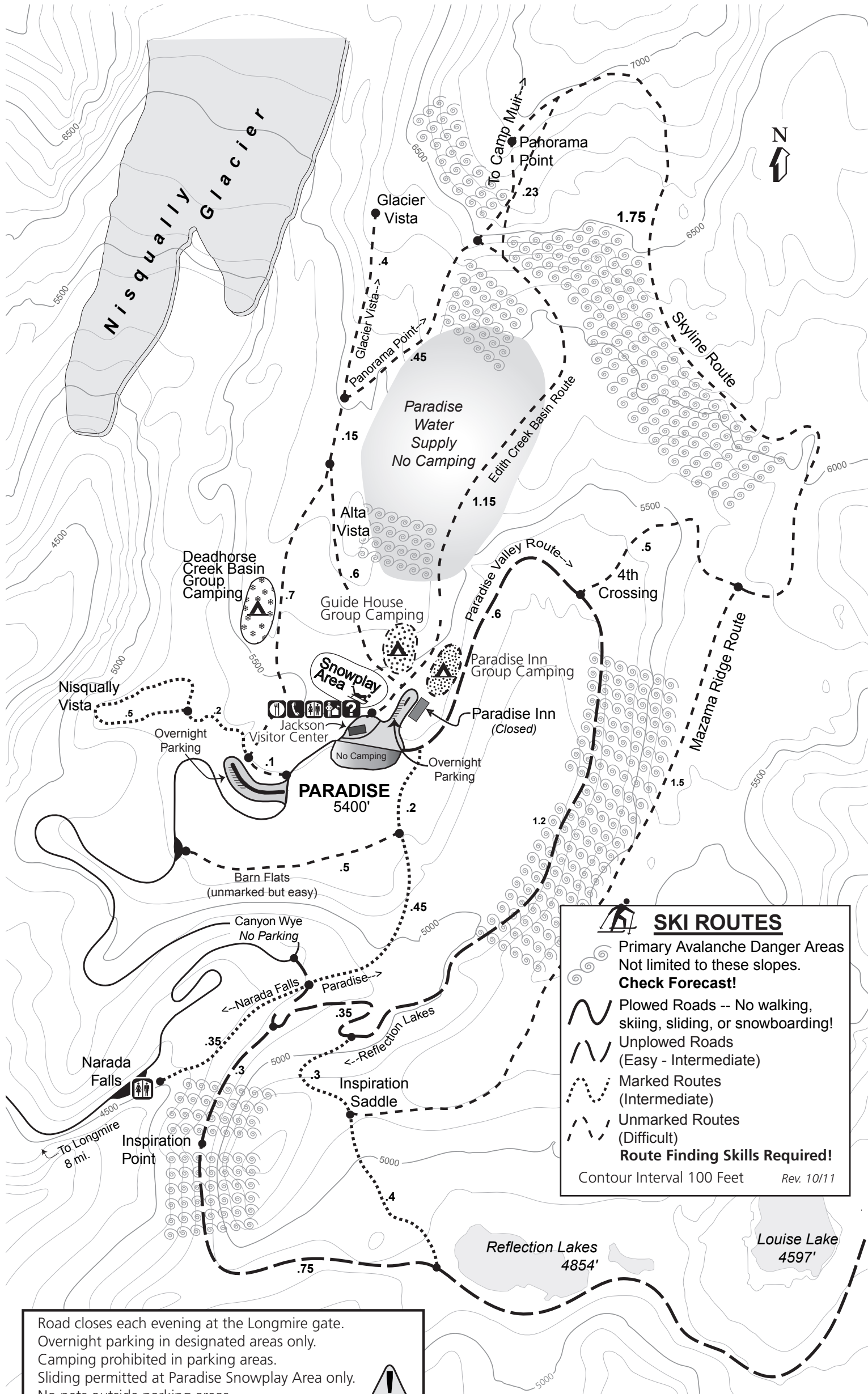
resistant food containers). Containers are **REQUIRED** in all Paradise area winter camping zones (Paradise, Mazama Ridge, Reflection Lakes, Tatoosh). Wildlife-resistant food containers are available for loan—ask a ranger when obtaining your camping permit.

Parking for Winter Camping

Vehicles must be parked in the overnight parking areas at Paradise, Narada Falls or Longmire. If designated areas are full, contact a park ranger. Parking outside these areas impedes snow removal operations. If possible, avoid setting your parking brake—it may freeze and become unable to release.

The road between Longmire and Paradise

closes nightly. It is unsafe to drive downhill from Paradise until morning snowplow operations are complete. Plows routinely operate on the wrong side of the road when it is closed. A sign at Paradise and radio 1610-AM will indicate when the road is open and safe for travel. Or call 360-569-2211 for information on road opening times and weather conditions.



SKI ROUTES

Primary Avalanche Danger Areas
Not limited to these slopes.
Check Forecast!

Plowed Roads -- No walking, skiing, sliding, or snowboarding!

Unplowed Roads (Easy - Intermediate)

Marked Routes (Intermediate)

Unmarked Routes (Difficult)

Route Finding Skills Required!

Contour Interval 100 Feet Rev. 10/11

Road closes each evening at the Longmire gate.
Overnight parking in designated areas only.
Camping prohibited in parking areas.
Sliding permitted at Paradise Snowplay Area only.
No pets outside parking areas.
Permit required for camping.
An emergency phone is located in the hallway to the restrooms in the upper parking lot.

