




Junior Ranger Activity Book and Field Journal



Name: _____

Become a Junior Ranger - Instructions

Just like Park Rangers, Junior Rangers are important people who help preserve and protect Lassen Volcanic National Park and all its features for present and future generations.

To become a Junior Ranger, (a) complete one Junior Ranger program and four other items listed below or (b) complete six of nine items listed below. Have a ranger sign and date each activity you complete. Then, show your completed journal at any visitor contact station to receive your certificate and purchase your patch.

_____ _____ ATTEND A JUNIOR RANGER PROGRAM

_____ _____ Hike a park trail and write down the "special memories" of your hike in this journal.

_____ _____ Attend a ranger-led program.

_____ _____ Attend a second ranger-led program.

_____ _____ Read the park newspaper and underline 15 important facts you discovered about the Park. Share them with

_____ _____ Interview a park ranger or park volunteer and ask them three questions about Lassen Volcanic National Park.

_____ _____ Write five interesting facts you learned from reading park roadside exhibits or displays.

_____ _____ Complete all pages of this journal.

_____ _____ Design and draw a "Preserve and Protect your National Park" poster on the back page and show a park ranger.

_____ _____ Complete the Loomis Museum or Kohm Yah-mah-nee Visitor Center Discovery Hunt.

Warming Up Your Senses

You have five senses you can use to explore your environment: sight, hearing, smell, touch, and taste. You will use four senses today. We recommend you do not taste what you do not know, unless it is your lunch!




Find a quiet spot in the forest to sit with your parents. Look, listen, smell, and feel to help you complete the following sentences.

The Forest colors I see are:

The Forest sounds I hear are::

The things I smell in the Forest are:

To me, the Weather feels like:



How do you feel today at Lassen Volcanic National Park?
Write how you feel in words or draw a picture.

Be a Volcanologist

A volcanologist is someone who studies volcanoes. Lassen Volcanic National Park is filled with volcanoes and hydrothermal areas. It is a wonderland of old and new volcanic features. Become a volcanologist and discover the volcanoes of the Park. Find the Hot Rock, see a mudpot, or climb a volcano.

Find the following volcanoes on the park map and write their height below their name.

Chaos Crags

Cinder Cone

Bumpass Mountain

Mount Harkness

Raker Peak

Prospect Peak

Hat Mountain

Loomis Peak

Mount Conard

Reading Peak

Lassen Peak

Crater Butte

Volcanologists have many questions to answer when studying volcanoes. Can you answer the following questions?


- 1. When did Lassen Peak last erupt?**
2. Why do Bumpass Hell, Sulphur Works, and Devils Kitchen have boiling springs, fumaroles, and mudpots?
3. Why is it important to stay on trails when studying Lassen Volcanic National Park's volcanic features?
4. Why is collecting rocks in the park not allowed?

Devastated Area Activity

The Devastated Area was once a beautiful forest and meadow that was greatly changed by the eruption of Lassen Peak in 1915. Much of the eruption story can be discovered by walking the Devastated Trail. Volcanologists have put together the eruption story through field studies and clues found here. Walk the short trail and use the following interpretive displays to answer the questions about Lassen Peak's eruption. Collecting of rocks is not allowed in national parks. Help preserve and protect the park's geologic history.

A Night to Remember (parking lot display)

Briefly describe what happened on the evening of May 19, 1915.



A mudflow of volcanic debris is called a _____.

Three Days Later (parking lot display)

The eruption of May 22, 1915 hurled rock fragments and pumice high into the air. What is pumice?

Old Giants

List five words that describe this giant boulder.

Where did it come from?

How did it get here?

New Rocks Old Rocks

Describe the colors and other characteristics of:

One of the oldest rocks

The youngest rock

Hot Hits Cold

Look at the black dacite boulder. What are the patches contained in the rock called?

Become a Wildlife Protector

A **habitat** is a place where an animal lives that provides the animal with everything it needs (food, water, shelter, and space). There are many different types of habitats. Forest, meadows, ponds, lakes, streams, and mountains are all habitats found in Lassen Volcanic National Park. All living things interact with other living things in their habitat. Everything is interrelated in the web of life.

Identify the different types of wildlife habitats you see, then write what you see the animal doing.

Animal: _____

Habitat sighted in: _____

Time of day: _____

Animal behavior: _____

Animal: _____

Habitat sighted in: _____

Time of day: _____

Animal behavior: _____



List two or three ways you can help protect wildlife at Lassen Volcanic National Park and near your home.

What Do Park Rangers Do?

Read the description of what park rangers do and see if you can circle the words that are bolded like *this* in the word search below.

Park rangers have many types of jobs. As a Junior Ranger you can help park rangers preserve and **protect** Lassen Volcanic National Park and all other national parks.

INTERPRETATION: Rangers lead *visitors* on walks and present *talks* to *help* them *understand* the park and its *resources*.

PROTECTION: Rangers keep the park and visitors *safe*, help *hurt* or *lost* visitors, and protect park resources.

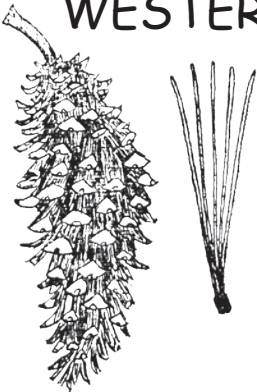
There are many other National Park Service employees such as *maintenance* workers and *scientists* that help make our national parks wonderful places to visit and explore.

R S A C I E E A R A C T R L E I A
I I K S T T E S R E E E I A E R U
H S A U R A S R A N G E R S L E U
E G N A A R O E L S F C O S A N K
E F I M T O E S A O N S C E N S T
N R L A P T U O F S E N S N O R C
O U C I U T N U K K P V V R R N E
T J A N N N D R O S R I N O N T E
H U R T L I E C N L O S T T O N H
I N T E R P R E T A T I O N P R N
M I A N R R S S A F E T P U R I S
N O L A N E T U E S C O O C N E S
U R K N O S A C T C T R S S K U I
U E S C I E N T I S T S T N C O O
N S R E T R D N A S N R P H S D S
P S R E N V S N N L O V A S S E L
T S N C H E L P A R K E A E E E E

Terrific Trees

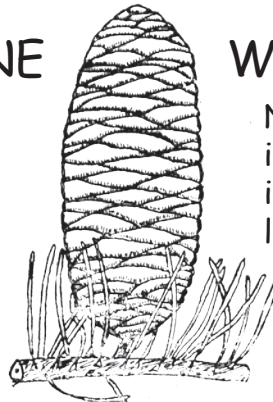
The trees in the forest are a dominant part of the mountain environment. Trees play an important role. The forest is full of trees and other living things. The trees are interconnected with the whole forest in a web of life. Take a short walk into the forest with your parents or friends. Find and identify two of the trees listed below and describe their bark and unique characteristics.

WESTERN WHITE PINE



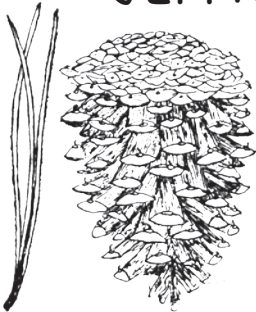
Needles in bundles of 5; 2 - 3 1/2 inches long. Pine cones 5-8 inches long and slender.

WHITE FIR



Needles attached in singles 1/2 - 2 inches long. Looks like a Christmas Tree.

JEFFREY PINE



Needles in bundles of 3; 5 - 10 inches long. Pine cones 5-10 inches long and round.

MOUNTAIN HEMLOCK



Needles attached in singles; 1/4 - 1 inch long. Needles stand out all around branch. Tops of trees droop.

Tree #1: _____

Characteristics of the Tree

Tree #2: _____

Characteristics of the Tree

Forest Feeding Frenzy

The forest food chain begins when parts of the tree fall and decompose to become food for tiny organisms. These are then eaten by larger creatures. Many food chains connect to create a food web.



Make food chains by drawing lines to connect the animals with their food. One food chain has been started for you. Draw as many food chains as you can to create a food web.

Preserve and Protect National Parks

List the things that you can do to take care of Lassen Volcanic National Park and make it a better place.

Why do you think national parks are important?

The Junior Ranger Challenge

Now that you are a Junior Ranger, we offer you a challenge. We challenge you to protect the earth in national parks and at home. Try one of the following ideas or one of your own.

Recycle at home or wherever you are.

Explore the outdoors and learn about plants, animals, rocks, and history.

Become a Junior Ranger at another national park or a Web Ranger; visit www.nps.gov/webrangers/

Send us a picture and details of how you use your Junior Ranger responsibilities back home, and we will post them on our website. www.nps.gov/lavo

Preserve and Protect Poster