

Junior Ranger

National Park Service
U.S. Department of the Interior



Western Arctic National Parklands
Kotzebue, Alaska



Fun activities inside!

**Earn your
Junior
Ranger
Badge**

Name _____

So, you want to be a Junior Ranger? Follow these 3 Easy Steps to earn your badge!



1. Complete 5 activities in this booklet **AND** the activity on page 3.
2. Fill out the Junior Ranger Pledge and address form on pages 25 and 26.
3. Mail in pages 25-26 **AND** your completed activity pages. Use the envelope provided.

Complete 10 activities, and you will earn a saber toothed cat patch, too!

In this booklet, look for...



August showers,
Bring rainbow powers.
Watch for this rainbow,
And many more things
you will know.



Run out of space for your
math problems? Need room
to draw your masterpiece?
Use page 23 to continue
your activities.

Explore, Learn, Protect Be a Junior Ranger!


Explore the land around you.

Learn about plants, animals, and
culture in northwest Alaska.

Protect the parks through
your words and actions.

Directions: Explain what you remember about visiting with a park ranger.

What did the park
ranger look like?
Draw the ranger.



What did you do? _____

What did you learn? _____

Was it fun? _____

What school do you go to? _____

Tell someone what you learned! Spread the knowledge!

Parks and Protectors

Directions: Fill in the blanks.

What do park rangers protect?

p _ n _ t _ , _ n _ i _ s _ , _ n _ d _ , _ i _ r _ , _ t _ r _ & _ h _ s _ t



There are over 390 national parks in the US. Which one of these would you like to visit?

Mount Rushmore

Why? _____

What fun things would you do? _____

The Grand Canyon

Volcano NP

Denali




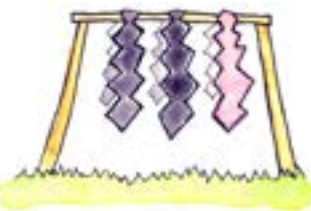












The Everglades

Alcatraz Island

Dinner Bingo!

Directions: Look around your home (outside, the freezer, etc.) for these foods. If you find any, circle them here on the Bingo board. For example, if you found blueberry muffins and caribou stew, circle "blueberry" and "caribou."

You WIN if you find 4 in a row, 4 corners, or all 16!

 white fish	 fish eggs	 aqpiq berry	 beluga
 blackberry	 sourdock	 salmon	 bear
 ptarmigan	 caribou	 seagull eggs	 cranberry
 blueberry	 moose	 seal	 eskimo tea

What did you find? _____

Does it taste good? _____

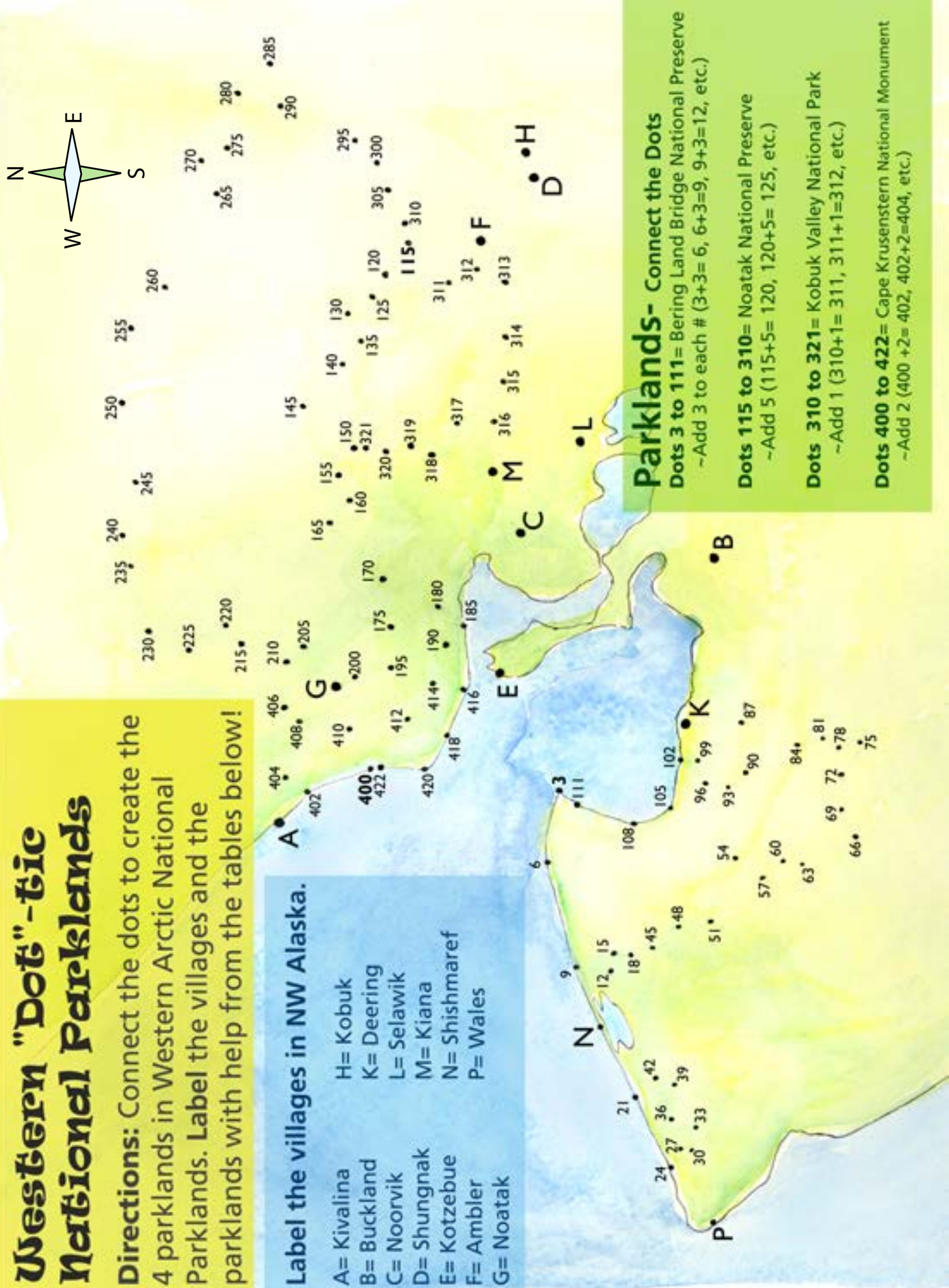
Where did you find it? _____

Western "Dot"-tic National Parklands

Directions: Connect the dots to create the 4 parklands in Western Arctic National Parklands. Label the villages and the parklands with help from the tables below!

Label the villages in NW Alaska.

- A= Kivalina
- B= Buckland
- C= Noorvik
- D= Shungnak
- E= Kotzebue
- F= Ambler
- G= Noatak
- H= Kobuk
- K= Deering
- L= Selawik
- M= Kiana
- N= Shishmaref
- P= Wales



Parklands- Connect the Dots
Dots 3 to 111= Bering Land Bridge National Preserve
 ~Add 3 to each # (3+3=6, 6+3=9, 9+3=12, etc.)
Dots 115 to 310= Noatak National Preserve
 ~Add 5 (115+5= 120, 120+5= 125, etc.)
Dots 310 to 321= Kobuk Valley National Park
 ~Add 1 (310+1= 311, 311+1=312, etc.)
Dots 400 to 422= Cape Krusenstern National Monument
 ~Add 2 (400 +2= 402, 402+2=404, etc.)

Detective Leafy

Directions: Answer one question at a time to find out what plant this leaf comes from.



- Salmonberry
try again
- Forget-me-not
try again
- Wild celery
try again
- Willow
try again
- Coltsfoot!
Correct!
- Silverweed
try again

Profile Pretender

Directions: Create a webpage for a person you imagine by using the fun facts below. Be a dog musher or a reindeer herder! Pretend your person lived a long time ago, in 1900.

Job: Dog Musher

- For the last 1000 years, dogs have been used to pull sleds and supplies.
- By 1960, almost all dog teams were replaced by snow-gos.
- Mushers spent a lot of time feeding and watering their dogs. They often cooked fish.
- Mushers had to break up dog fights before anyone got hurt.
- Dog teams carried the mail during the winter.
- Sled dogs hauled blocks of ice for drinking water and wood for wood stoves.



Job: Reindeer Herder

- Reindeer herding was common in NW Alaska from 1900 to 1960.
- Herders moved the herd around to find reindeer moss, grass and willows.
- Herders milked the deer everyday for food for themselves.
- Herders had to search for missing reindeer who wandered away from the herd.
- Herders had to protect the reindeer from bears, wolves, and dogs.
- Herders learned how to catch reindeer with a lasso – throw a rope around their antlers or head, like a cowboy.



What's this?
Directions on pg 8

http://www.my_place.com/

My_Place _____

(my name)

Here is a drawing of my animal!

My birthday _____

Where I live _____

What I do dog musher
 reindeer herder

What is my day like? _____

My job is fun because _____

My job is scary because _____

Here is a story about my animals. _____

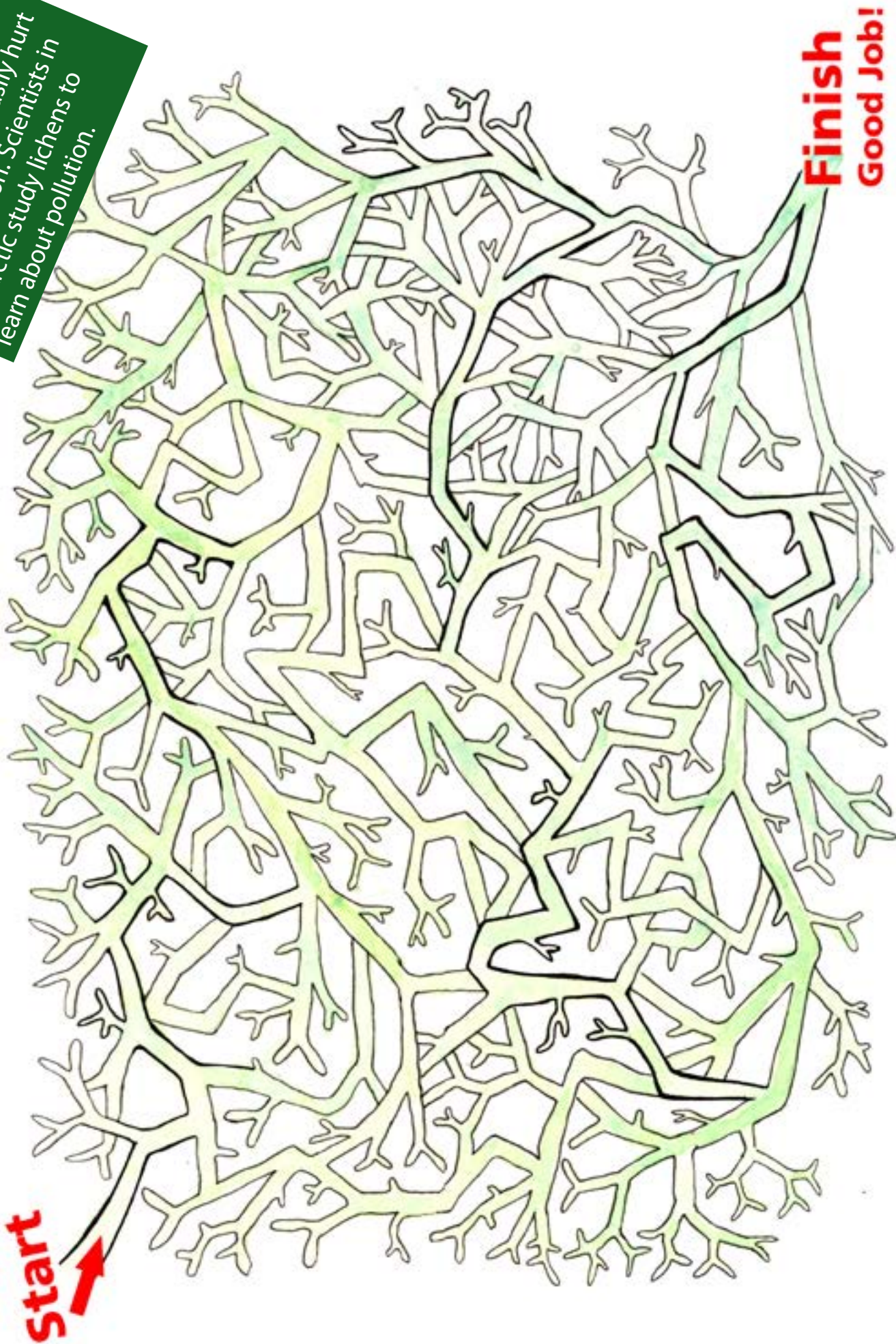
Need more space? Go to pg 23.

Done

Likin' Lichen

Directions: Find your way through the lichen maze.

A lichen gets its food from air and rain, so it is easily hurt by air pollution. Scientists in the Arctic study lichens to learn about pollution.



Finish
Good Job!



Arctic Tern the World Traveler



Directions: Solve the math problems below to find out how far the arctic tern migrates south every year.

Need more room to write? Go to page 23.

1) Summer ends. The Arctic Tern flies from Kotzebue to Kachemak Bay.

$$\begin{array}{r} 564 \\ + 436 = \end{array}$$

2) With a full stomach of fish, the tern flies to San Francisco, California.

$$\begin{array}{r} 1037 \\ + 1163 = \end{array}$$

3) The tern continues south to the Galapagos Islands off of the coast of South America.

$$\begin{array}{r} 1350 \\ + 2150 = \end{array}$$

4) After plenty of rest, the Arctic Tern flies to the coast of Chile, South America.

$$90 \times 30 =$$

5) Woosh! Strong winds pull the tern westward in the South Atlantic Ocean.

$$70 \times 20 =$$

6) With the wind, the Arctic Tern makes it to Antarctica where it will stay for 2 months!

$$30 \times 40 =$$

Add 'em all up!
total =



When a bird flies a long distance to a new home, or habitat, it is called migration. Birds migrate to find more food and shelter.

Wow, that is a total of _____ miles! $\times 2 =$ _____ miles each year!

Feet or Gears

Directions: Complete the math problems below to see how much \$ could be saved by walking instead of riding for 1 month.

Snow-go (snowmachine)

You ride a snow-go to and from school everyday for 1 month.
2 miles a day x 20 days

A) $2 \times 20 =$ _____

On the weekends, you play on your snow-go.

14 miles each day x 10 days

B) $14 \times 10 =$ _____

A) _____ miles + B) _____ =

C) _____

Now, to find out how much \$ it costs, you have to know that gas costs \$6 per gallon and that your snow-go runs at 10 miles per gallon.

C) _____ $\div 10 =$ D) _____

D) _____ $\times 6 =$ E) _____

It costs E) _____ dollars a month to ride!

Walking

You walk to and from school everyday with your neighbor for one month.
2 miles x 20 days

A) $2 \times 20 =$ _____

On the weekends, you take walks with your family. You see a fox, a caribou, and a bunch of ptarmigan!
3 miles each day x 10 days

B) $3 \times 10 =$ _____


A) _____ miles +
B) _____ miles =
_____ miles total

Your legs are free, so **you spent \$0** the whole month!

Walking is a good way to exercise. Exercise boosts your energy and makes you happy!

BERING LAND BRIDGE

Migration Game



Migrate from Asia to North America 15,000 years ago across the Bering Land Bridge **without dying!**

Directions:

- 1) Collect 3 coins. One will be your dice. The other 2 will be your game pieces.
- 2) Begin the board game on the next page (pg12) at "Start."
- 3) Use one coin for each player (game piece).
- 4) To play :
Flip the coin
Heads - move your game piece 2 spaces.
Tails - move your game piece 1 space.
- 5) Continue the game until someone reaches the "Finish" without dying!



Start

Asia

North America

Your sister sews new boots out of sinew and sealskin. Flip again!

You draw beautiful animals on a cave wall. Go ahead 1 step this way!

Your family kills a giant beaver. Yum, yum!

You eat a mushroom that makes you sick. Go back 1 step while you throw up.

The women make a net and catch tons of fish! Flip again.

You throw a spear at a camel but miss. No dinner tonight.

Ouch! You frostbit your toes and can't walk. Go back one space.

You and your family kill a group of muskoxen! Go forward 3 steps.

Your friend accidentally bonked you on the head with a new bolo - HARD. Flip to see your fate. Tails - you live. Heads - you die.

You find a big pile of chert for making new spear points! Flip again.

You made a new group of people mad. Flip to see your fate. Tails - you live. Heads - you die.

It's getting crowded with people. Move one step forward to get some elbow room.

You get stepped on by a woolly mammoth. Roll to see your fate. Tails - you WIN the game!! Heads - you die. Sorry!

A woolly rhino charges you. Roll to see your fate. Tails - you live. Heads - you die.

You find a frozen woolly mammoth. The frozen meat is still good to eat.

So, did you win? _____
What happened on your journey?

Finish!



Wanna play?
Read page 11
for directions.

Predict the

Weather

Everyone in rural Alaska needs to read the weather to travel safely. You don't want to get stuck in bad weather while out hunting, fishing, gathering berries, or just having fun.

Directions: Record the weather every day for one week. Fill in the charts- Wind, Clouds, and Temperature. Over time, this is a great way to understand and predict the weather! Use pg 23 to continue your records.

Clouds

Cloud Cover

- Check one.
- clear (maybe a few clouds)
 - cloudy (at least half)
 - overcast (all clouds)

Cloud Movement

- none
- drifting
- fast

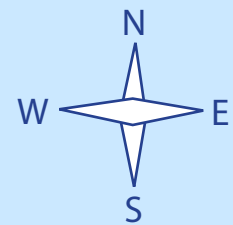
Snow & Rain

- none
- light rain
- light snow
- raining hard
- snowing hard

Notes

Wind

Direction



Notes

Effect on Visible Things

- Check one.
- (calm) still air; smoke rises straight up or drifts a little
 - (light breeze) wind felt on face; smoke leans while it rises
 - (surface wind) snow drifting on the ground
 - (storm) snow blowing; can't see across the street
 - (blizzard) can't see; snow finds it's way into your clothes; need face mask and goggles

Learn from your elders! Many elders understand the weather pattern in your community. So, ask them!

Temperature

It feels...

- very cold (feel it in your nose)
- cold (cold enough to mention)
- other comments:

Degrees in F

Compared to Yesterday

- about the same
- colder
- much colder
- warmer
- much warmer

Activities of people in your village

Animal activity & signs

Notes

After 1 Week,

Did the weather change? _____

How? _____

What else did you learn? _____

Will you continue to watch the weather? _____

The more you watch the weather, the better you'll get at predicting it!



Strong as a Musk Ox

Directions: Follow these 4 steps to create a cartoon muskox.




1) Start by drawing the horns of the muskox.



Bull muskoxen bash their heads during battle. The impact is like a car smashing a brick wall at 17 mph!




2) Draw its nose, mouth and eyes.



3) Draw dots in the muskox's eyes, draw ears, and make some fluffy hair.

4) Draw a shaggy body and 4 hooves for feet.



Decorate your muskox with socks... chasing a fox in a box!
Be creative!



WILLIE'S FIRST CATCH

One weekend in the fall, a boy from Noatak village named Willie went to visit his aana's (grandmother's) home on the Wulik River. Before he left, his father gave him a fishing pole.

"If you catch a fish, give it to your aana. It is an Inupiaq tradition to give your first catch to an elder," his father told him.

And off Willie went. After a day of helping Aana with chores, Willie woke up early in the morning and left her home. That night,

Aana was getting very worried because she had not seen him all day long.

"What has happened to my dear Willie?" Aana cried out across the dark tundra.

"I am right here!" exclaimed a voice just below her nose. When she looked down, all she saw was a huge fish. It was Willie with a big trout balancing on top of his head!

"I went fishing for you all day, Aana. This fish was my first catch, but I have a whole pile of fish for you to eat!" explained Willie.

Aana was very very proud of him. She fried the big fish and they were both happy as they ate it for dinner.

"Good job, my grandson," she said. "The more you give, the more you receive."

Directions: Give a gift to someone. The gift can be your first catch, a drawing, something you bake, a helping hand, or anything else. You decide!

Now that you have given a gift...

What did you give? _____

Who did you give it to? _____

How did it make you feel? _____

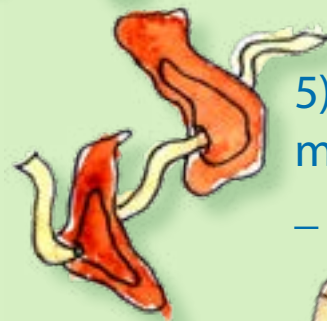
Hunting Caribou

Directions: No part of the caribou was wasted after a hunt. Unscramble the letters below to find out how each part of the caribou was used.



1) The **BINAR** was eaten.
_ R _ _ _

2) **WRADIEH** is used to make drums.
R A _ _ _ _



5) **OSEVOH** were made into rattles.
_ _ _ _ _



7) **EBNO** was used as a scraper.
_ _ _ _ _

8) The **VRILE** was roasted and eaten.
_ _ V _ _



3) **RETLNA** is carved into spear arrows.
_ _ _ _ _

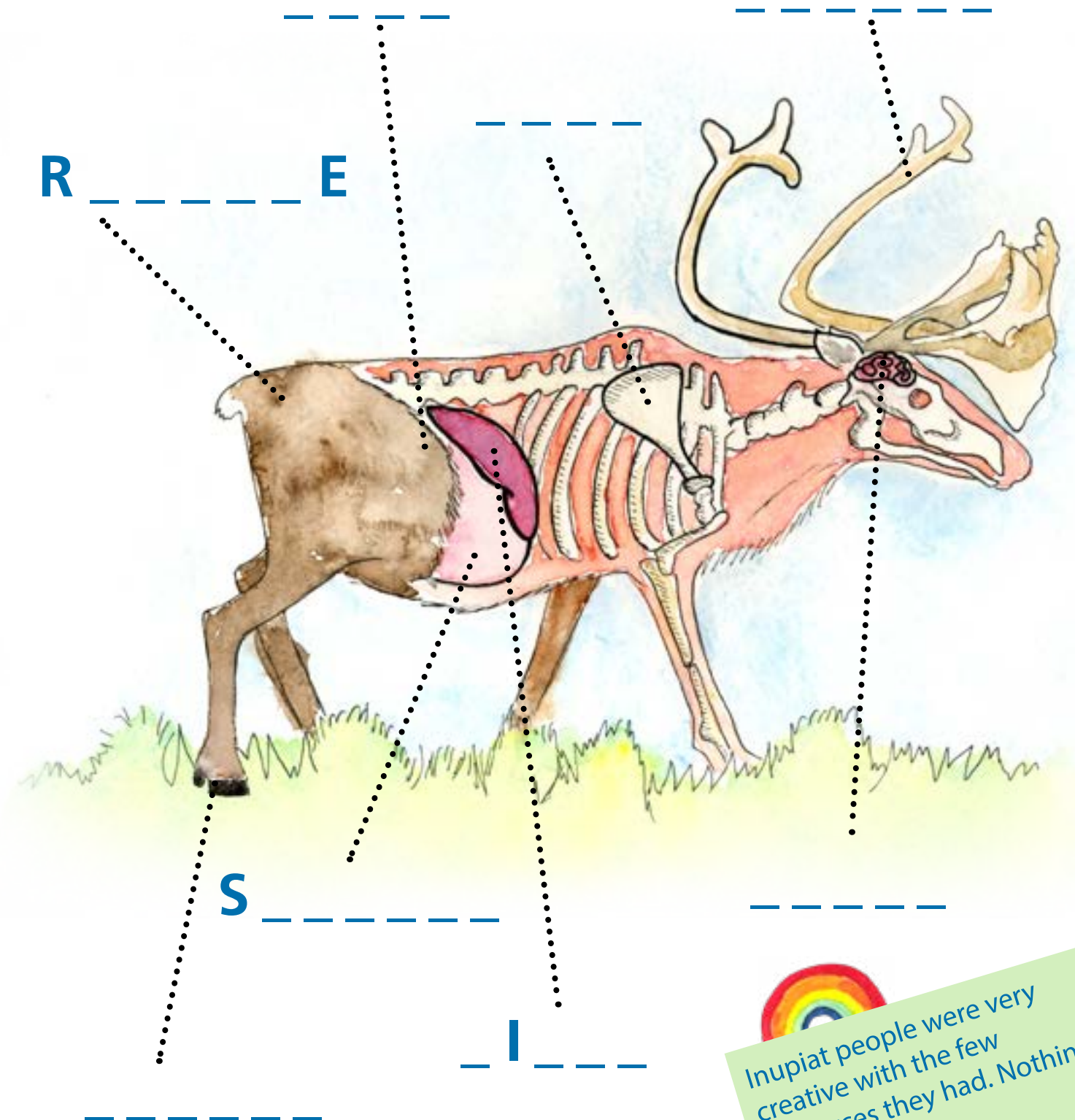


4) The **MTCASOH** was used as a water jug.
_ T _ _ _ _

6) **EDHI** is sewn into mukluks.
H _ _ _



Part 2: Label each body part of the caribou using the words you just unscrambled on the last page.



Inupiat people were very creative with the few resources they had. Nothing went to waste.

Career Quiz

Directions: Answer the multiple choice questions to find out what kind of park ranger you might like to be.



1) You are a great student, so your teacher lets you take a special class. Which one would you choose?

- a. cavepainting
- b. storytelling
- c. computers
- d. First Aid/CPR

2) Your favorite place to take a nap is:

- a. on a caribou hide
- b. on a beanbag in your classroom
- c. next to your dog
- d. in a tent by the river

3) Which present would you rather get for Christmas?

- a. a collection of old bones
- b. a globe
- c. a microscope
- d. a GPS Unit

4) Your teacher is taking your class to Anchorage. Which place do you want to visit?

- a. Native Heritage Museum
- b. Imaginarium (science discovery center)
- c. a fur store
- d. an outdoor gear store

5) Your taata (grandfather) has taught you lots of skills. Your favorite thing is:

- a. making a fish net by hand
- b. speaking Inupiaq
- c. hunting caribou
- d. hiking across the mountains

Answers:

Mostly A's- You are an archaeologist! You study old things.

Mostly B's- You are a teacher!

Mostly C's- You are a biologist! You study animals.

Mostly D's- You are a backcountry ranger! You travel outside and protect the park.

Still curious? From maintenance to accounting, there are all different types of park rangers!



Blank Canvas

Use this space to continue your activities.



Being a Junior Ranger is about **protecting** animals, plants, land, and the history of northwest Alaska. Its about **having fun** outside and **sharing** what you learn.

That's pretty COOL,
but you can also earn these prizes :



1. The Junior Ranger Badge
Complete 5 activities in this booklet.

2. Badge + Saber Toothed Cat Patch
Complete 10 activities.



3. Do a fun project on your own that helps you be a better Junior Ranger. Stuck? Here is a list of ideas:

- Write a poem or a song
- Observe and journal the weather for one month
- Clean up trash around your home or village and send us photos
- Create a play, act it out, and tell us about it
- Visit a national park in Alaska
- Design a brochure for a cleanup
- Draw or paint
- Write a story and read it to someone

If you have something else in mind, call a park ranger at Western Arctic National Parklands at 907-442-3890. Tell them you have an idea for your special Junior Ranger project.

So, you want to be a Junior Ranger?

1. Complete 5 activities in this booklet AND the activity on page 3.
2. Fill out the Junior Ranger Pledge (below) and the address form on page 26
3. Mail in pages 25-26 AND your completed activity pages. Use the envelope provided.

Junior Ranger Pledge

Birch bark is traditionally used to make baskets.

As a Junior Ranger, I _____,
promise to **help protect** the plants,
animals, and history of Western Arctic
National Parklands. I will **share** what
I have learned about National Parks
with others and will continue to
explore these national treasures.

(your signature)

Address Form

Fill out and include with your finished pages.

Name _____

First

Last

Address _____

P.O. Box OR Street

City

State

Zip Code

Please Check ONE: Yes, I want all of the pages back.

No, keep them.



Hey, Ranger, listen up!

My favorite activity was _____

It was fun because _____

What I thought was too hard was _____

What I thought was easy was _____

The coolest new thing I learned was _____

Here's one thing I will do to help park rangers: _____

One more thing I want the ranger to know is _____

A Special Thank You goes out to
the kids and staff at Kobuk, Noatak,
Kotzebue, and Shungnak schools!

Booklet designed and created by
Elise A. Kahl

Authors

Elise A. Kahl

Linda Jeschke

Reindeer photo courtesy of

University of Alaska Fairbanks

Reindeer Research Program

Printed on Recycled Paper



drawing by
Corilyn Adams

This Junior Ranger booklet was funded by the National Park Foundation, national charitable partner of America's National Parks. The National Park Foundation supports the NPS Junior Ranger program as part of their nationwide effort to connect children to America's heritage and ensure the future of our national parks.

To learn more about the online NPS Junior Ranger program, visit
www.nps.gov/webrangers.



NATIONAL PARK
FOUNDATION

Junior Ranger



National Park Service
U.S. Department of the Interior

Western Arctic National Parklands
Kotzebue, Alaska



Western Arctic National Parklands
Attn: Jr Ranger Program
PO Box 1029
Kotzebue, AK 99752