




KINGS MOUNTAIN NATIONAL MILITARY PARK



JUNIOR RANGER ACTIVITY BOOKLET



JUNIOR RANGERS WANTED!



Hear Ye, Hear Ye!

Enlist in the Junior Rangers!
Junior Rangers are people just like you,
who help protect National Park areas
around the United States.

Junior Rangers learn a lot about
history and the environment.

Learn the history of Kings Mountain today.

Be ye a patriot or a loyalist,
embark upon an amazing journey as you
learn the stories of this National Park area!

Upon completion of your booklet,
you shall be presented with a badge
and a certificate announcing
your accomplishment.

Start today!

Learn more about National Park areas by visiting www.nps.gov.
Check out the on-line Junior Ranger program by visiting www.nps.gov/webrangers.

To BECOME A JUNIOR RANGER :


- Watch the film at the visitor center
- Do the correct number of activities for your age group

Must complete at least one activity from each section

Ages 5-8
4 Activities


Ages 9 and up *
6 Activities, only 2 easy

**Activities are marked
by difficulty levels**



Powderhorn

Easy



Cartridge Box

Challenging


If the trail or film is unavailable do 2 more activities

* For ages 9 and up one of the activities must be of the harder group

- Hike the battlefield trail
- See a Ranger and have them check your work

Note: The Junior Ranger program takes approximately two hours to complete.


BEGIN YOUR JOURNEY




Start at the front desk.

Stamp the official Seals of Kings Mountain and the Overmountain Victory Trail below

Kings Mountain Seal



Overmountain Victory Trail Seal



your name

is on the way to becoming a Junior Ranger!


Have Fun!

VISITOR CENTER ACTIVITIES

Must complete at least 1 activity from this section.



There are many different types of areas in the system.



Try to match the park areas to the definitions.

Park types

A. National Recreation Area

F. National Scenic Trail

B. National Seashore

G. National Park

C. National Monument

H. National Memorial

D. National Battlefield

I. National River

E. National Historic Site

J. Parkway




Park Definitions

1. _____ Used to honor something or someone
2. _____ Large area of land set aside to preserve several special areas
3. _____ Long paths through scenic areas
4. _____ A small area of land set aside to save one special resource
5. _____ Land preserved because of an important battle
6. _____ An area important to American History
7. _____ Saves where the land meets the sea
8. _____ An area made for outdoor activities
9. _____ Protects a river
10. _____ Roads that pass through scenic areas



SYMBOL OF THE NATIONAL PARK SERVICE



How do you know you are visiting a National Park Service (NPS) Site?

All NPS sites are identified by this Symbol. This design was selected to be the symbol of the National Park Service because it represents what the National Park Service is all about.



Name 5 objects you see in this symbol and what each represents. Think protecting, preserving and enjoying.
(Hint- What shape is the symbol?)

Object	Represents
1. _____	_____
2. _____	_____
3. _____	_____
4. _____	_____
5. _____	_____

PRESERVE AND PROTECT



It is the National Park Service's job to protect these special places so future generations can enjoy them. Many people work together to protect and preserve your National Parks.

Law Enforcement Rangers protect the site, the wildlife, and you.

Interpretive Rangers share the history of the park with visitors, present talks, lead walking tours and conduct school programs.

Administrative workers are not often seen by visitors. Some of their duties include managing the money, buying equipment and hiring Rangers.

Maintenance workers keep the park in good condition by cutting the grass, repairing buildings and picking up trash.

Superintendents are like the principal of your school. The Superintendent oversees the protection of all resources of the park.

What job would you like to do if you worked at Kings Mountain NMP?
Draw or write your answer

HELP A RANGER



Park Rangers protect the artifacts and natural resources (plants, animals and land) of the national parks. As a Junior Ranger, you can help a Ranger by understanding some of the NPS rules.

Circle the correct answer for each situation. (There may be more than one.)

- 1) When walking the battlefield trail, if you see a person with a metal detector, you should
 - a. help them
 - b. bring your detector the next time you visit
 - c. report it to a ranger
 - d. do nothing

- 2) All dogs need to be on a leash while in the park. Why do you think this is necessary?
 - a. so you can tie him to tree while you are in the museum.
 - b. to prevent him from attacking other animals and visitors.
 - c. to control him when you bring him in the visitor's center.
 - d. to help control the pet population.

- 3) You see a beautiful flower, you may
 - a. take a picture
 - b. pick it
 - c. appreciate it
 - d. knock it down with a big stick

- 4) When driving through the park, you should
 - a. watch for wildlife
 - b. play your car radio very loud
 - c. hang out the window to take pictures
 - d. obey posted speed limits



Metal detecting is not allowed. Why?

Artifacts are important pieces to solving the puzzle of the past. Musket balls, bayonets and other artifacts (as cool as they are...) must not be moved from where they are found to allow researchers to study them. These artifacts may help tell the story of the battle.

Also, taking these artifacts home is Antiquities theft and is against federal law.



Dogs must be kept on a leash at all times. Why?

Dogs can harm the wildlife that live in the park. They can destroy the land by digging holes and uprooting plant life, and they can disturb other visitors.

Visitors must not remove plants from the park. Why?


Removing plants from the park changes the appearance of the park and denies other visitors the opportunity of seeing the beautiful flowers and other plant life that is found here.



- 5) Can you think of two ways you, your family and friends can help National Park Rangers take care of your parks so others can enjoy them?



MEN OF WAR



Both the Americans and the British were using standard equipment for their time, but because they came from different backgrounds, they used different items, even to do the same things.

Take a look at the two soldiers in the glass cases in the visitor center lobby and try to answer the questions below. Ask your parents if you do not understand. Everything in the word bank is only used once.

What country was the Patriot Militia Soldier (tan frock/coat) fighting for?

What country was the Loyalist Soldier (red coat) fighting for? _____

What would they carry supplies in?

Patriot Militia Soldier _____

Loyalist Soldier _____

What would they use in hand to hand combat?

Patriot Militia Soldier _____

Loyalist Soldier _____

What did they carry water in?

Patriot Militia Soldier _____

Loyalist Soldier _____

What type of guns did they use?

Patriot Militia Soldier _____

Loyalist Soldier _____

What did they use to hold gunpowder in ?

Patriot Militia Soldier _____

Loyalist Soldier _____

What did they wear in their hats?

Patriot Militia Soldier _____

Loyalist Soldier _____



Word Bank

Bayonet

America

Paper

Wooden Canteen

Tomahawk

Great Britain

Tin Canteen

Pine Twig

Cartridge Box

Rifle


Fur Backpack

Musket

Powder Horn

Leather Pouch

WHAT WOULD YOU DO?



Major Patrick Ferguson, who was in charge of the American forces loyal to England, fought a series of small battles against Patriot forces. Trying to end these attacks, Ferguson sent out a warning. He told them to stop fighting or he would **“hang their leaders, and lay their country waste with fire and sword.”** This made the settlers very angry. So they raised an army to defeat Ferguson.



Major Ferguson

Instead of ending the Patriot attacks on his army, Patrick Ferguson’s “fire and sword” speech led to his destruction.


Put yourself in Patrick Ferguson’s shoes.

What would you have said to encourage the Patriots to give up and join the Loyalist forces?

Major Patrick Ferguson’s family was a part of the Scottish Ferguson clan. Each Scottish clan had a special design, called a tartan, that decorated their clothing to identify who they were. You can see an example of the Ferguson tartan in the Ferguson rifle display case.

After viewing Ferguson’s tartan, draw your own family tartan that tells who you are. *Get colored pencils at the desk.*

MUSEUM HUNT



Museums are fun places loaded with lots of information.



Can you find the answers to the following questions in the Kings Mountain museum?

Be sure to stop and listen at every tree or you might miss something!

1. How many shots was Major Ferguson able to fire in one minute? _____
This was double what most soldiers were able to do.

2. Where did the British government forbid settling?

3. What states did the patriots come from (there are five)?

4. Who was the British commander in the South?

5. Who was the only British person at the battle of Kings Mountain?

6. Where did the Overmountain Men meet? _____

7. How many miles did the Overmountain Men travel? _____

8. A musket can fire _____ times for every 1 shot with a rifle but a rifle can shoot _____ as far as a musket.

9. How much money could a loyalist soldier earn in the military?

10. When was the peace treaty signed? _____

MUSEUM SPY



Museums are neat places to visit. In the museum you will see objects that were used a long time ago.

Draw four museum objects you find as you walk among the trees.

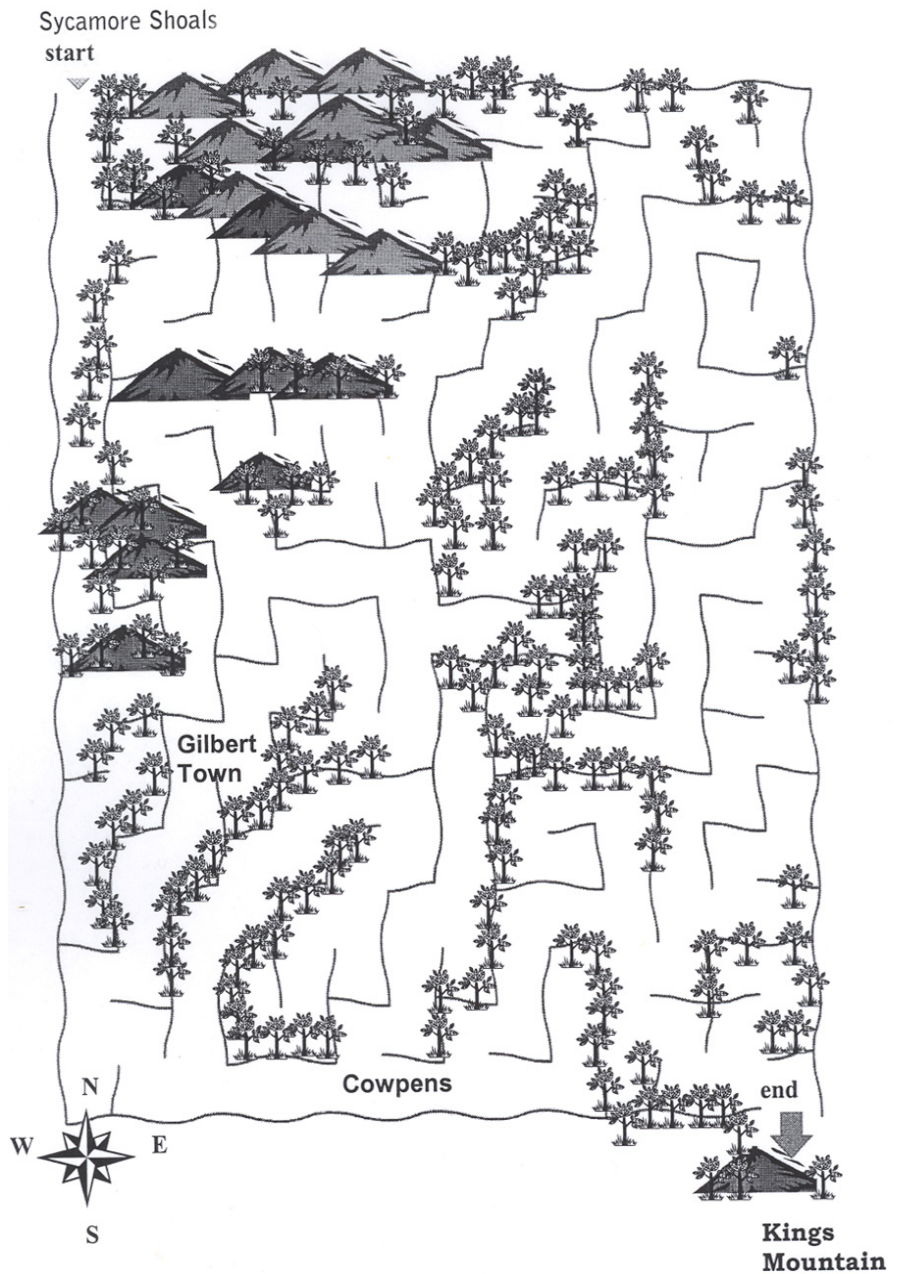


OVER THE MOUNTAINS AND THROUGH THE WOODS




The Overmountain Men traveled a long way to get to Kings Mountain. They gathered at Sycamore Shoals and traveled over the mountains to Gilbert Town, where they thought they would find Ferguson. When they did not find him, they met with local militia at Cowpens, who led them to Ferguson at Kings Mountain. Today the route they traveled is part of the Overmountain Victory National Historic Trail.

Find your own way to Kings Mountain through the maze.



Would you have traveled this far to fight in a battle? Why or why not?

COLONIAL GAMES



Children did not have much time for play, but when they did, they played simple games. Many of the games had no written rules, but were passed down from generation to generation. Colonial children had fewer toys than you do today. Some of the games they played were nine pins, Game of Graces, cup and ball and Jacob's Ladder.

Try these 18th century games. Pick up the box of games at the front desk, take them out on the back patio and have fun.

How many times did it take you to get the ball in the cup?

What game does Nine Pins remind you of?

Did you get the Buzz Saw spinning?

Were you close to ringing the Quoits?



Did you create the illusion of tumbling down the ladder?


How do these games compare to the games you have at home?

GRABBING THE WAR BY THE HORNS

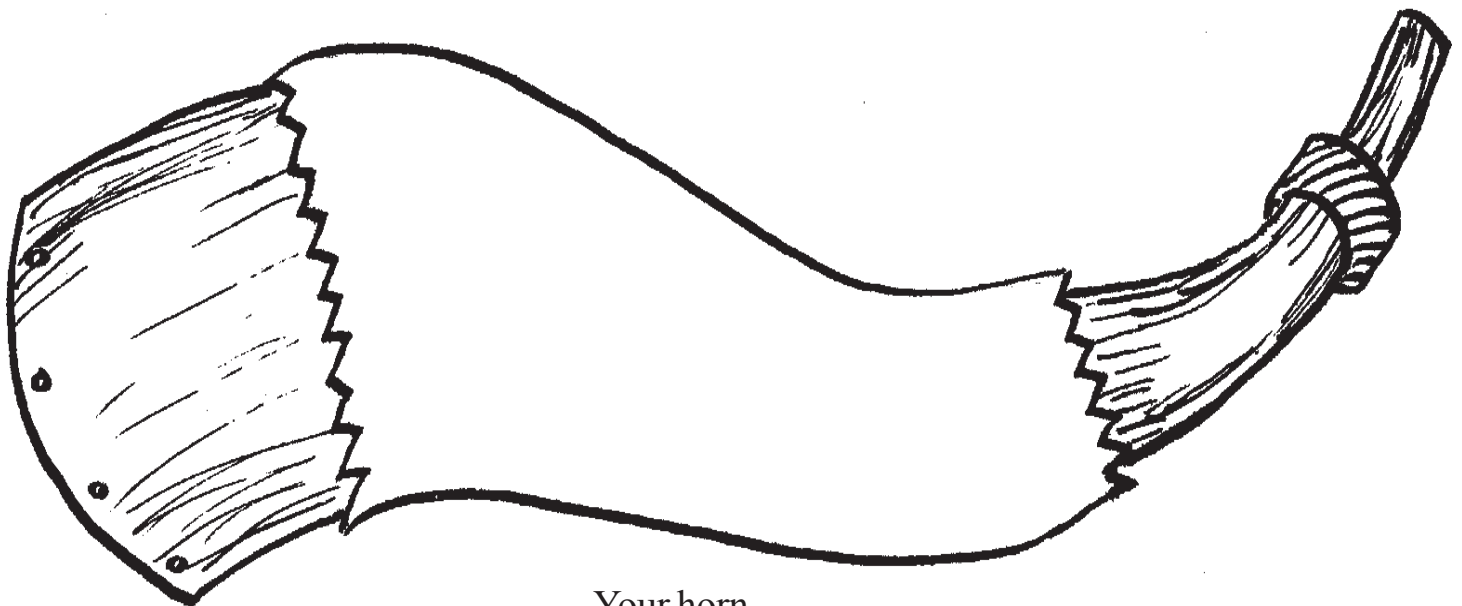


Back in the 1700's, one of the most important pieces of equipment that a frontiersman carried was his powder horn. This was a horn taken from a cow that was made into a container for his gunpowder. To decorate the horns, they were engraved or had pictures carved into the horn. This type of art was known as scrimshaw. They carved almost anything onto their horns, but it was common to carve important events and places onto them.

Below is a horn for you to "carve" with your own important events.



An example of a scrimshaw powder horn




Your horn

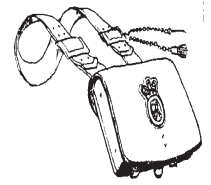
BATTLEFIELD TRAIL ACTIVITIES

Must complete at least 1 activity from this section.

Complete these activities as
you walk the battlefield trail.
Read the activities before you
start your walk.



TAKE A WALK IN THEIR SHOES



Battlefields are sacred places, where many gave their lives for their country. To get a better understanding of the battle, make sure you stop and read all the signs. The answers to the questions will be found in your reading.

Hint: Not all signs have answers.

1. Name the 5 states that the Americans (Whigs/Patriots) came from:

_____ , _____ , _____ , _____ , _____

2. Name the 5 states the Loyalists (Tories) came from:

_____ , _____ , _____ , _____ , _____



3. During the battle Americans (Whigs) put _____ in their hats, while Loyalists (Tories) put _____ in theirs.

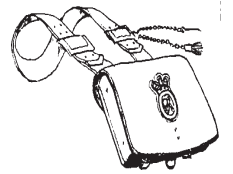
4. Most of the Loyalists were in civilian clothes. How many wore red coats?

5. Many Loyalists had friends and relatives on the other side. TRUE FALSE

6. Major Ferguson was the only British soldier in the battle. TRUE FALSE

7. At some point during your walk take 5 seconds to pause and remember the men and women who fought in the battle. What were your thoughts?

TIC-TAC-TREE



The trees of Kings Mountain were very important to the battle, as they gave protection to the Patriot militia from Loyalist bullets. Here is a game to play identifying the trees on the battlefield.


How To Play: Find a tree and identify it. Place a marker on the board as if you were playing tic-tac-toe (either an x or an o). Continue until one person has three in a row. Each tree species can only be used once. Play against a friend, brother, sister, or a parent.



American Holly



Flowering Dogwood



Red Maple



Mountain Laurel



Bitternut Hickory



Sweetgum



Black Tupelo




White Oak



Yellow (Tulip) Poplar

TAKE ONLY PICTURES LEAVE ONLY FOOTPRINTS



When people visit a park, they have to be careful not to damage the things they find there. If they do not, important parts of the park may be destroyed. A good example of this is the Chronicle monument. The stone on the left is the original marker dedicated in 1815. The stone on the right is a replacement marker.



The monument has been destroyed over the years, but not just by weathering or nature. In the past, people visiting the battlefield would chip off parts of the monument to take home as souvenirs, or worse, carve graffiti on it. As you can see, this has taken a toll on the monument.

How would you protect the park from things like this?



A MONUMENTAL TASK

Many times, when something important happens, people erect a monument to honor the event. Monuments are normally some sort of special structure created to remind us of something. Monuments can also be made for special people.

Centennial Monument
Kings Mountain



Draw your own monument to honor a person, place or event.



As you walk around the battlefield, keep your eyes open for all the different monuments!



Bonus Question: While you are out on the trail look for the **Asbury Coward monument**. He was a Colonel in the Civil War. What is a monument to a Civil War soldier doing in a Revolutionary War battleground?

LISTEN...



When armies set up camp in an area, the first thing they would do was to post pickets. These pickets were soldiers whose job it was to watch and listen for enemies.

As you are going around the battlefield today, stop for a moment and pretend you are a picket. Be sure to notice everything.







Write or draw what you find and hear.

ON THE HUNT



In the 1700's, preserving food was hard. Any meat that was taken with an army had to be dried and salted. This wasn't the best tasting food. To have better food that wasn't quite so salty, they would have hunted the wild animals they found along the way.

Try figuring out which of the animals they would have hunted and circle them.



FIRE! FIRE!



Kings Mountain today looks a lot different than it did when the battle took place. Back then, the trees were much larger, and there were fewer bushes and other small plants. What happened? The large trees were chopped down for wood, but the biggest difference is the lack of fire. Fire is a natural part of the forest and does many things to help it. People originally thought that fire destroyed forests, so they put out any fires that started. This changed the balance of the forest. Today the park rangers are trying to restore the forest back to the way it was with prescribed fire (a fire started on purpose).


Below are some multiple choice questions about how fire affects a forest. Give it your best guess - the answers may surprise you. Answers are found on the next page.

Note: There may be more than one correct answer!

1. What does fire provide for plants?
 - A. Water
 - B. Shelter
 - C. Food
 - D. None of the above
2. Most animals in a forest fire can...
 - A. Escape the flames
 - B. Be killed
 - C. Climb a tree
 - D. None of the above
3. Some plants need fire to...
 - A. Grow
 - B. Make new plants
 - C. Keep warm
 - D. None of the above



4. Park Rangers ...
- A. Start prescribed fires
 - B. Put out fires
 - C. Run from fires
 - D. Try to restore forests
5. Most large trees in a forest fire...
- A. Become firewood
 - B. Are killed
 - C. Are not affected at all
 - D. Can survive forest fires



6. Forest fires are started by...
- A. Lightning
 - B. Smokey Bear
 - C. Lava
 - D. People
7. Having no fires in an area ...
- A. Is good for the trees
 - B. Is good for animals
 - C. Increases the chance for a large fire
 - D. Puts firefighters out of work
8. How long did the National Park Service stop all fires?
- A. 5 years
 - B. 10 year
 - C. 30 years
 - D. 60 years
9. Fires are...
- A. A part of a healthy forest
 - B. Good
 - C. Evil
 - D. A force of nature

FIRE! FIRE! INFORMATION

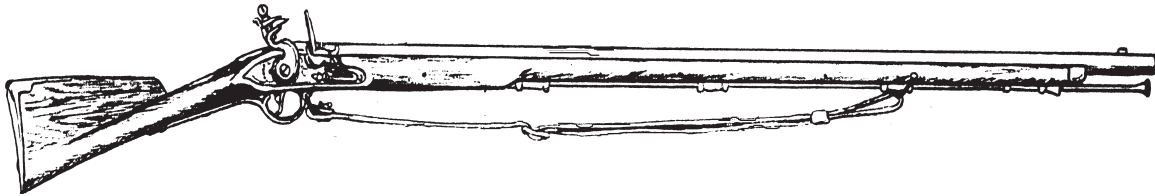
1. C- Fire burns up leaves and dead branches on the ground. The food that is stored in them is then released for plants to use.
2. A- Most animals know a fire is coming and can run away from the flames. The animals that are too small to run away can burrow into the ground where the fire cannot reach them.
3. A,B- Some plants need fire in order to reproduce. The Ponderosa Pine in Yellowstone National Park has a waxy coating on its cones that can only melt in a fire. Other plants need fire to kill plants that are competing with them. At the Tallgrass Prairie National Preserve, if fire did not come and kill the trees, the trees would have taken over the grass, making the area a forest.
4. A, B, D- Park rangers do put out fires when they threaten lives and property. However, sometimes they start fires. This is called prescribed burning. They do this to get the benefits of a fire, yet they still have control over it.
5. D- Large trees can survive forest fires because they have a thick layer of bark protecting them. Normally only small trees die.
6. A,C,D- Fires can be started by lightning or by people being careless. Sometimes, as mentioned above, park rangers start fires on purpose. Also, although it is rare, fires can sometimes be started by hot lava!
7. C- Having no fires in an area allows flammable things, like leaves, to build up so that when there is a fire, it can be a large fire that can kill trees.
8. D- The Park Service stopped fires for 60 years. This was bad for the forest and is still being felt today.
9. A,D- Forest fires are a part of nature and should be respected.

TAKE HOME ACTIVITIES



SPINNING AROUND

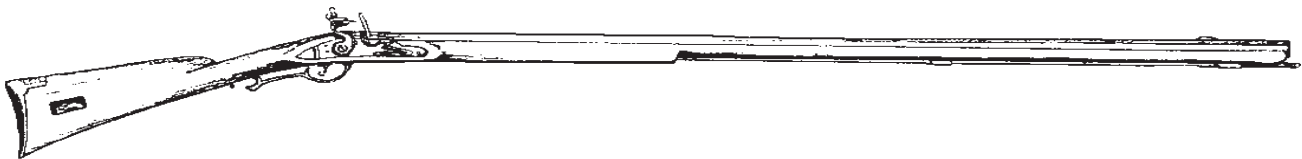
One of the advantages that patriot forces had at Kings Mountain was better weapons. The loyalists were equipped with muskets that had a smooth barrel. These weapons had trouble hitting anything. However, when they put a lot of them together, they became deadly.



British "Brown Bess" Musket

The patriot forces, on the other hand, were equipped with rifles. These were weapons that had grooves cut on the inside of the barrel. This caused the bullet to spin as it was being fired. The spin gave the weapon greater accuracy at a longer distance than the muskets.

Patriot "Pennsylvania" or "Kentucky" Rifle

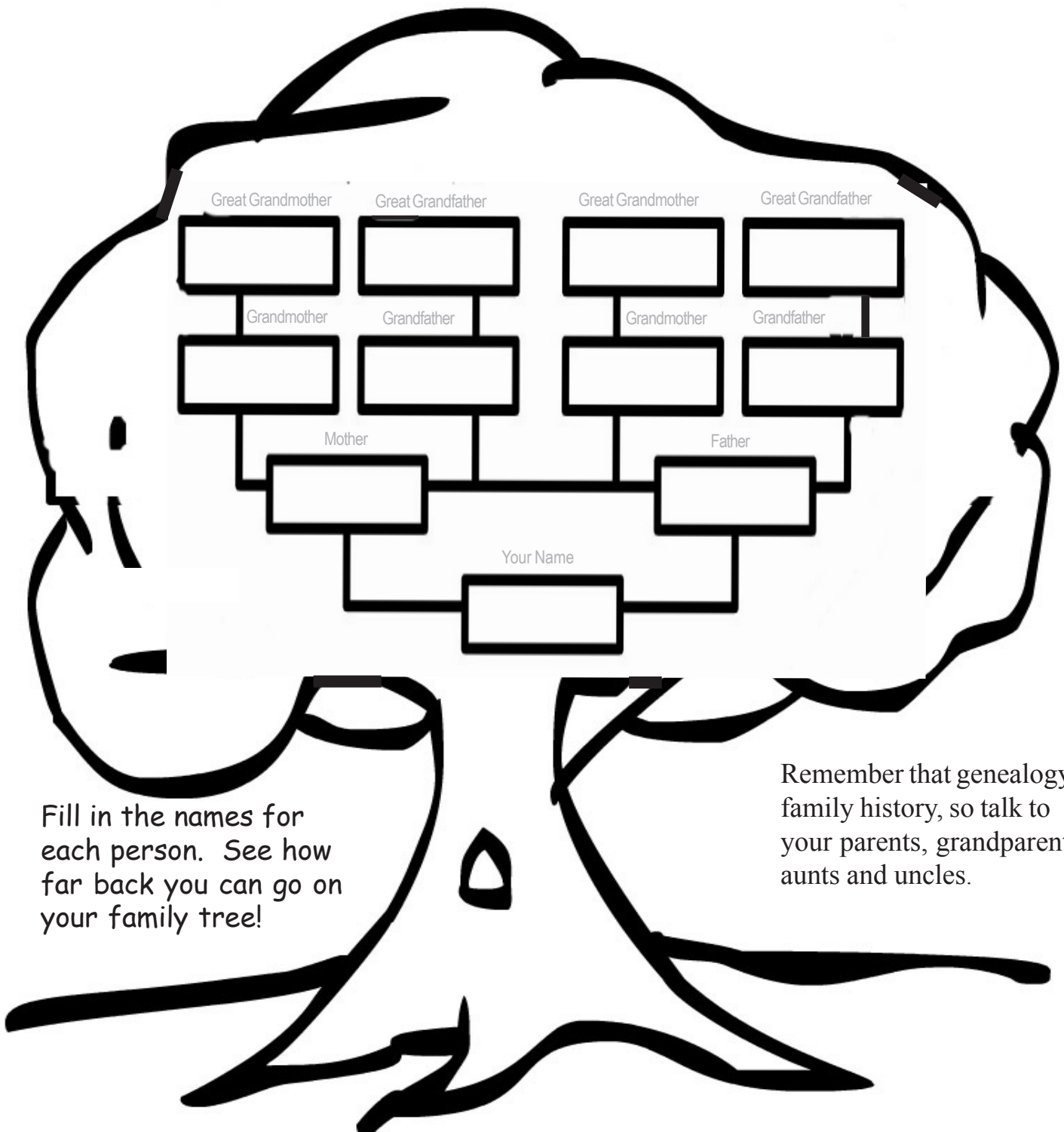


You can see how a spinning object has better accuracy by using a common football. When you normally throw a football, it spins, which allows the person to whom you are throwing the ball to catch it easily. If you throw the football so that it does not spin, it just wobbles through the air and is more difficult to catch.

Try this yourself with a football and a friend.

FAMILY TREE

A family tree shows how you are linked to your relatives. Tracing your family tree can help you put together a picture of your family's history. Genealogy is determining who belongs on your family tree. It is like a big puzzle with a lot of the pieces missing. It is also like a detective story because we have to find clues about the people who lived so long ago. So put on your detective hat and learn about your family.



Fill in the names for each person. See how far back you can go on your family tree!

Remember that genealogy is family history, so talk to your parents, grandparents, aunts and uncles.

REVOLUTIONARY CLOTHES

The men who fought on both sides at Kings Mountain were normal people fighting for the cause they believed in. Because they were common people, both sides wore the frontiersmen clothes of their time. The only way that the two sides told each other apart was that the Loyalists put pine twigs in their hats, while the Patriots put slips of paper in theirs. Below is a man dressed in frontier clothing for you to color.



Ferguson, the English commander, also had a small number of provincial soldiers with him. These were men that grew up in America but had decided to serve in the British army as soldiers. The provincials wore the standard red uniform of the standard British army. Here is a soldier for you to color. Make sure that his coat is bright red!




1776 TUNES

As the armies marched, they would sing songs to relieve their boredom and to set the marching pace. Here are some revolutionary marching songs you can sing as you are driving home.

God Save the King

(Sung to My Country 'Tis of Thee)

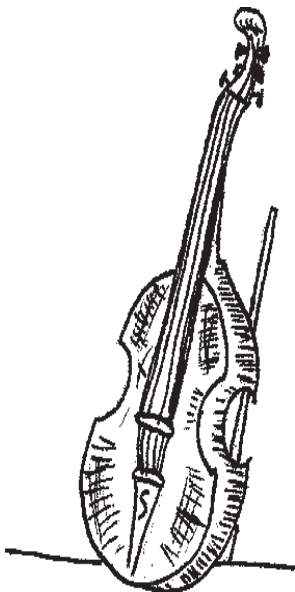
God save our gracious King,
Long live our noble King,
God save the King!
Send him victorious,
Happy and glorious,
Long to reign over us,
God Save the King.



God Save America

(Sung to My Country 'Tis of Thee)

God save great Washington,
Fair freedom's warlike son
Long to command.
May every enemy,
Far from his presence flee,
And many grim tyrant
Fall by his hand.



The Battle of Kings Mountain

'T WAS on a pleasant mountain
The Tory heathens lay;
With a doughty major at their head,
One Ferguson they say.

Cornwallis had sent him,
A thieving for to go,
And catch the Carolina men,
Or bring the rebels low.

The scamp had crossed the country
In search of royal aid,
And with his owls, perched on high,
He taught them all his trade.

But ah ! that fatal morning,
When Shelby brave drew near!
'Tis certainly a warning
That ministers should hear.

And Campbell, and Cleveland,
And Colonel Sevier,
Each with a band of gallant men,
To Ferguson appear.

Just as the sun was setting
Behind the western hills,
Just then our trusty rifles sent
A dose of leaden pills.


Up, up the steep together
Brave Williams led his troop,
And joined by Winston, bold and true,
Disturbed the Tory coop.

The royal slaves, the royal owls,
Flew high on every hand;
But soon they settled - gave a howl,
And surrendered to Cleveland.

I would not tell the number
Of Tories slain that day,
But surely it is certain
That none did run away.

For all that were a living,
Were happy to give up;
So let us make thanksgiving,
And pass the bright tin-cup.

To all the brave regiments,
Let's toast 'em for their health,
And may our good country
Have peace and wealth.



COLONIAL SPEECH

Back in 1780, the people spoke differently then they do today. Below is a word search using Colonial words from the 1700's. How many words from the puzzle can you use today?

<u>Colonial Word</u>	<u>Modern Word</u>
Bait	To feed an animal
Bogue	To walk
Comely	Pretty
Crump	Crunchy
Drift	To drive
Effulgent	Bright/Shining
Even	Evening
Fain	Happy
Fine	To end
Fort	Strong
Goodman	Mr.
Goodwife	Mrs.
Morrow	Morning
Noodle	Silly person
Perchance	Maybe
Poppet	Doll
Pray	To ask
Quadrate	Agree
Thee	You

q f i n e f o r t p g
u a f o p o p p e t n
a i y r c o m e l y o
d n w h m o r r o w o
r d t h e e y c d l d
a r r p r a y h n p l
t i g o o d m a n p e
e f f u l g e n t a v
i t e b a i t c f q e
g o o d w i f e e r n
b o g u e c r u m p n


Make a sentence using at least 5 of the **Colonial** words above.

THE KINGS MOUNTAIN JUNIOR RANGER PLEDGE

As a Junior Ranger, I _____ promise to
explore the nations parks with care,
learn what they have to offer and
protect them for future generations..

_____ (sign here)

Remember the Junior Ranger Motto: Explore, Learn, Protect



This Junior Ranger booklet was created through the partnership of the National Park Service (NPS), the National Park Foundation (NPF), and the Student Conservation Association (SCA) and was made possible through the generous support of Ocean Spray Cranberries, Inc., a National Corporate Partner of the National Park Foundation. To learn more about the online Junior Ranger program, visit www.nps.gov/webrangers.

