

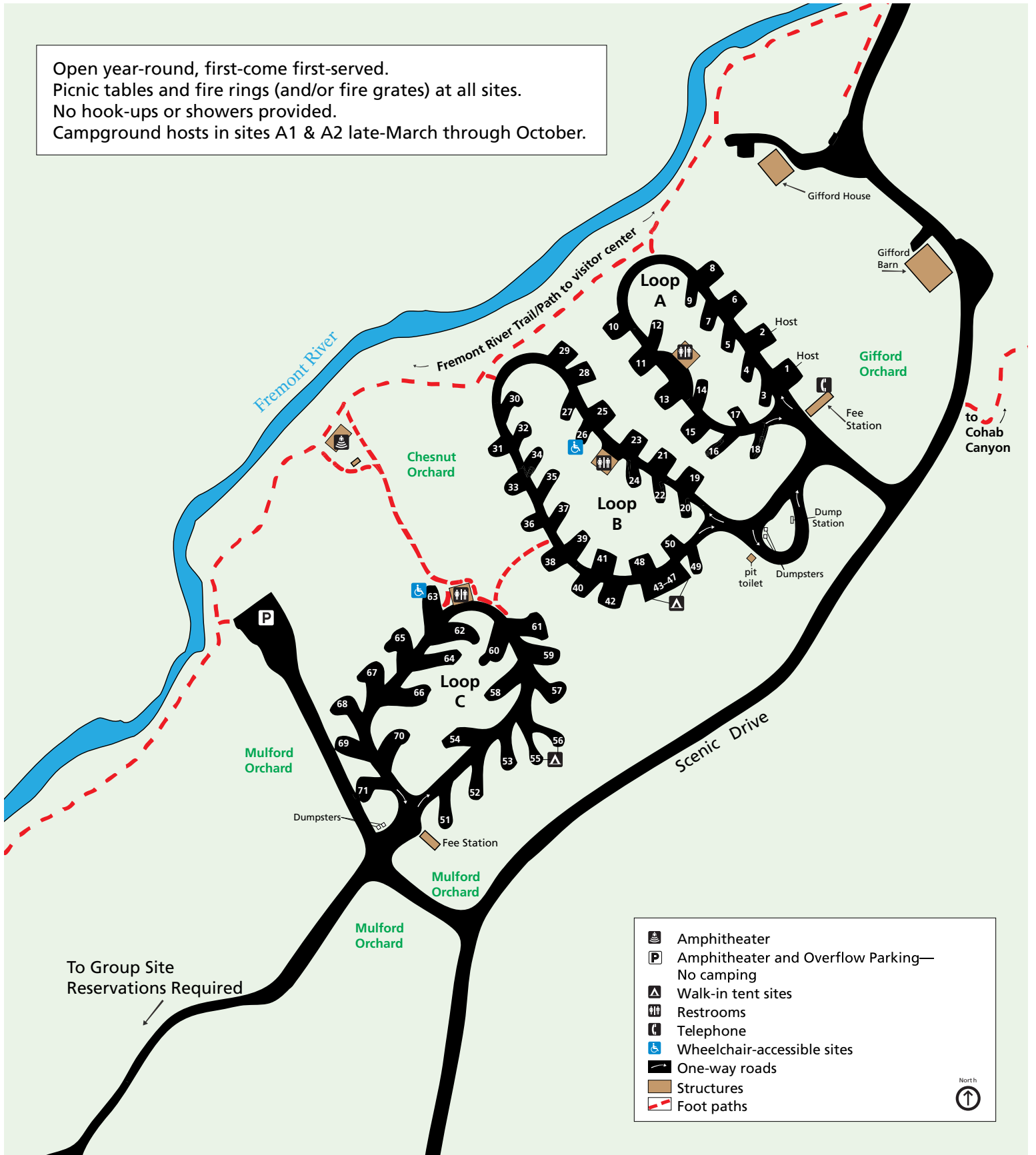
# Capitol Reef National Park

National Park Service  
U.S. Department of the Interior






## Fruita Campground


Open year-round, first-come first-served.  
Picnic tables and fire rings (and/or fire grates) at all sites.  
No hook-ups or showers provided.  
Campground hosts in sites A1 & A2 late-March through October.



- Amphitheater
  - Amphitheater and Overflow Parking—No camping
  - Walk-in tent sites
  - Restrooms
  - Telephone
  - Wheelchair-accessible sites
  - One-way roads
  - Structures
  - Foot paths
- North

# Fruita Campsite Dimensions

By Site Number		By Length	
<b>Site</b>	<b>Width × Length</b>		
<b>Loop A</b>		<b>28–29 Feet Long</b>	<b>40–49 Feet Long</b>
3	14 × 39	<b>Loop A</b>	<b>Loop A</b>
4	14 × 36	14	16
5	15 × 32	17	
6	30 × 32 dw	19 dw	<b>Loop B</b>
7	20 × 33		22
8	30 × 30 dw	<b>Loop B</b>	30
9	14 × 37	20	35
10	30 × 30 dw	26 	
11	31 × 31 dw	29	<b>Loop C</b>
12	15 × 38	31 dw	51
13	32 × 30 dw	33 dw	52
14	15 × 28	34	53
15	33 × 33 dw	36 dw	54 dw
16	15 × 43	50	58
17	14 × 29		59 dw
18	14 × 50	<b>Loop C</b>	60 dw
		None	62 dw
<b>Loop B</b>		<b>30–39 Feet Long</b>	63 dw 
19	32 × 29 dw	<b>Loop A</b>	65 dw
20	14 × 28	3	66 dw
21	30 × 32 dw	4	68
22	14 × 40	5	69 dw
23	32 × 32 dw	6 dw	70 dw
24	14 × 34	7	71
25	30 × 36 dw	8 dw	
26	16 × 29 	9	<b>50–52 Feet Long</b>
27	14 × 30	10 dw	<b>Loop A</b>
28	30 × 30 dw	11 dw	18
29	14 × 28	12	
30	15 × 42	13 dw	<b>Loop B</b>
31	27 × 28 dw	15 dw	None
32	14 × 36		<b>Loop C</b>
33	27 × 26 dw	<b>Loop B</b>	57
34	14 × 28	21 dw	67 dw
35	16 × 43	23 dw	
36	27 × 29 dw	24	<b>Walk-in Tent Sites</b>
37	14 × 37	25 dw	
38	29 × 30 dw	27	<b>Loop A</b>
39	14 × 34	28 dw	None
40	30 × 34 dw	32	
41	29 × 30 dw	37	<b>Loop B</b>
42	23 × 32	38 dw	43
43–47	walk-in tent sites	39	44
48	26 × 31 dw	40 dw	45
49	14 × 35	41 dw	46
50	28 × 27 dw	42 dw	47
		48 dw	
		49	<b>Loop C</b>
			55
		<b>Loop C</b>	56
		61	
		64	

dw Double-wide site  
 Wheelchair-accessible