



# Beaver Log

Island Explorer Bus  
Schedule Inside!

2011



## Going Green in Acadia!

Fare-free Island Explorer Shuttle Buses begin operating on June 23rd and end on October 10th, providing service throughout Mount Desert Island and the Schoodic Peninsula, linking the park to neighboring towns. By parking your car and riding these propane-powered buses, you help reduce traffic and parking congestion and air pollution in the area.

### Fees & Passes

The entrance fee that you pay directly benefits park visitors and resources.

Acadia uses fees for projects that improve the condition of natural and cultural resources, make the park a safer place, and support the Island Explorer bus system. All visitors who enter the park, regardless of how they enter, must pay an entrance fee. Passes can be purchased at all park information centers, campgrounds, and at the Sand Beach Entrance Station.



#### Acadia Entrance Fees & Passes

- 7-Day Permit: **\$10**—May 1 to June 22  
**\$20**—June 23 to October 1st  
**\$10**—October 11 to October 31
- Annual Acadia Pass: **\$40** (unlimited visits to Acadia for one year from the date of purchase)



#### National Park Passes

- Interagency Annual Pass: **\$80** (access to federal fee areas for one year from date of purchase)
- Interagency Senior Pass: **\$10** (lifetime access to federal fee areas for U.S. citizens 62+ years old)
- Interagency Access Pass: **Free** (lifetime access for U.S. citizens with a permanent disability)

### Beaver Log Content

Information & Passes.....	2
Create Your Green-Acadia Experience.....	2-3
Kids, Accessibility, & Contacts.....	4
Camping, Partners, & Safety.....	4

### Tips for Riding the Bus

- The Island Explorer bus stops at many convenient locations throughout Acadia and neighboring communities. Look for bus stop signs or a safe location to flag down the bus along its route.
- Park at the Halls Cove Visitor Center. Before you hop on the bus, buy a park pass and plan your trip with a ranger.
- Leave your car where you're staying. Many hotels and campgrounds have shuttle service to the Village Green. Walk to a bus stop then ride the bus into the park.
- Transport your bike to Acadia's carriage roads using the bus or bike shuttle.
- Access a park trailhead using the bus.
- There is no Island Explorer Bus service to Cadillac Mountain.
- Arrive early at the bus stop, as buses can fill quickly.
- Always reconfirm that you are on the right bus when you board.

### Ranger-led Programs



Interpretive programs led by park rangers are presented throughout the park from mid-May to mid-October. Stretch your mind and body with a wide range of topics and activities including walks and talks, mountain hikes, boat cruises, seashore explorations, and bike rides. Pick up a monthly program schedule at park information centers and campgrounds or find it on our website: [www.nps.gov/acad](http://www.nps.gov/acad)

### Welcome to Acadia!

National Parks play an important role in helping Americans shape a healthy lifestyle. Research by the Center for Disease Control has shown that more than 40 percent of Americans are sedentary. More and more doctors are writing *Park Prescriptions* to get their patients outside and active. Acadia offers many opportunities for you to explore nature, get fit, and connect to your outdoors.

Acadia has over 140 miles of hiking trails and 45 miles of carriage roads, and is part of the NPS's Healthy Parks, Healthy People program. From gentle walks along the rugged coastline, to mountain hikes, to tree-lined carriage roads for biking, to lakes for kayaking and canoeing, Acadia offers many opportunities to get outside and be active. If you would like to mix your fun and fitness with new skills and knowledge, join a ranger on a program that matches your interests and activity level.

—Superintendent—Sheridan Steele



**Parlez-Vous Français?** Une traduction française d'information de parc est disponible au centre d'accueil à Halls Cove sur la route 3 ou au park headquarters sur la route 233.

**Sprechen Sie Deutsch?** Park information auf Deutsch finden Sie im Besuchercenter in Halls Cove an der Strasse #3. Vielen Dank für Ihren Besuch.

# Acadia National Park

(207) 288-3338

[www.nps.gov/acad](http://www.nps.gov/acad)



## Information & Passes

### Thompson Island Information Center

As you arrive on Mount Desert Island, look for signs to this center, operated by Acadia and the MDI Regional Chambers of Commerce. Park information, entrance passes, and restrooms are available here. The picnic area and more restrooms are located across the highway from the center.

### Hulls Cove Visitor Center

Talk with a park ranger to help plan your visit. Purchase your entrance pass, pick up a park map, watch the 15-minute "Acadia Always" film, and look over the three-dimensional model of Mount Desert Island. Acadia-related books, maps, and educational materials are available for purchase at the Eastern National Bookstore. For handicap parking and an accessible entrance follow the directional signs. For a Green-Acadia experience, the Hulls Cove Visitor Center is the best place to park and ride the bus, bike, or walk into the park.

### Park Headquarters

Located west of Bar Harbor on Route 233, park headquarters provides park information, entrance passes, and a small Eastern National Bookstore. It is open from 8 a.m. to 4:30 p.m. Monday through Friday. Only short-term parking is available at this location.

### Bar Harbor Village Green

The Village Green is in downtown Bar Harbor, adjacent to the Island Explorer bus stop. Park and bus information and entrance passes are available at the bus stop and the Village Green offers wi-fi access.

## Pets in Acadia

Pets are welcome in Acadia, as long as they are on a leash (up to 6 feet) at all times and under control. Only service animals are permitted in park buildings and facilities, including the Wild Gardens. Commercial kennels are available outside of the park for temporary care of your pets. Please clean up after your pet. Remember that pets are **not allowed**:

- On ladder trails including the Beehive, the Precipice, and Jordan Cliffs.
- On Sand Beach and Echo Lake Beach from May 15th to September 15th.
- In public drinking water sources, including Jordan Pond, Hadlock Ponds, and Eagle Lake.
- On Acadia Ranger-Led programs.
- On cruises, unless permitted by operators.



## Create Your Green-Acadia Experience

Acadia National Park protects more than 49,000 acres of granite-domed mountains, forests, and ocean shorelines creating striking scenery and diverse habitats. This varied environment combined with a rich cultural history creates unparalleled scientific, educational, and recreational opportunities in a spectacular setting. For a Green-Acadia Experience, leave your car where you're staying or park at Hulls Cove Visitor Center and ride the bus, bike, or walk into the park. Create your own experience from the following options.

### Go Green-Bus Trips

Explore twenty miles of spectacular scenery along the Park Loop Road on the Island Explorer Bus. Frequent buses make it easy to get on and off at every stop. The bus is free and provides green access to the park and its facilities. Remember to purchase your park pass before boarding the bus. All visitors who enter the park, regardless of how they enter, must pay an entrance fee.

### Sieur de Monts Spring

George B. Dorr, Acadia's Founding Father, called Sieur de Monts Spring the heart of Acadia. Discover a bit of the park history as well as the story of some of Maine's earliest people, the Wabanaki. The spring, gardens and historic buildings are accessible and connected by paved sidewalks. Historic hiking trails lead to many mountaintop views and into Bar Harbor. An accessible boardwalk meanders through the forest.

**Wild Gardens of Acadia**—Displays of Acadia's plant communities are cultivated and labeled to test your identification skills. They are wheelchair-accessible. Only service animals are allowed in the gardens.

**Nature Center**—Park rangers and exhibits are available to help you learn about Acadia's natural resources and its management challenges. Browse a small Eastern National Bookstore.

**Abbe Museum**—Explore the stories of Maine's Native people, the Wabanaki, and their connection to Mount Desert Island. Visit this location and the Abbe Museum in Bar Harbor for a nominal fee. Call (207) 288-3519 for more information or visit: [www.abbemuseum.org](http://www.abbemuseum.org)

### Jordan Pond

Riding the bus to Jordan Pond enables you to plan a one-way bike ride or hike to another destination. An iconic Acadia view across Jordan Pond can be enjoyed over tea and popovers on the lawn, or enjoy a full lunch or dinner in the Jordan Pond House. Reservations are highly recommended. Both the restaurant and the Acadia Corporation gift shop are accessible. Contact Acadia Corporation (207) 276-3316 for reservations.



### Ocean Drive


This scenic section of the Park Loop Road takes you along the classic, rugged Maine coast and provides access to a rare sand beach.

**Sand Beach**—Enjoy the park's only ocean sand beach. Swim, play in the sand, or just relax in the sun. Changing rooms and restrooms are available. The Ocean Path starts here.

**Ocean Path**—Walk along all or a portion of the two-mile Ocean Path and enjoy the power of the ocean as waves crash into the granite shoreline. Be careful—loose gravel and wet rocks create dangerous footing and can lead to serious falls. Stay on the trail and away from the edge.

**Thunder Hole & Gift Shop**—Observe the power of the Atlantic Ocean as waves crash into the shoreline. For thundering waves at Thunder Hole, try arriving 2.5 hours before high tide, or during rough seas. Visit the Acadia Corporation Gift Shop for park souvenirs.

**Scenic Hikes**—A variety of hiking trails with spectacular views are accessed from Ocean Drive. For specific information, pick up a hiking guide.



## Explore Low-Tide!

The Ranger-Led Program Schedule contains monthly tide charts.

### Tidepool Tips

The zone where ocean meets land—the intertidal zone—is one of the most fascinating areas in Acadia. Here you can see creatures with amazing survival skills that allow them to stay alive when, twice each day, the tide leaves them exposed. Marine organisms are not indestructible. Our careless handling and footsteps can do damage that the changing tides cannot. When tide-pooling, remember to:

- Keep three points of contact with the ground, watch for waves and where you walk—it's slippery by the sea.
- Animals are fragile—leave them be.
- Give the animals a moment. They love to hide.
- Explore the world around you and use your senses as a guide.

### Bar Island Walk

The bar is only exposed for 1.5 hours before low tide until 1.5 hours after low tide, for a total of three hours. Consult a tide chart before heading out. Do not park on the bar—the tide turns swiftly and can submerge your car. Access the bar via Bridge Street, off West Street in Bar Harbor.

 **Biking**

Bicycling allows you to exercise and enjoy Acadia's natural beauty. Bicycles are allowed on roadways and park carriage roads, but not on hiking trails or private carriage roads—as marked. You can rent bicycles from local businesses.

**Biking Safely**—Be cautious on motor roads with no bike lanes or shoulders. Follow the one-way traffic rule on the Park Loop Road. Ride slowly and enjoy the scenery. Plan ahead and know the condition of your routes. Ride two bikes only, side-by-side, bike on the right, and pass on the left. Warn others when passing from behind and pass with a wide berth. Slow down near horses, contact the rider, and be prepared to stop. Move to the side when stopped and be extra careful when biking with pets.

 **Hiking**

Over 140 miles of trails throughout Acadia offer scenic views and physical challenges to all levels of walkers or hikers. Carriage road and trail maps are available at park information centers and campgrounds. For long hiking trips, detailed maps are recommended and are available for purchase. Some of Acadia's trail names have recently changed to their historic names. Until maps are updated, trail names on maps may differ from names posted on trail signs.

**Hiking Safety**—Stay on trails and durable surfaces, like bare granite, to protect fragile plant life. Cairns, or trail markers, are carefully maintained by the park; please do not add to, or remove them. Hiking boots and gear are recommended. Watch for posted trail closures—the Precipice Trail and the Orange and Black Path (East Face Trail) are closed until peregrine chicks leave their nests in late summer. For current closures call (207) 288-3338 or visit: [www.nps.gov/acad](http://www.nps.gov/acad)

 **Walking**

Accessible walks can be enjoyed on the carriage roads, on trails at Sieur de Monts Spring, Jordan Pond, and Cadillac Mountain, and on the Ocean Path. When on the carriage roads—walk on the right side, with only two people side-by-side, and move to the side when stopped.

 **Swimming**

Swimming facilities and lifeguards are provided at Sand Beach and Echo Lake from June 9th until Labor Day. In the summer, ocean temperatures at Sand Beach rarely rise above 55° F and Echo Lake averages about 70° F. Swimming, wading, and pets are prohibited in lakes and ponds in Acadia, which are public drinking water sources.

 **Canoeing & Kayaking**

Boating is allowed on several lakes and ponds in Acadia, including Jordan Pond and Eagle Lake. Ocean kayaking should only be attempted by experienced sea kayakers or with a certified guide. Equipment rentals and tours are available in nearby communities. The islands near Schoodic Peninsula, Sheep Porcupine, Long Porcupine, Rolling, Bar (Somes Sound), Heron, and Thrumcap are closed during eagle and seabird nesting seasons. Remember that all marine mammals are protected—do not approach them.

 **Climbing**

There are a variety of established climbing routes within Acadia. Bouldering and climbing should only be attempted by experienced climbers or with a licensed climbing guide.

 **Bird Watching**

Acadia hosts a wide variety of migratory and resident birds. Birding hot spots include lakes and ponds, Sieur de Monts Spring, Otter Point, and Ship Harbor. Seabirds can be seen from the shoreline. Eagles have been seen in many parts of Acadia. Ranger-led bird watching programs are listed in the monthly Ranger-led Schedule, including local bird walks, Peregrine Watch (May to August), and HawkWatch (August to October).

 **Sunrise, Sunset, & Night-sky Viewing**

Enjoy brilliant sunrises and sunsets highlighting Acadia's unique landscape. Limited light pollution around Acadia helps to provide dark night skies. Popular night-sky viewing locations include Sand Beach and Cadillac Mountain. See the monthly Ranger-Led Program Schedule for star gazing programs and sunrise/sunset schedules.



**Volunteering**

Help out Acadia—Volunteer! Meet us at Acadia's Headquarters on Tuesday, Thursday, or Saturday mornings at 8AM, June through October or call (207) 288-3934 for current information. For other volunteer opportunities call (207) 288-8716 or visit: [www.nps.gov/acad](http://www.nps.gov/acad)



**Ocean Adventures**

 **Baker Island**

Watch for wildlife and breathtaking views of Mount Desert Island, the Cranberry Islands, and Egg Rock Lighthouse on the way to Baker Island. On the island, visit the Baker Island Lighthouse and a historic homestead. For ranger-led boat tours on the *Miss Samantha* call (207) 288-2386.

 **Isle au Haut**


A perfect destination for a day trip, with relative solitude and 18 miles of hiking trails. Isle au Haut is accessed by ferry from Stonington, about a 65 mile drive from Mount Desert Island. Bring your necessities with you—there are few amenities on the island. The Duck Harbor Campground on Isle au Haut requires a \$25 permit that allows camping once a year, per person. For more information, call (207) 288-3338 or visit: [www.nps.gov/acad](http://www.nps.gov/acad)

 **Islesford Historical Museum**


Discover what life was like for early European settlers and present day island life. The museum is located on Little Cranberry Island, in the village of Islesford, and is accessible by boat or ferry from Northeast Harbor or Southwest Harbor. The museum is open daily through the summer and closes September 30th. For ranger-led boat tours on the *Sea Princess* call (207) 276-5352.

 **Schoodic Peninsula**

The Schoodic Peninsula is the only portion of Acadia on the mainland. To *go green*—take the 30-minute ferry from Bar Harbor to Winter Harbor, then board the Island Explorer bus to reach the Schoodic section of Acadia. Bikes are welcome on the ferry and the bus. Bus service on Schoodic ends on August 31st. Driving from Bar Harbor to the Schoodic Peninsula takes about 1.5 hours each way. Don't forget to pick up your park pass before you go. For more information visit: [www.nps.gov/acad](http://www.nps.gov/acad)



**Touring Acadia**


 **Driving in Acadia**

Acadia's scenic Park Loop Road showcases 27 miles of spectacular Acadia scenery. The drive starts at Hulls Cove. Printed guides and an audio tour are sold at the Eastern National Bookstores. Parking is permitted only in posted areas, parking lots, and established roadside pullouts.

**Vehicle Restrictions**—Vehicles taller than 11-feet, 8-inches are not allowed on the Park Loop Road system—they won't fit under the bridges. Vehicles and trailers longer than 20 feet are not permitted on Bass Harbor Head Road or the southern end of Schooner Head Road. Vehicles and trailers longer than 35 feet or taller than 11-feet, 8-inches are not allowed in Acadia's campgrounds.

 **Cadillac Mountain**


Drive up a 3.5 mile winding, narrow road to the top of the tallest mountain on the eastern seaboard of the United States. Or *Go Green and Get Active* by taking the Island Explorer bus to one of several trail heads and hike to the top of the mountain. At the summit, an accessible path leads to scenic views of the ocean and surrounding islands. The road is open April 15th to December 1st, weather permitting. An Acadia Corporation gift shop provides park souvenirs and snacks. Bring warm clothing—it's often cold and windy on Cadillac.

 **Carroll Homestead**

Visit the historical home of the Carroll family and learn about homesteading in early New England along a self-guided interpretive trail. The Carroll Homestead is located on Route 102, north of Southwest Harbor. See the Ranger-led Program Schedule for more activities. The homestead closes at dark.

 **Bass Harbor Head Lighthouse**

Bass Harbor Head Lighthouse is pictured on this year's National Park Annual Pass. It is the only lighthouse on Mount Desert Island and is located off Route 102A in Bass Harbor. It is a private Coast Guard residence, so please respect their privacy. Short trails on both sides of the lighthouse offer views of the Gulf of Maine. The area closes at dark.

 **Bus Tours**

Narrated bus tours throughout Acadia and up Cadillac Mountain are offered by concessioners. For schedules and reservations contact National Park Tours at (207) 288-0300 or Oli's Trolley at (207) 288-9899.

 **Wildwood Stables**

Narrated tours of Acadia's historic carriage roads are given on horse-drawn carriages. Accessible carriage rides, private tours, and stabling for your personal horse are also available. For reservations call Carriages of Acadia, Inc. at (877) 276-3622.



# Kids Acadia

## Explore Acadia Checklist

- Have your picture taken trying to move Bubble Rock.
- Find a waterfall and a beaver lodge.
- Count 100 gulls.
- Search for sea glass along the shoreline.
- Find a meat-eating plant in the Wild Gardens.
- Smell a balsam fir tree.
- Get an autograph and a photo taken with a park ranger.
- Hike to a mountaintop for a bird's eye view.
- At low tide, carefully search for something living in the tidepools.
- At night, make a wish on a shooting star or follow the light of a firefly.
- My unique Acadia experiences...



## Become a Jr. or Sr. Ranger

Learn about the park while you complete the activities then earn a certificate and patch.

Jr. Ranger books (up to age 17) are free and Sr. Ranger books (ages 18+) can be purchased at a park information center or campground.



## Accessibility

Acadia's accessible destinations and facilities are detailed in the Access Guide, a free publication available at Acadia's information centers, the entrance station, and online at: [www.nps.gov/acad/planyourvisit/accessibility.htm](http://www.nps.gov/acad/planyourvisit/accessibility.htm)

## Assistive Listening Devices

Accessible interpretive programs are indicated in the monthly program schedules. Assistive listening devices (ALDs) are available for use by visitors with limited hearing. For reservations of ALDs, call (207) 288-8832.

## 911 Emergency!—Call 911

### Acadia Contacts

Address..P.O. Box 177, Bar Harbor, ME 04609  
 Acadia Information.....207-288-3338  
 TTY Accessible .....207-288-8800  
 Lost & Found .....207-288-8791  
 Email.....acadia\_information@nps.gov  
 Website.....www.nps.gov/acad



## Camping & Picnicking

Seasonal camping is provided within the park on Mount Desert Island. Blackwoods Campground is located 5 miles south of Bar Harbor and Seawall Campground is located 5 miles south of Southwest Harbor. Private campgrounds are also found throughout the island. Blackwoods Campground often fills months in advance. Once at the park, all sites are first come, first served. Reservations in advance are highly recommended. Before you arrive, visit [www.recreation.gov](http://www.recreation.gov)

### Campground Fees & Reservations

For Blackwoods and Seawall Campground reservations visit [www.recreation.gov](http://www.recreation.gov) or call:  
 U.S. & Canada ..... 877-444-6777  
 Outside U.S. & Canada..... 518-885-3639  
 TTY..... 877-833-6777

- Blackwoods Campground  
\$20 per night per site (in season)
- Seawall Campground  
\$20 per night for drive-up sites  
\$14 for walk-in sites

### Firewood Restrictions

Only locally obtained wood is allowed for campfires in Acadia. Wood from outside Maine is not permitted and can carry invasive insects. If you've brought wood from outside Maine, burn it immediately to protect Acadia's forests. Use designated firepits only.

### Picnicking

Designated picnic sites with restrooms, tables, and grills are located throughout the park and are available on a first-come basis. Charcoal cooking fires are allowed in park-provided grills, or in your personal grill, placed on the gravel pad. Protect wildlife—store food securely, clean up picnic areas, and dispose of garbage in appropriate containers.

## Leave No Trace Principles

Help protect Acadia's plants, animals, and natural and cultural resources.

- Stay on the trail to protect fragile plant life.
- Leave what you find. Take what you bring.
- Don't approach or feed wild animals.
- Respect wildlife closures to allow for successful nestings of peregrines, loons, seabirds, and eagles.
- Slow down and watch for wildlife along roadsides, near dusk and dawn.
- Be considerate to others—let natural sounds prevail and limit your group size.
- Tidepool habitats and animals are fragile. Handle them with care and leave them where you find them.

For more about Leave No Trace principles visit: [www.nps.gov/acad/supportyourpark/leavenotrace.htm](http://www.nps.gov/acad/supportyourpark/leavenotrace.htm)



## Acadia's Partners

### Eastern National Bookstore

Eastern National is a non-profit partner which provides educational materials such as books, maps, videos, and posters at the Hulls Cove Visitor Center, the Sieur de Monts Nature Center, and the park campgrounds. Members earn discounts while supporting research and education in the park. For information visit: [www.easternnational.org](http://www.easternnational.org)

### Friends of Acadia

Friends of Acadia is an independent nonprofit organization dedicated to ensuring the long-term protection of the natural and cultural resources of Acadia. With the support of its members and volunteers, Friends of Acadia makes conservation grants to the park and communities, recruits and leads volunteers working in Acadia, and advocates for Acadia before the federal and state legislatures. For information call (800) 625-0321 or visit: [www.friendsofacadia.org](http://www.friendsofacadia.org)

### Schoodic Education & Research Center—Institute

The National Park Service manages SERC in cooperation with SERC-Institute, as a nonprofit facility that hosts research and education programs. The Schoodic Education Adventure (SEA), led by park rangers, is a curriculum-based residential program offering hands-on classroom and field experience for 5th to 8th grade students. SERC also coordinates annual events such as the Acadia Artist-in-Residence, a Bioblitz, and Resource Seminars. For more information visit: [www.sercinstitute.org](http://www.sercinstitute.org)

## Safety Tips

Be Careful Out There—protect yourself and the park! Most accidents at Acadia occur while visitors are biking, hiking, exploring the shoreline, and driving. Keep these tips in mind to help ensure a safe visit to the park.

- Watch your step and wear sturdy shoes. Carry a map, first aid kit, flashlight, and water and appropriate weather gear on all trips, long or short. Tell someone where you're going and when you'll return.
- Yield to pedestrians and horses. Watch for loose gravel on road curves and hills.
- Stay away from cliff edges. Watch for wet rocks and loose gravel near cliff edges and shorelines.
- Drive safely, wear seat belts, and don't drink and drive. The speed limit is 35 mph in Acadia, unless otherwise posted.
- Store food, garbage, and cooking equipment in an enclosed vehicle or a hard-sided locker.

