

New Bedford Whaling
National Historical Park
33 William Street
New Bedford, MA 02740

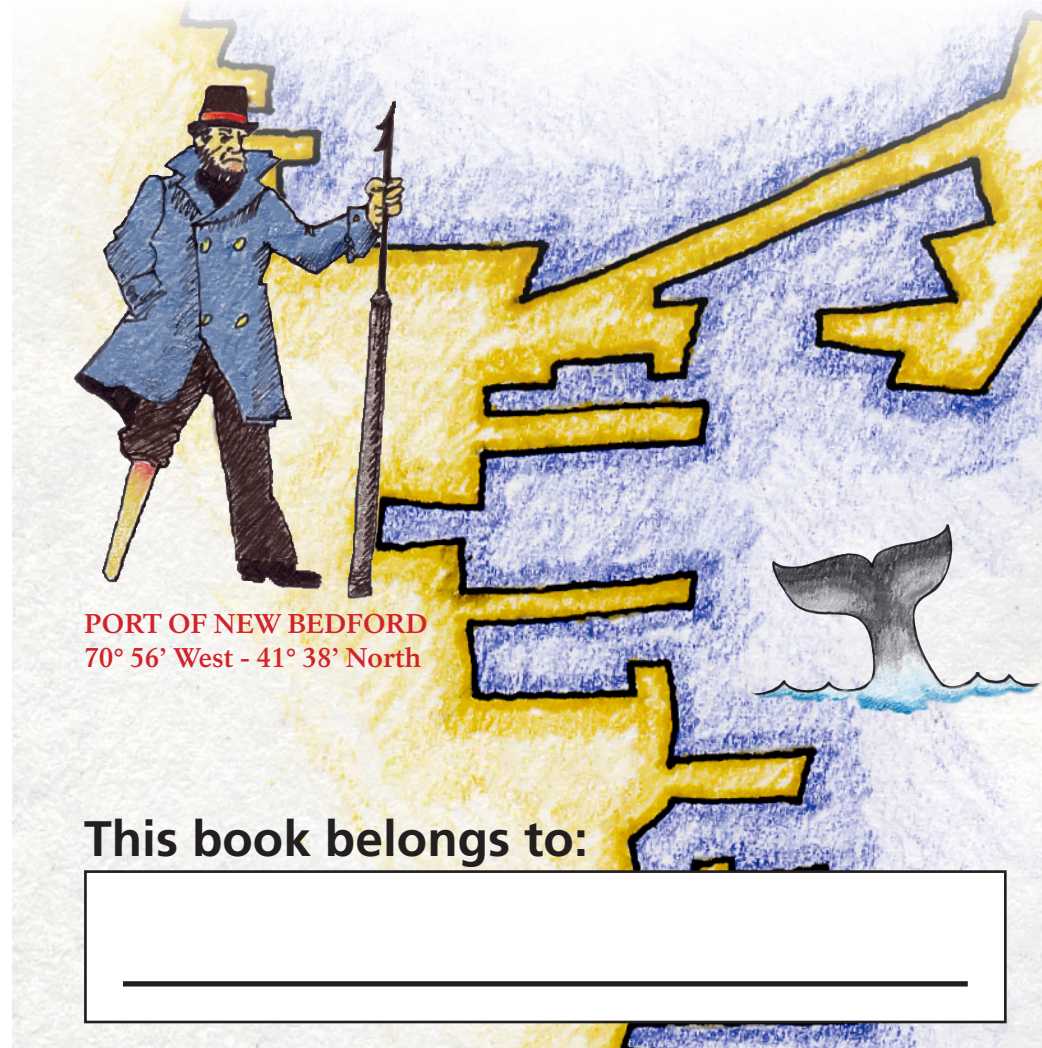
508-996-4095
nps.gov/nebe
fb.com/NewBedfordNPS

New Bedford Whaling
National Historical Park

National Park Service
U.S. Department of the Interior



JUNIOR RANGER ACTIVITY BOOK



PORT OF NEW BEDFORD
70° 56' West - 41° 38' North

This book belongs to:



AS AN OFFICIAL
JUNIOR RANGER
I PLEDGE TO:

- Continue learning about New Bedford Whaling National Historical Park.
- Appreciate, respect, and protect all national parks.
- Get to know the history and culture around my home.
- Share what I've learned with my family and friends.



Junior Ranger: _____

Park Ranger: _____

Date: _____



Instructions:

As a Junior Ranger in training at New Bedford Whaling National Historical Park, it is important to keep alert while on your voyage through the park. Answers to the questions in this booklet can be found by reading exhibits, going on a walking tour (offered seasonally) and using your observation skills while exploring the park on your own.

Return to the visitor center after you have finished the **Ranger Activities** and you will be rewarded for your hard work! Good luck and have fun!


.....

Ranger Activity

Take some time to explore the visitor center and Corson Maritime Learning Center to answer the following questions before setting out on your journey:

1. What river flows into New Bedford Harbor?
2. What well-known fugitive slave and his wife found their first home of freedom in New Bedford in 1838?
3. Name three former uses of the National Park Visitor Center.
4. Name three ports New Bedford whalers visited on a whaling voyage.
5. What year did the whaling industry reach its peak, with more than 329 ships valued at \$12 million (about \$250 million today) and employing 10,000 seamen?
6. Who wrote, "For many years past the whale-ship has been the pioneer in ferreting out the remotest and least known parts of the earth"?

Ranger Activity

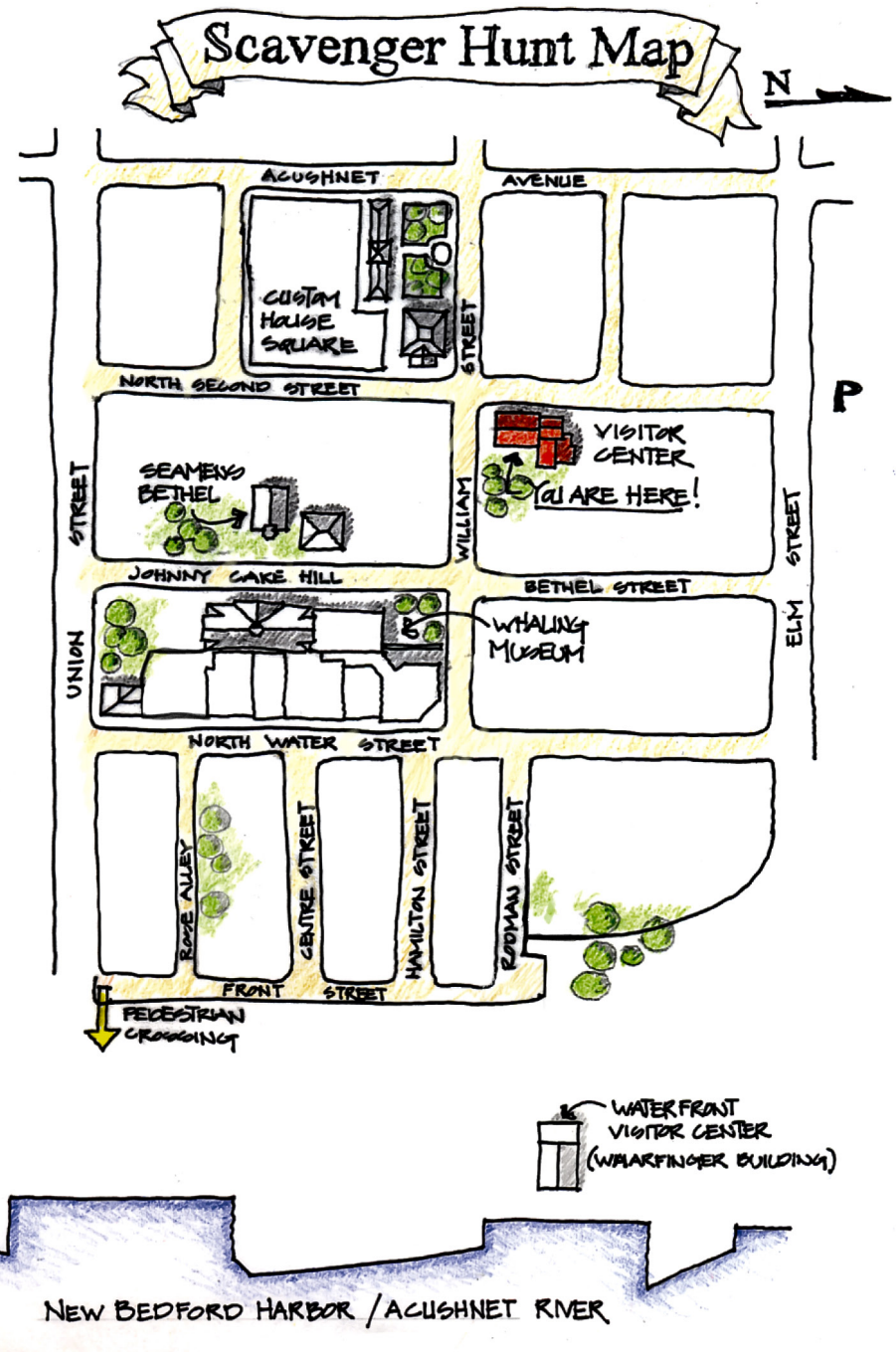


Ranger Activity

Junior Ranger Scavenger Hunt

On your 'voyage' through the National Historical Park, find the following "things" and identify where you found them by placing the item's number at the location on the map on page 4.

1. A giant orange squid
2. A whale's skeleton
3. The "Kaller Beef" sign (Look up!)
4. A whale's tail
5. A sundial on the front of a building (What time is it on the sundial?)
6. Bricks engraved with the names of New Bedford's members of the 54th Massachusetts Regiment. Name three of these soldiers.
7. Weathervanes: one has a ship on it and the other has a whale on it (Look up!)
8. The latitude and longitude of New Bedford
9. A National Park Service Arrowhead
10. A cenotaph



Ranger Activity

Test your knowledge of New Bedford history while exploring on your own, or while taking a National Park walking tour!

1. What is the Seamen's Bethel?
2. What decade in the 1900s did the last whaleships sail out of New Bedford?
3. What are some live animals whalemens carried with them on the ship for food?
4. What was whale oil used for?
5. Why were there two banks in the Double Bank building?
6. The whaler's "post office" was a weathered turtle shell placed on top of a conspicuous rock. Where was it located?



Bonus Activity

The great New Bedford whaleman Ishmael developed this letter jumble game to help pass the time while at sea. Can you unscramble these letters before the next whale sighting?

LOI


EAWHL

ONAPOHR

DLANEC

SORFEETLAC

Bonus Activity



Across

2. What famous novel did Herman Melville write about New Bedford and the whaling industry?
4. What street in the national park was known as the "Wall Street of Bedford Village"?
6. What is the name of the 1/2 scale, 89-foot ship model located inside the Whaling Museum?

Down

1. Name the mansion that was moved 400 feet down William Street in 1978 to its present location?
3. Name the building in the National Park that whalemens and sailors came to for "protection papers"-which certified their rights as sailors?
5. What New Bedford Sergeant earned the Congressional Medal of Honor for his heroic action at Fort Wagner, SC? (Hint: visit the 54th Regiment Plaza)

Ranger Activity

International Marine Signal Flags

The flags below are called International Marine Signal Flags. These flags are used by ships at sea to spell out short messages and, in combination, to create special meanings, for example S-O-S. Each flag represents a letter of the alphabet.




Ranger Activity

Use the key on the previous page to decode the secret message below.



If you want another challenge, try to decode the message spelled out by the flags on the outside of the Waterfront Visitor Center (Wharfinger Building at Fisherman's Wharf).

Hint: When facing east (toward the water), "read" the flags from left to right and top to bottom.



Bonus Activity

Weather conditions are important to seafarers. Visit the Waterfront Visitor Center (Wharfinger Building) and our working to answer the following questions.

The answers to questions 1-5 can be found at the weather station inside the waterfront visitor center.


1. What is the temperature outside?
2. What is the wind speed?
3. What is the barometric pressure?
4. What is the date and time?
5. Is it high tide or low tide right now?



6. Is there a weather flag flying outside the waterfront visitor center? If so, circle it below.



SMALL CRAFT
WARNING
UP TO 38 MPH
WINDS



GALE
WARNING
39-54 MPH
WINDS




STORM
WARNING
55-73 MPH
WINDS



HURRICANE
WARNING
74+ MPH
WINDS

Ranger Activity

Draw your favorite object or memory from New Bedford Whaling National Historical Park.



Junior Ranger Log

Usually, one officer on a whaling ship was in charge of keeping a daily "log" of the whaling voyage. The "log" was the written record of the ship's speed, progress, and position, and included noteworthy events of the day. The New Bedford Whaling Museum has over 1,100 logbooks in its museum collection. In the space below write your own log entry describing your day at New Bedford Whaling National Historical Park.
