



Junior Ranger Activity Book



This book belongs to: _____

Discovering Capulin

Welcome to Capulin Volcano National Monument!

As a Junior Ranger at Capulin Volcano, your mission will be to **explore** and **learn** about the park, as well as help to **protect** it.

Before starting your activities, read our Ranger Rules for visiting Capulin Volcano. These are important for helping to preserve Capulin, protect its natural resources, and keep you safe. In doing this, everyone can enjoy the volcano, including future generations.



Ranger Rules:

1. Always stay on the trails and don't climb on rocks or railings.
2. Don't touch or feed any of the animals.
3. You can pick up rocks to look at them, but remember to put them back before you leave.
4. Make sure to throw away all trash in the trash cans.
5. Don't pick any of the wildflowers.
6. Lastly, remember to protect yourself by wearing sunscreen and drinking plenty of water!

In order to become an official Junior Ranger at Capulin Volcano, complete 3 activities in this book. Plus, choose at least one of the activities below.

Complete 3 activities

+

Ranger Program

Watch the movie

Once you are done, show your book to a Ranger and they will give you your official Junior Ranger badge and certificate. Good luck!

Cone Comparison

A volcano is a place on the Earth's crust where magma and gases have escaped from deep below the surface causing an eruption. There are three main types of volcanoes. Each has their own shape. In each row, draw a **green** circle around the one that is different from the rest. Can you figure out what kind of volcano you're on? Draw a **red** square around it.



Cinder Cone



Cinder Cone




Shield Volcano




Cinder Cone



*Composite Cone
(Stratovolcano)*



*Composite Cone
(Stratovolcano)*



*Composite Cone
(Stratovolcano)*



Cinder Cone



Shield Volcano



*Composite Cone
(Stratovolcano)*








Shield Volcano



Shield Volcano


Nature Journal

There are all sorts of things to experience outside at Capulin Volcano using our five senses. Our senses help us understand what's happening around us. Our eyes help us see, our ears let us hear, our hands help us feel, our noses let us smell, and our tongues help us taste things. Spend a few minutes outside and tell us what you find.

<p>I saw</p> 	
<p>I smelled</p> 	
<p>I heard</p> 	
<p>I touched</p> 	
<p>I tasted</p> 	


Connect the Spots

The convergent ladybug is a frequent visitor to Capulin Volcano. During the summer, thousands of ladybugs gather to form colonies that hibernate together through the winter. Help each of these ladybugs get to their colonies by matching their dots to leaves with the same number.




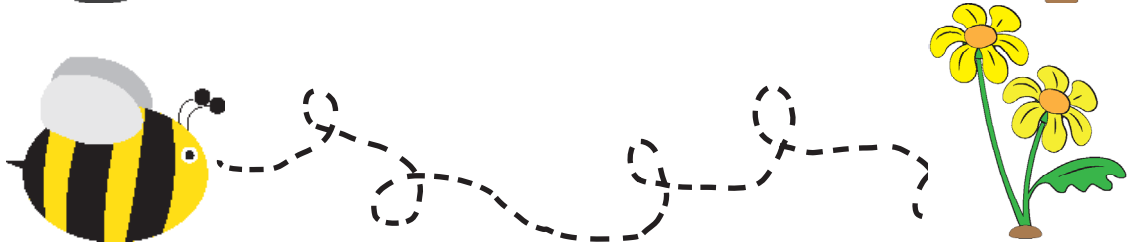
Eruption Art

Capulin Volcano erupted approximately 60,000 years ago. That was a very long time ago, so no one knows what it looked like. Scientists use more recent eruptions to better understand Capulin Volcano's formation. Using what you know of volcanoes, draw a picture of what you think the eruption looked like!



Pollinator Pathways

The plants at Capulin Volcano are very important. They help protect the volcano from wearing away. They also attract and provide food for bees, birds, bats, and many other animals. Wildlife help plants grow by moving pollen from flower to flower. Help each animal by tracing its path to its flower!



Junior Ranger Pledge

As a Junior Ranger at Capulin,
I promise to discover all I can.
I pledge to protect and preserve
every rock, plant, and bird.
National parks are tons of fun
because they're here
for everyone.

Thank you for visiting! And remember:
EXPLORE, LEARN, PROTECT!

Not enough time?
Mail completed books to:

Capulin Volcano National Monument
P.O. Box 40
Des Moines, NM 88418
575-278-2201

